

Water Supply Asbuilt Sheet Index  
EASTERN

U15-1000/64.36

U15-1000/63.37

Lake Rotorua

U15-1000/65.37

U15-1000/64.38

— Main

**WATER SUPPLY SERVICES**  
**1:2000 @ A3 - (U15-1000/64.37)**

PRIVATE WATERMAIN  
150UPVC  
1.48  
0.9  
2.3

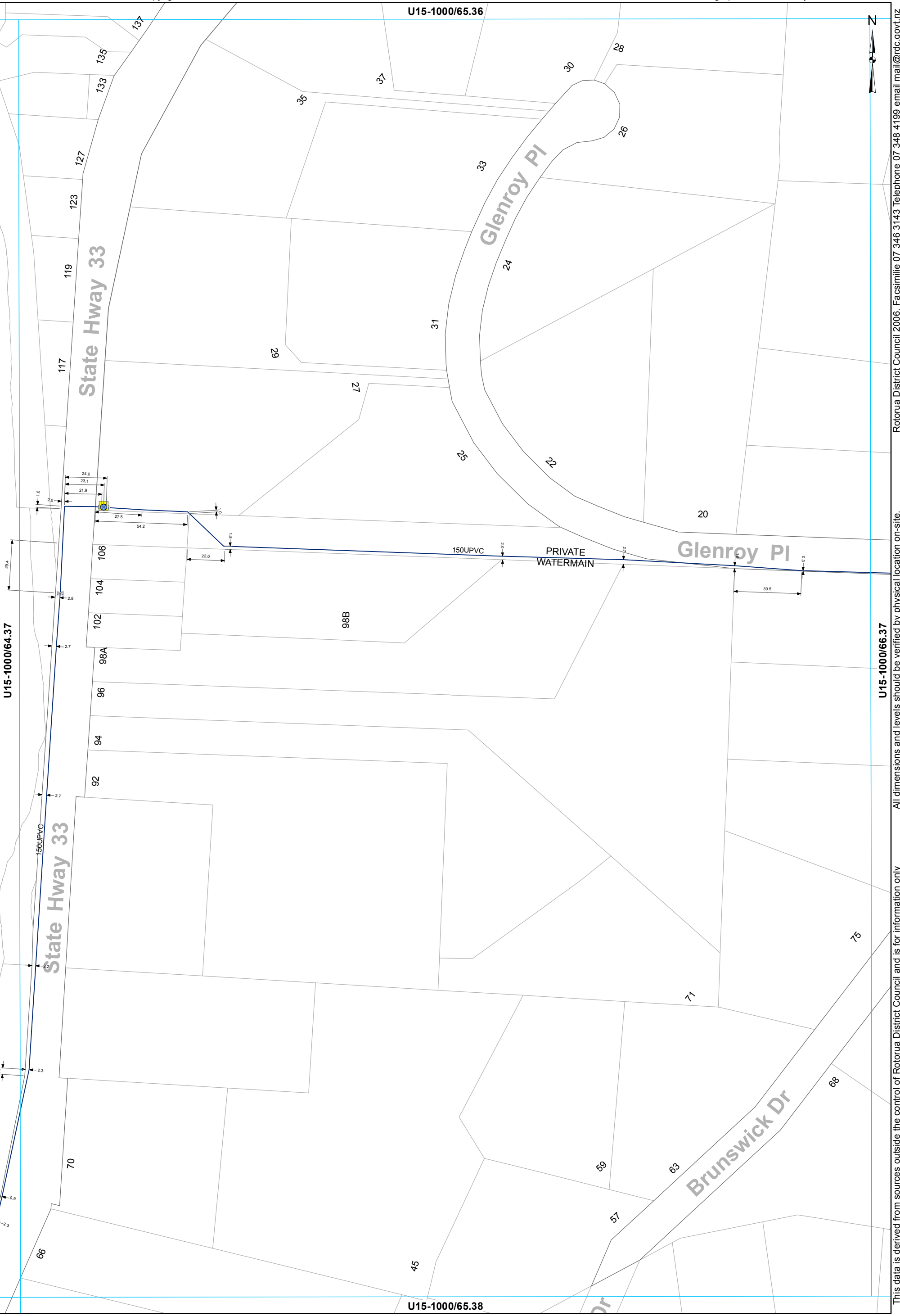
29.4

1.6



This data is derived from sources outside the control of Rotorua District Council and is for information only

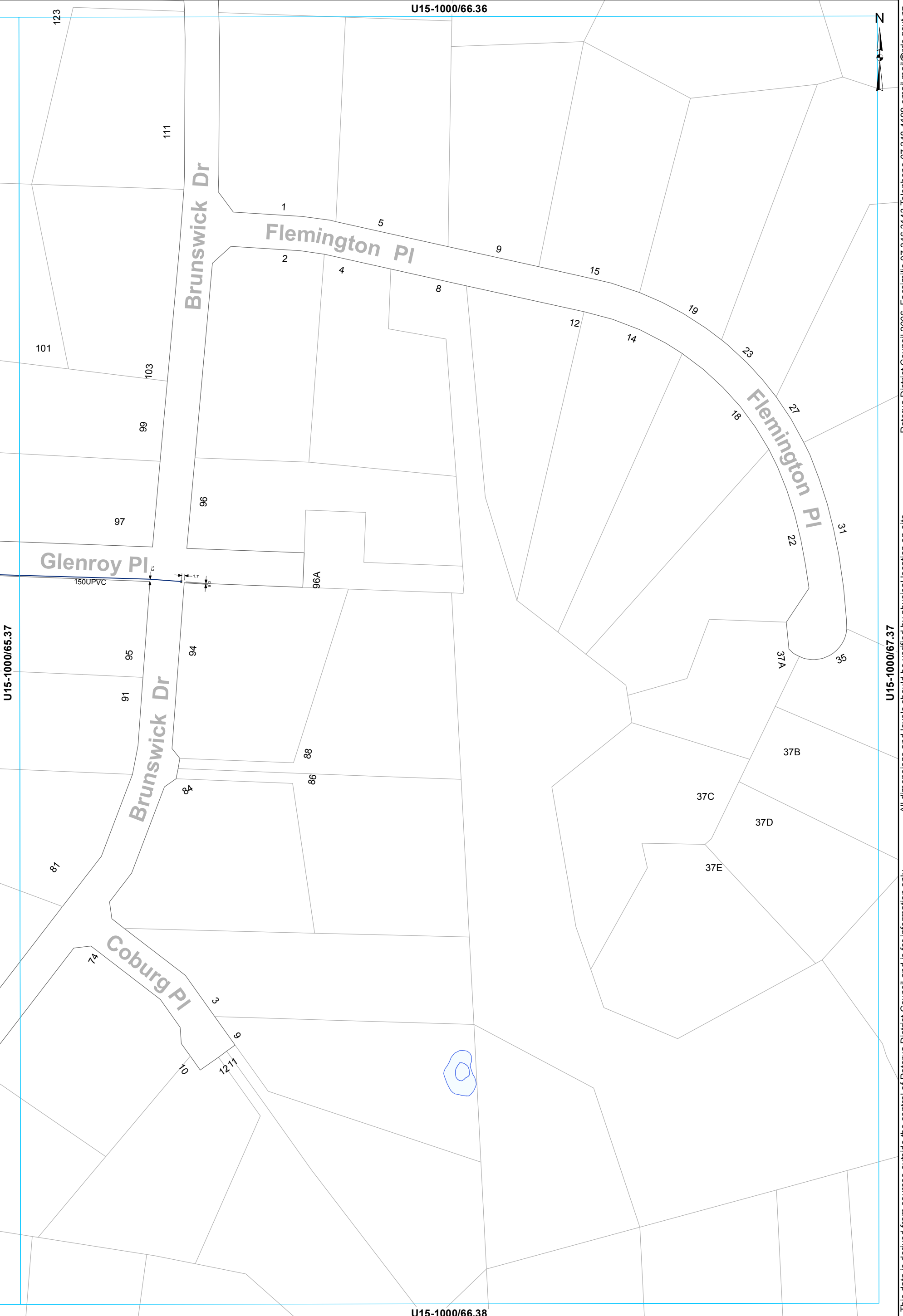
All dimensions and levels should be verified by physical location on-site.  
Rotorua District Council 2006. Facsimile 07 346 3143 Telephone 07 348 4199 email mail@rdc.govt.nz



- ⊗ Valve
- ⊙ Meter Bulk
- Miscellaneous
- Main

**WATER SUPPLY SERVICES**  
**1:2000 @ A3 - (U15-1000/65.37)**

This data is derived from sources outside the control of Rotorua District Council and is for information only. All dimensions and levels should be verified by physical location on-site. Rotorua District Council 2006. Facsimile 07 346 3143 Telephone 07 348 4199 email mail@rdc.govt.nz



This data is derived from sources outside the control of Rotorua District Council and is for information only. All dimensions and levels should be verified by physical location on-site. Rotorua District Council 2006. Facsimile 07 346 3143 Telephone 07 348 4199 email mail@rdcc.govt.nz

 Capped End  
 Main

**WATER SUPPLY SERVICES**  
**1:2000 @ A3 - (U15-1000/66.37)**

U15-1000/64.37

U15-1000/63.38

U15-1000/65.38

U15-1000/64.39

Lake Rotorua

Rangiteaorere Rd

State Hwy 30

State Hwy 33

Mataikotare Rd

Rangiteaorere Rd

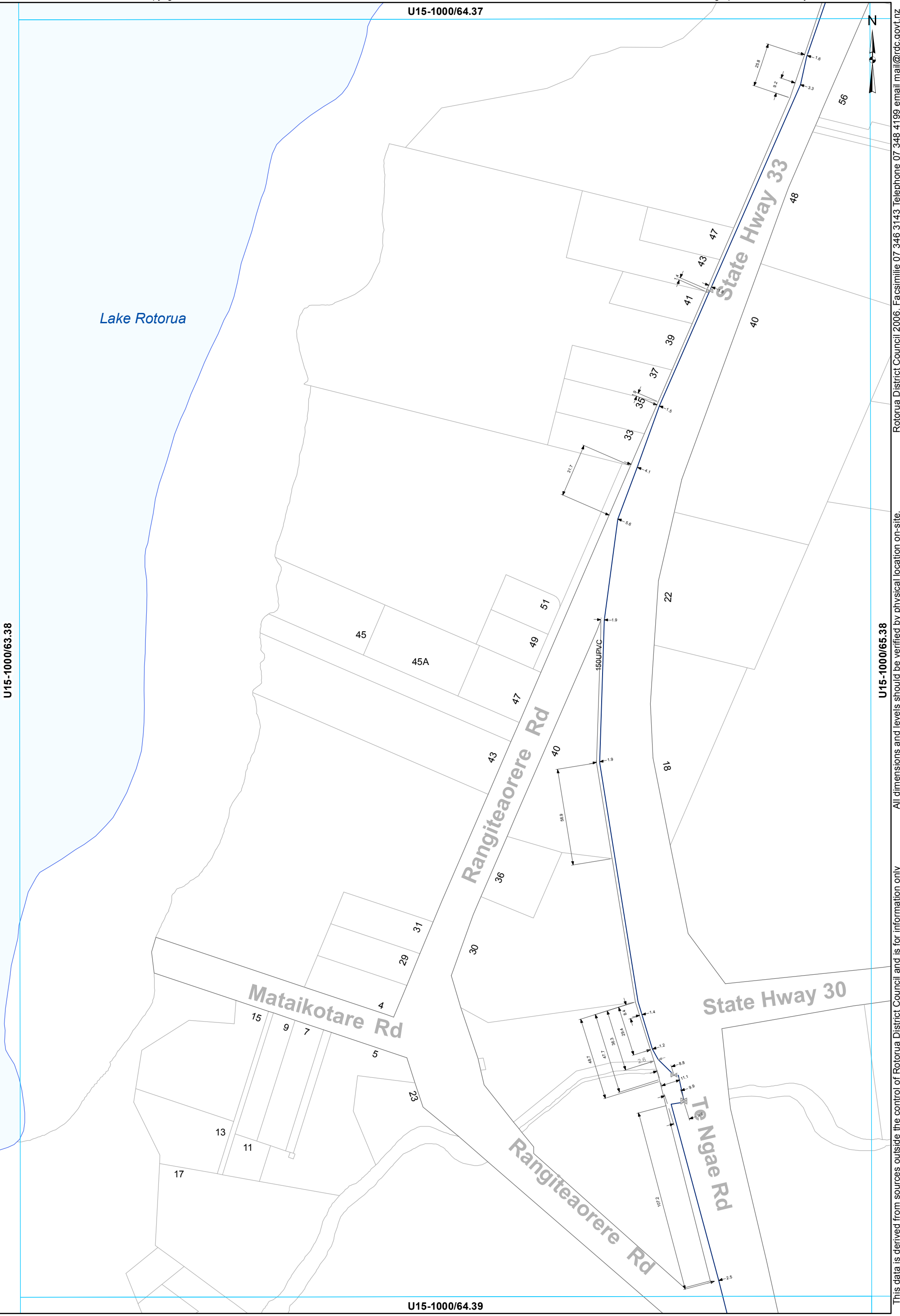
Te Ngae Rd

x Valve  
— Main

WATER SUPPLY SERVICES  
1:2000 @ A3 - (U15-1000/64.38)

This data is derived from sources outside the control of Rotorua District Council and is for information only

Rotorua District Council 2006. Facsimile 07 346 3143 Telephone 07 348 4199 email mail@rdcc.govt.nz



U15-1000/64.38

N

PRIVATE WATERMAIN

Te Ngae Rd

150UPVC

U15-1000/63.39

U15-1000/65.39

1135C

1135B

Lake Rotorua

U15-1000/64.40

— Main

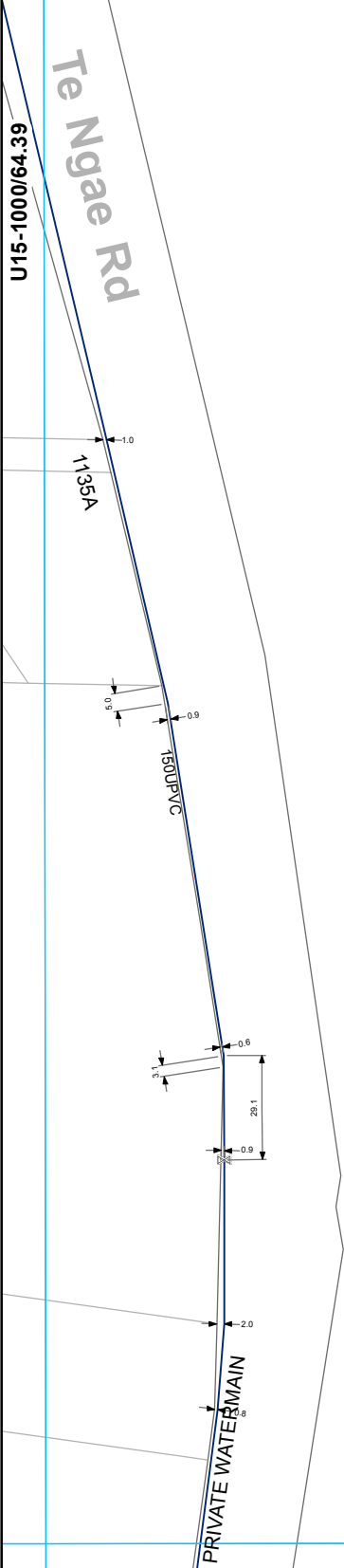
**WATER SUPPLY SERVICES**  
**1:2000 @ A3 - (U15-1000/64.39)**

All dimensions and levels should be verified by physical location on-site.

This data is derived from sources outside the control of Rotorua District Council and is for information only

Rotorua District Council 2006. Facsimile 07 346 3143 Telephone 07 348 4199 email mail@rdc.govt.nz



U15-1000/65.38



U15-1000/66.39

This data is derived from sources outside the control of Rotorua District Council and is for information only. All dimensions and levels should be verified by physical location on-site.

Rotorua District Council 2006. Facsimile 07 346 3143 Telephone 07 348 4199 email mail@rdc.govt.nz

 Valve  
 Main

**WATER SUPPLY SERVICES**  
1:2000 @ A3 - (U15-1000/65.39)







U15-1000/65.39



1102

Te Ngae Rd

150UPVC

1.8

U15-1000/64.40

U15-1000/66.40

57

U16-1000/65.01

41

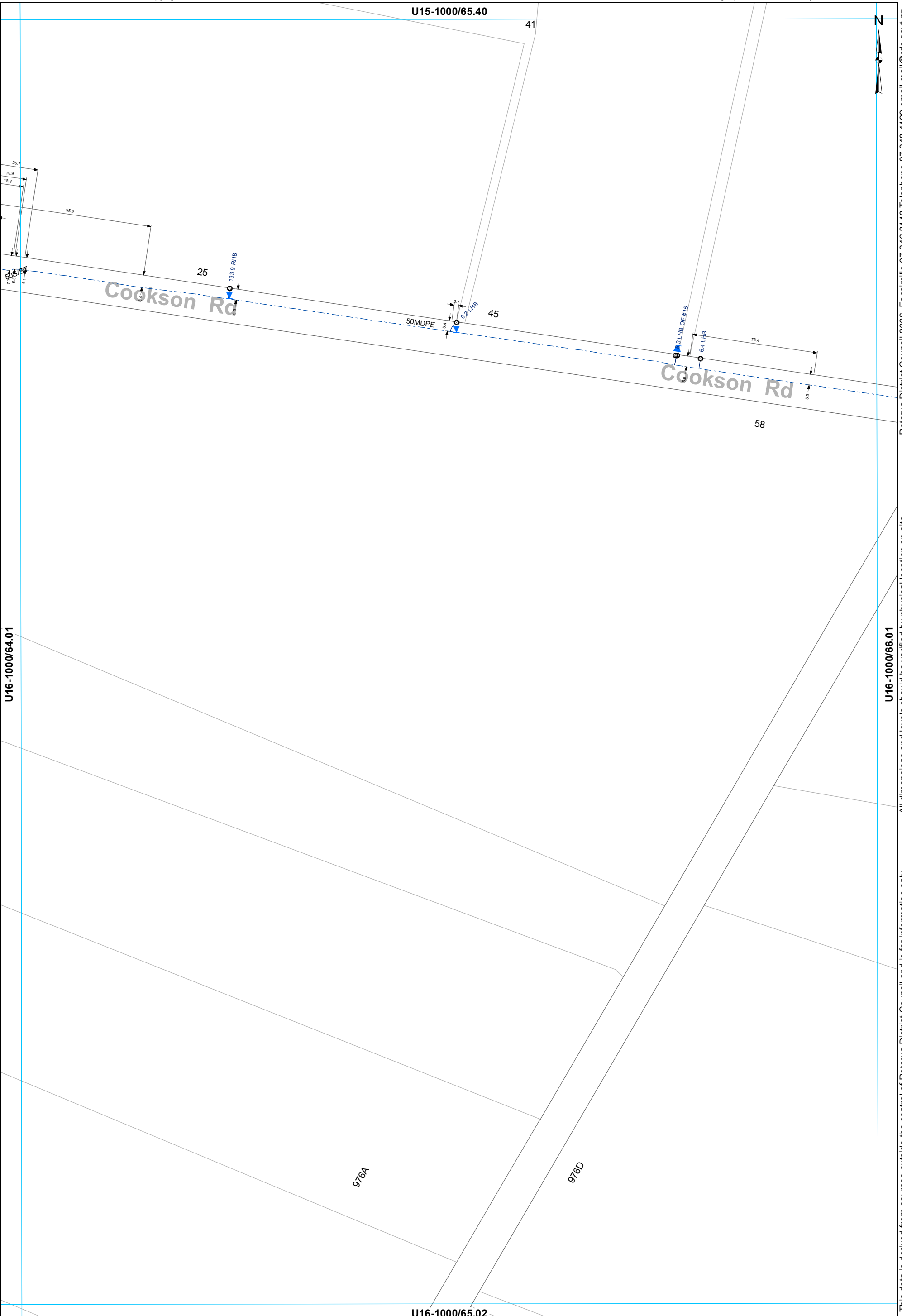
x Valve  
— Main

**WATER SUPPLY SERVICES**  
**1:2000 @ A3 - (U15-1000/65.40)**

This data is derived from sources outside the control of Rotorua District Council and is for information only

Rotorua District Council 2006. Facsimile 07 346 3143 Telephone 07 348 4199 email mail@rdcc.govt.nz





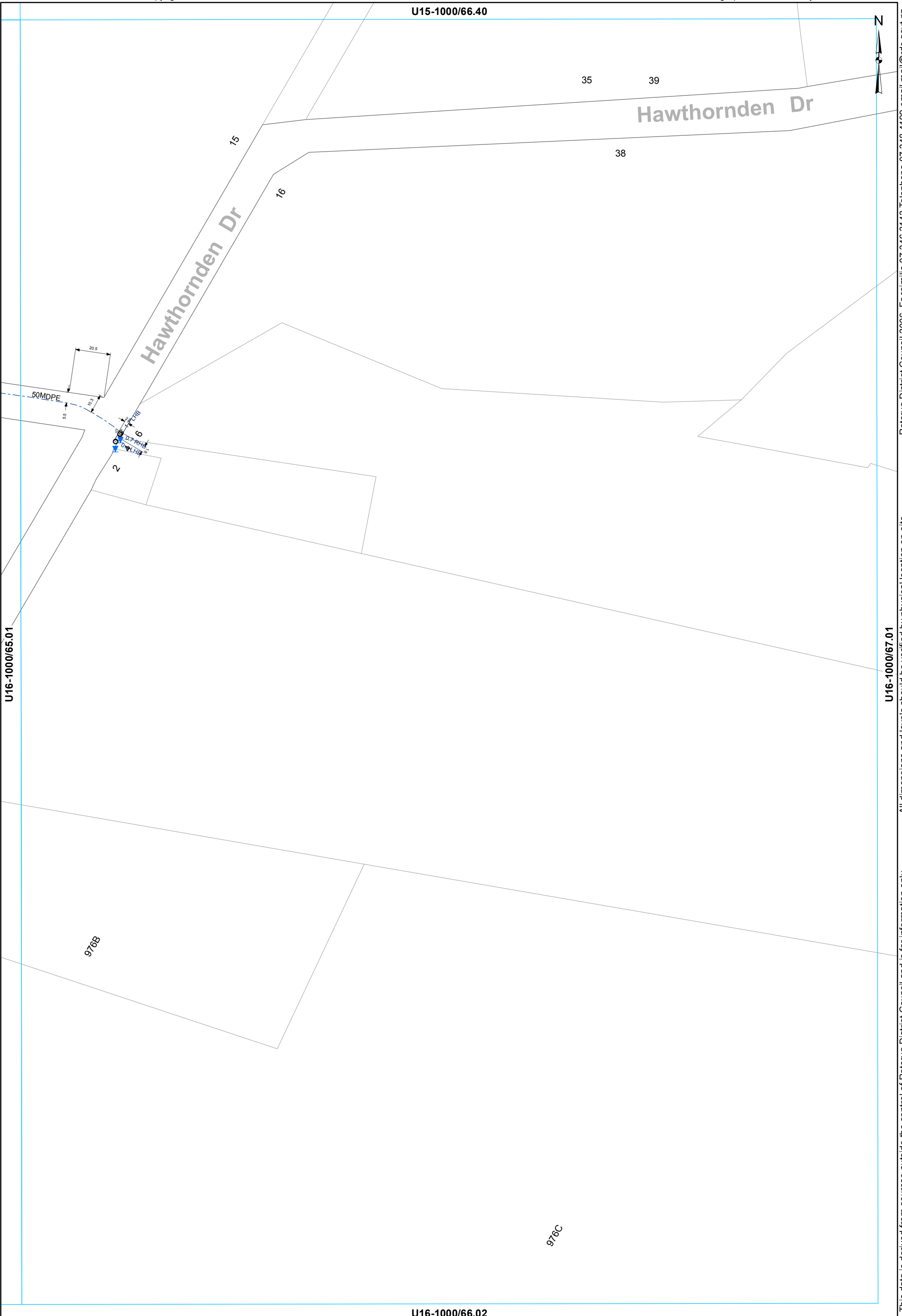
Rotorua District Council 2006. Facsimile 07 346 3143 Telephone 07 348 4199 email mail@rdcc.govt.nz

All dimensions and levels should be verified by physical location on-site.

This data is derived from sources outside the control of Rotorua District Council and is for information only

- ⊗ Valve    ⊙ Meter Consumer    — WServiceLine
- Toby      — Rider main

**WATER SUPPLY SERVICES**  
**1:2000 @ A3 - (U16-1000/65.01)**




This data is derived from sources outside the control of Rotorua District Council and is for information only. Rotorua District Council 2006. Facsimile 07 346 3143 Telephone 07 348 4199 email mail@rdc.govt.nz

- ⊗ Valve
- ⊙ Meter Consumer
- WSServiceLine
- Toby
- - - Rider main

**WATER SUPPLY SERVICES**  
**1:2000 @ A3 - (U16-1000/66.01)**



U16-1000/64.01



- Toby    ⊙ Meter Consumer    — WSServiceLine
- Main
- - - Rider main

**WATER SUPPLY SERVICES**  
**1:2000 @ A3 - (U16-1000/64.02)**

This data is derived from sources outside the control of Rotorua District Council and is for information only

Rotorua District Council 2006. Facsimile 07 346 3143 Telephone 07 348 4199 email mail@rdcc.govt.nz

U16-1000/61.02



Lake Rotorua

U16-1000/60.03

U16-1000/62.03

U16-1000/61.04

- ⊗ Valve
- Hydrant
- ⊙ Meter Consumer
- WSServiceLine
- Toby
- ⌒ Capped End
- Main
- - - Rider main

**WATER SUPPLY SERVICES**  
**1:2000 @ A3 - (U16-1000/61.03)**

This data is derived from sources outside the control of Rotorua District Council and is for information only

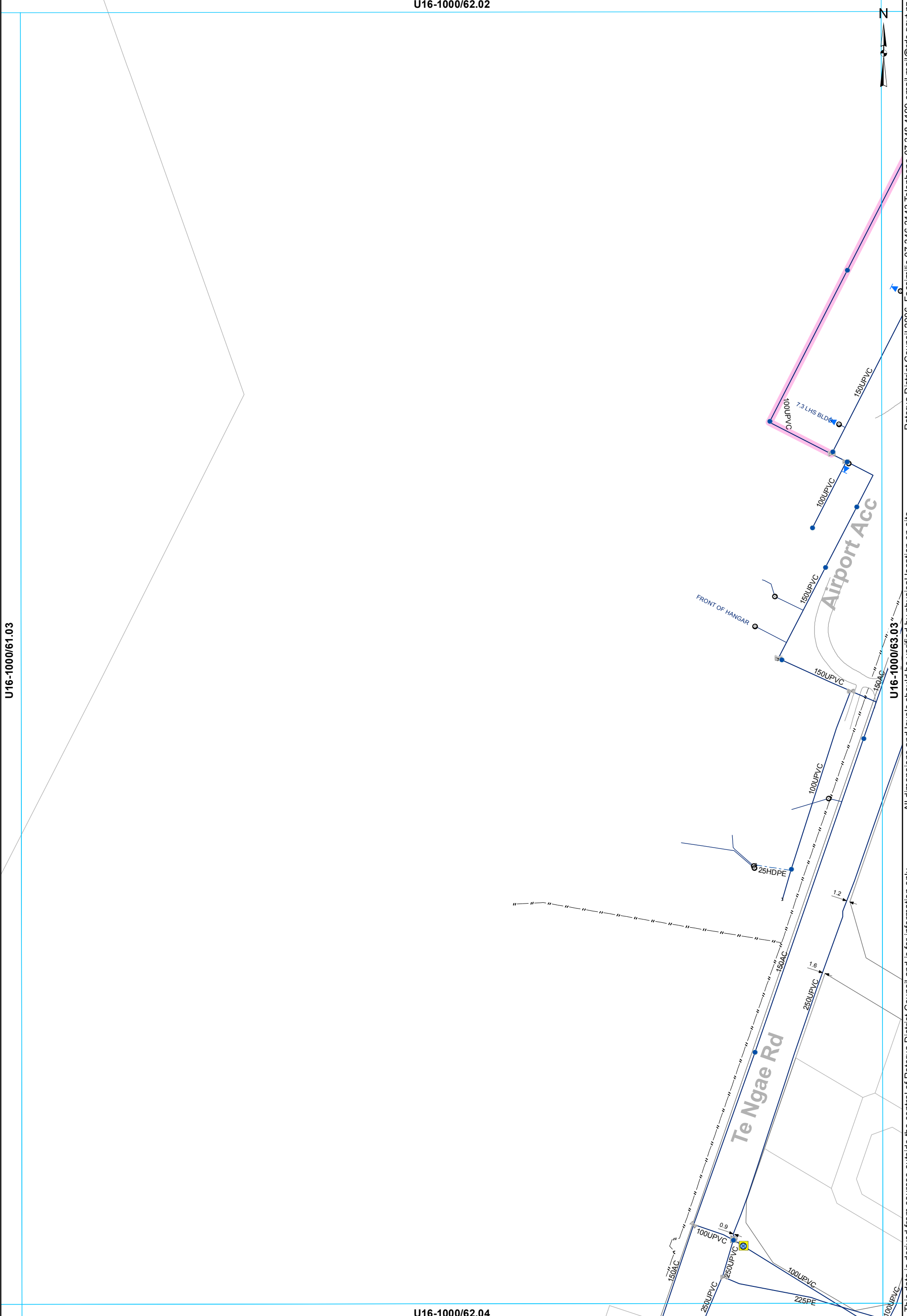
Rotorua District Council 2006. Facsimile 07 346 3143 Telephone 07 348 4199 email mail@rdc.govt.nz



U16-1000/62.02

U16-1000/61.03

Rotorua District Council 2006. Facsimile 07 346 3143 Telephone 07 348 4199 email mail@rdc.govt.nz



All dimensions and levels should be verified by physical location on-site.

This data is derived from sources outside the control of Rotorua District Council and is for information only

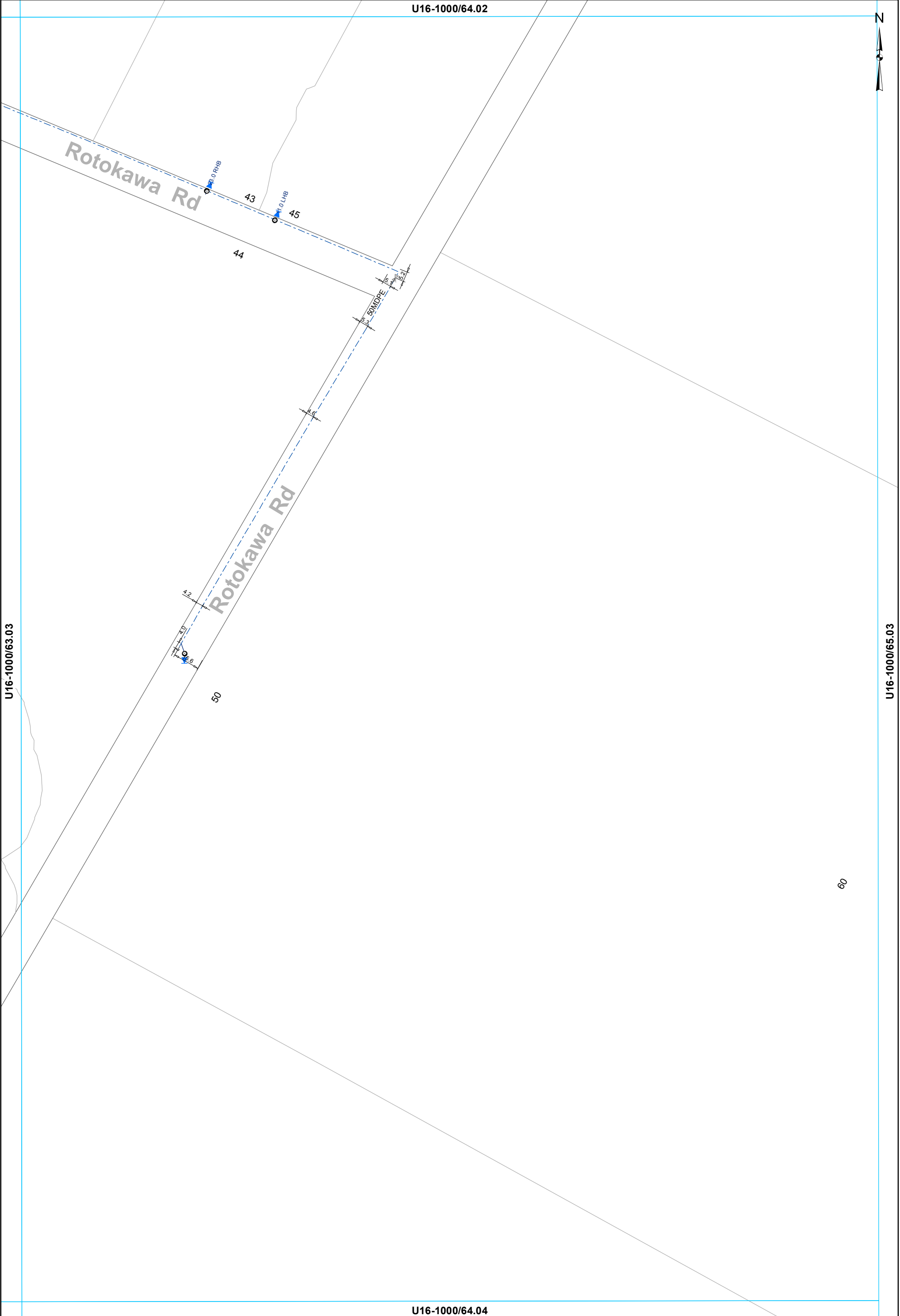
U16-1000/62.04

- ⊗ Valve
- Hydrant
- ⊙ Meter Bulk
- Miscellaneous
- WSServiceLine
- Toby
- ⊙ Meter Consumer
- Main
- Rider main
- ⌏ Capped End

**WATER SUPPLY SERVICES**  
**1:2000 @ A3 - (U16-1000/62.03)**



U16-1000/64.02



U16-1000/63.03

U16-1000/65.03

U16-1000/64.04

60

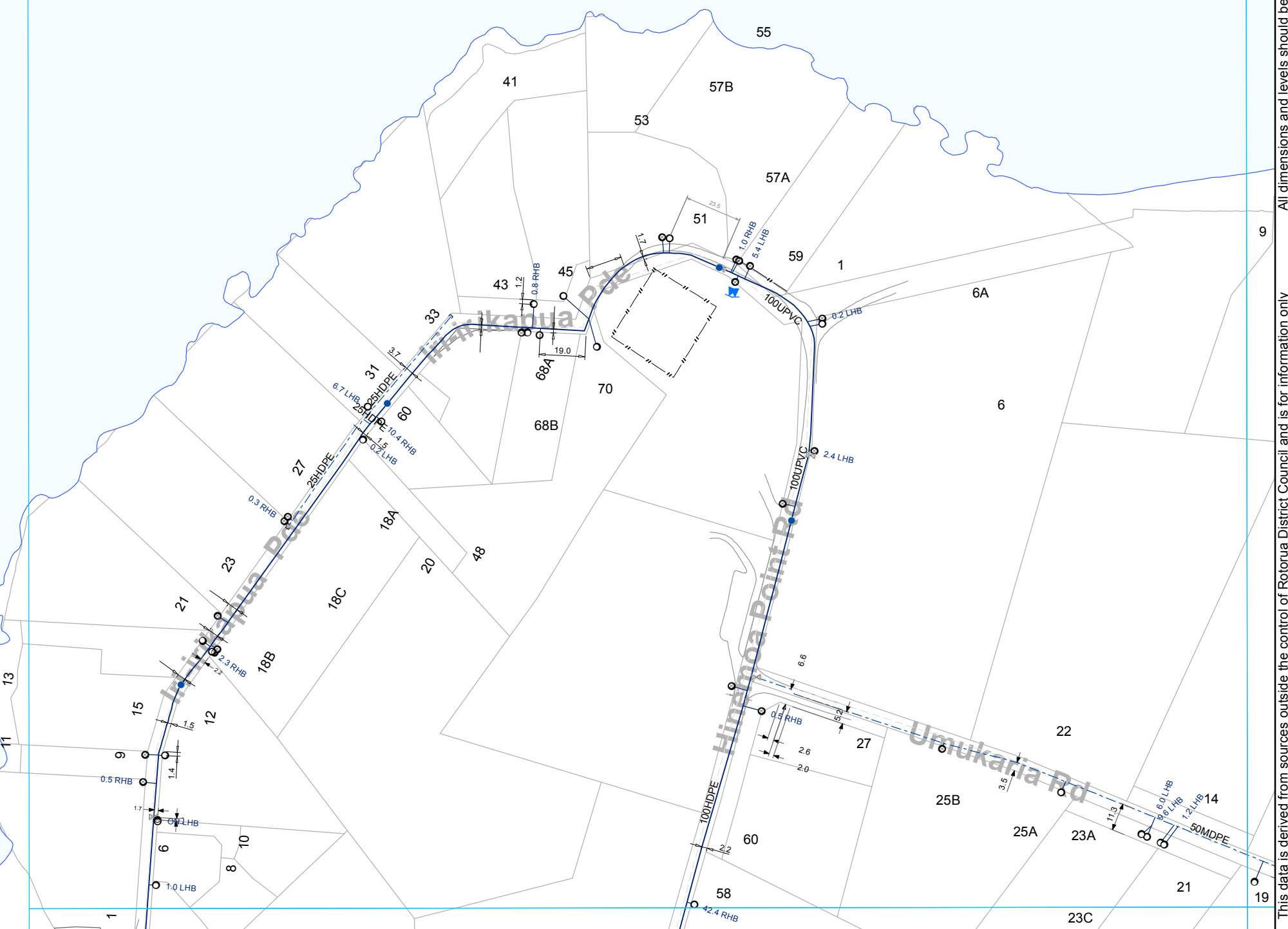
- ⊗ Valve
- Meter Consumer
- WSServiceLine
- ◻ Topy
- ◻ Capped End
- - - Rider main

**WATER SUPPLY SERVICES**  
**1:2000 @ A3 - (U16-1000/64.03)**

This data is derived from sources outside the control of Rotorua District Council and is for information only

Rotorua District Council 2006. Facsimile 07 346 3143 Telephone 07 348 4199 email mail@rdcc.govt.nz

Lake Rotorua



- ⊗ Valve
- Hydrant
- ⊙ Meter Consumer
- WSServiceLine
- Toby
- ⊔ Capped End
- Main
- - - Rider main

**WATER SUPPLY SERVICES**  
**1:2000 @ A3 - (U16-1000/58.04)**

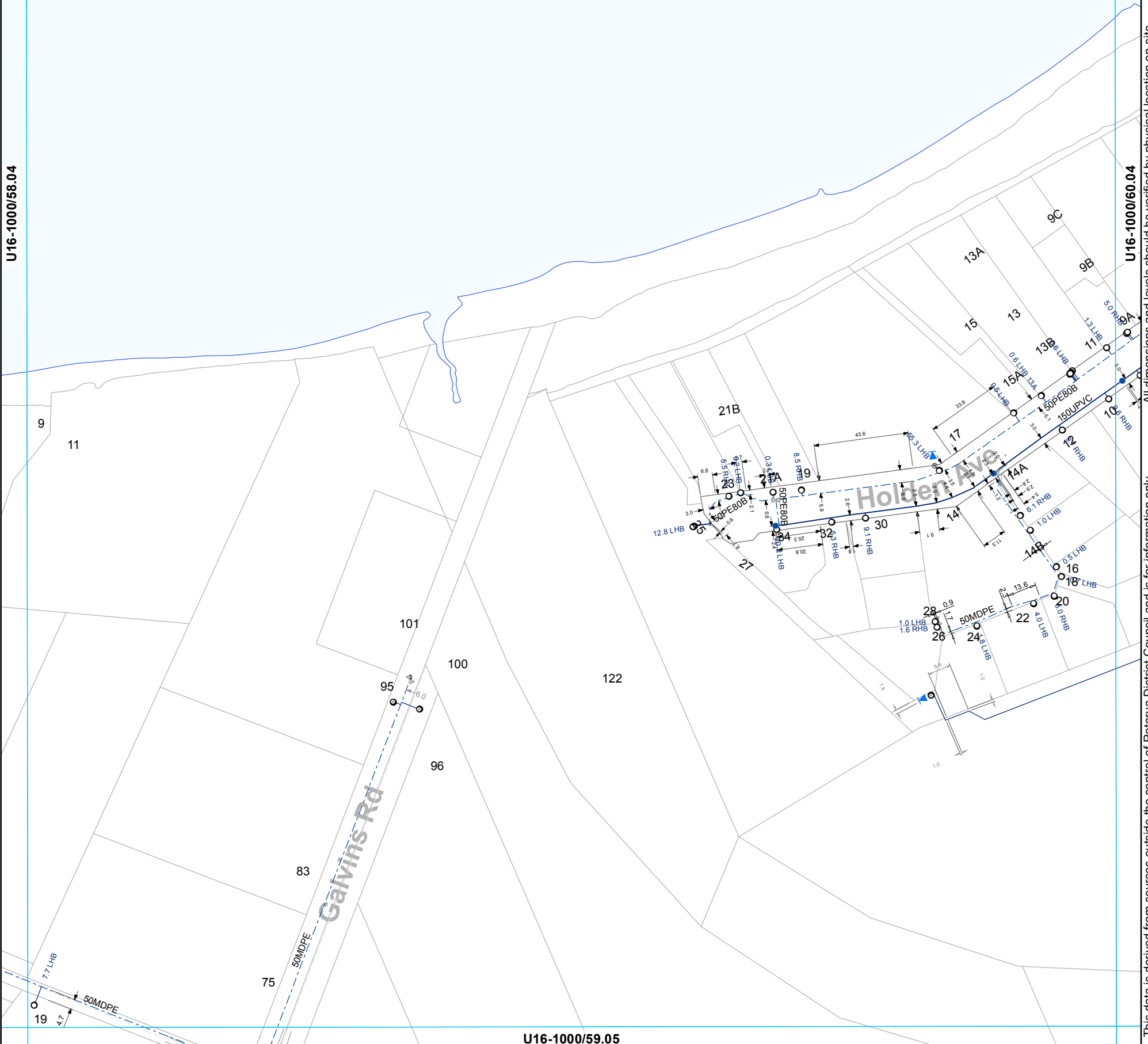
U16-1000/59.03



Lake Rotorua

U16-1000/58.04

U16-1000/60.04



This data is derived from sources outside the control of Rotorua District Council and is for information only. All dimensions and levels should be verified by physical location on-site.

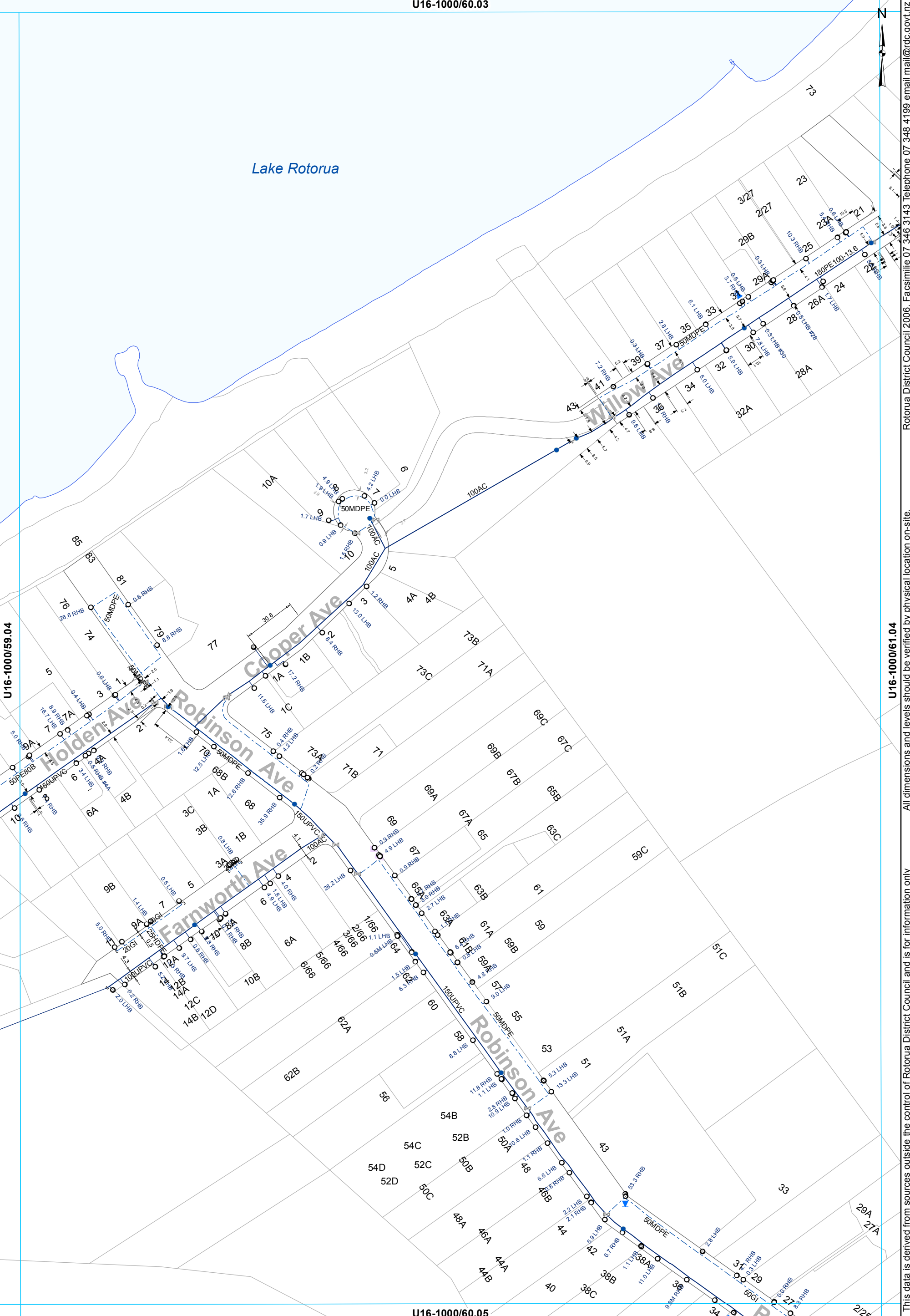
Rotorua District Council 2006. Facsimile 07 346 3143 Telephone 07 348 4199 email mail@rdc.govt.nz

- ⊗ Valve
- Hydrant
- ⊙ Meter Consumer
- WServiceLine
- Toby
- ⊘ Capped End
- Main
- - - Rider main

**WATER SUPPLY SERVICES**  
**1:2000 @ A3 - (U16-1000/59.04)**



U16-1000/60.03

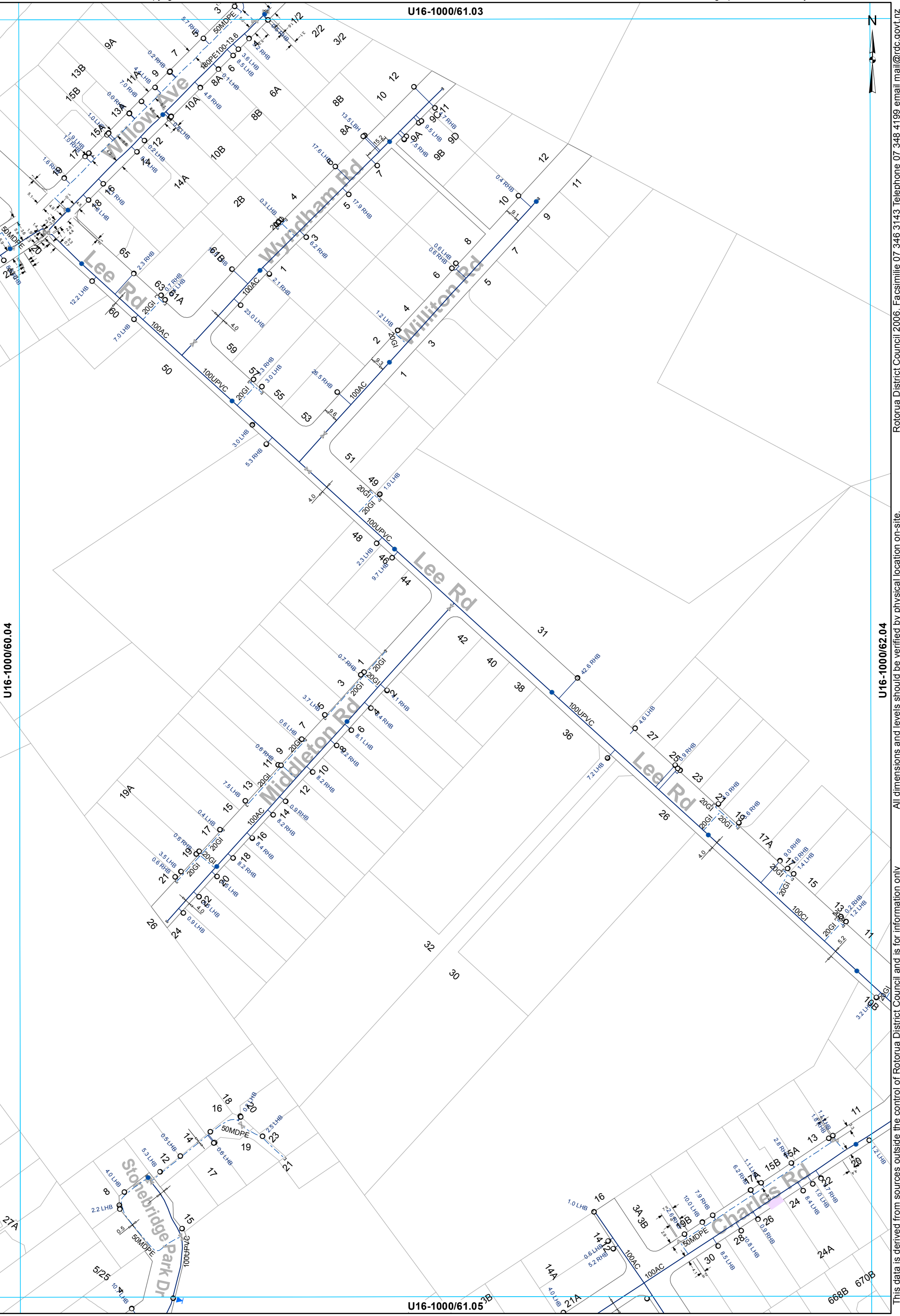


U16-1000/61.03

U16-1000/60.04

U16-1000/62.04

U16-1000/61.05



- ⊗ Valve
- Hydrant
- ⊙ Meter Consumer
- Toby
- ⊔ Capped End
- WSServiceLine
- Main
- - - Rider main

**WATER SUPPLY SERVICES**  
**1:2000 @ A3 - (U16-1000/61.04)**

This data is derived from sources outside the control of Rotorua District Council and is for information only.

Rotorua District Council 2006. Facsimile 07 346 3143 Telephone 07 348 4199 email mail@rdcc.govt.nz



U16-1000/62.03

U16-1000/61.04

U16-1000/63.04



U16-1000/62.05

- ⊗ Valve
- Hydrant
- ⊙ Meter Bulk
- ⬜ Miscellaneous
- WServiceLine
- Toby
- ⊙ Meter Consumer
- Main
- ⊗ Closed Valve
- ⊔ Capped End
- - - Rider main

**WATER SUPPLY SERVICES**  
**1:2000 @ A3 - (U16-1000/62.04)**

This data is derived from sources outside the control of Rotorua District Council and is for information only. All dimensions and levels should be verified by physical location on-site.

Rotorua District Council 2006. Facsimile 07 346 3143 Telephone 07 348 4199 email mail@rdc.govt.nz

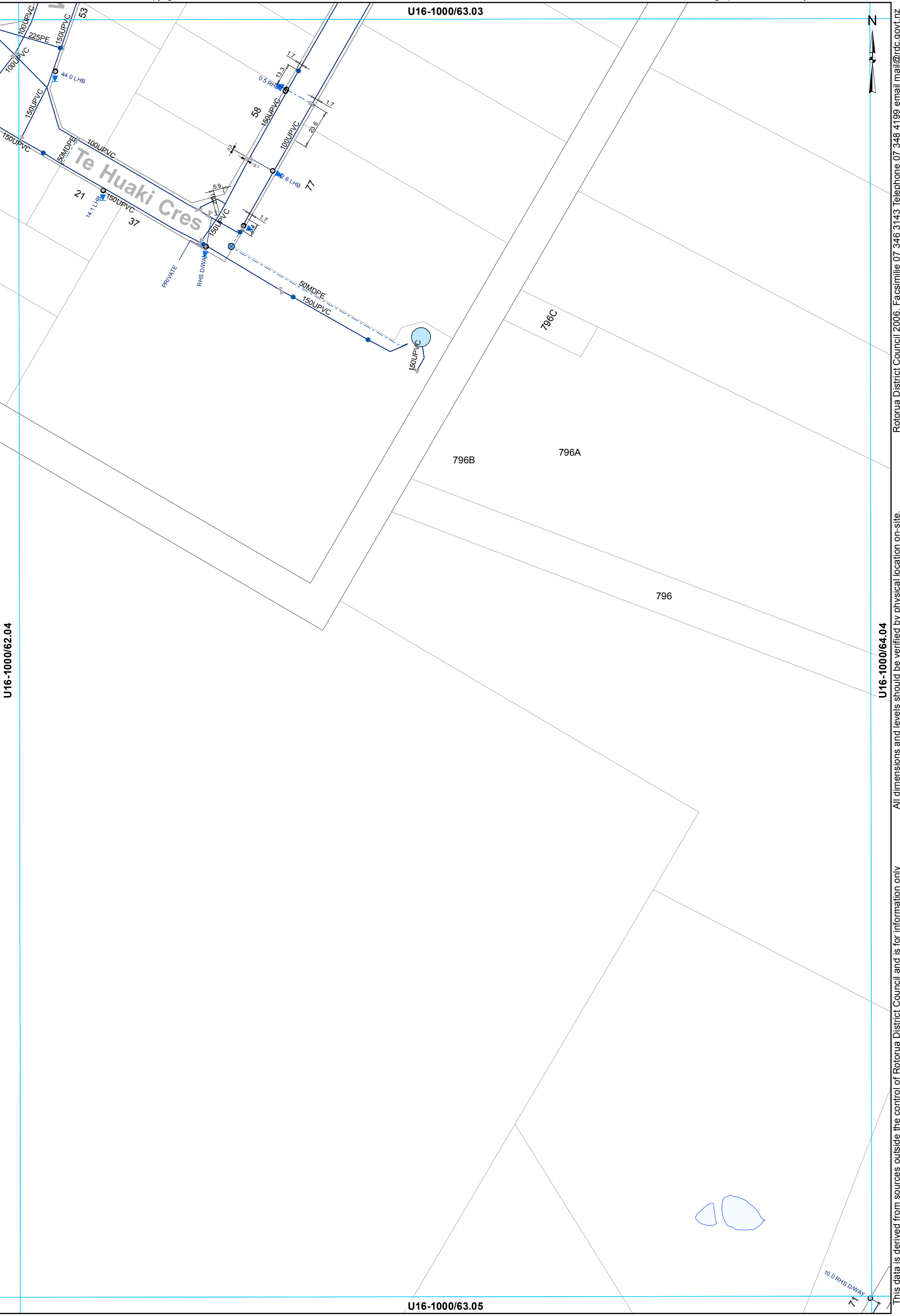
U16-1000/63.03

U16-1000/62.04

U16-1000/64.04

U16-1000/63.05

Te Huaki Cres



- ⊗ Valve
- Hydrant
- ⊗ Meter Bulk
- WSServiceLine
- Toby
- ⊙ Meter Consumer
- Main
- ⊔ Capped End
- - - Rider main

**WATER SUPPLY SERVICES**  
**1:2000 @ A3 - (U16-1000/63.04)**

This data is derived from sources outside the control of Rotorua District Council and is for information only. All dimensions and levels should be verified by physical location on-site. Rotorua District Council 2006. Facsimile 07 346 3143 Telephone 07 348 4199 email mail@rdcc.govt.nz

U16-1000/64.03



U16-1000/63.04

U16-1000/65.04

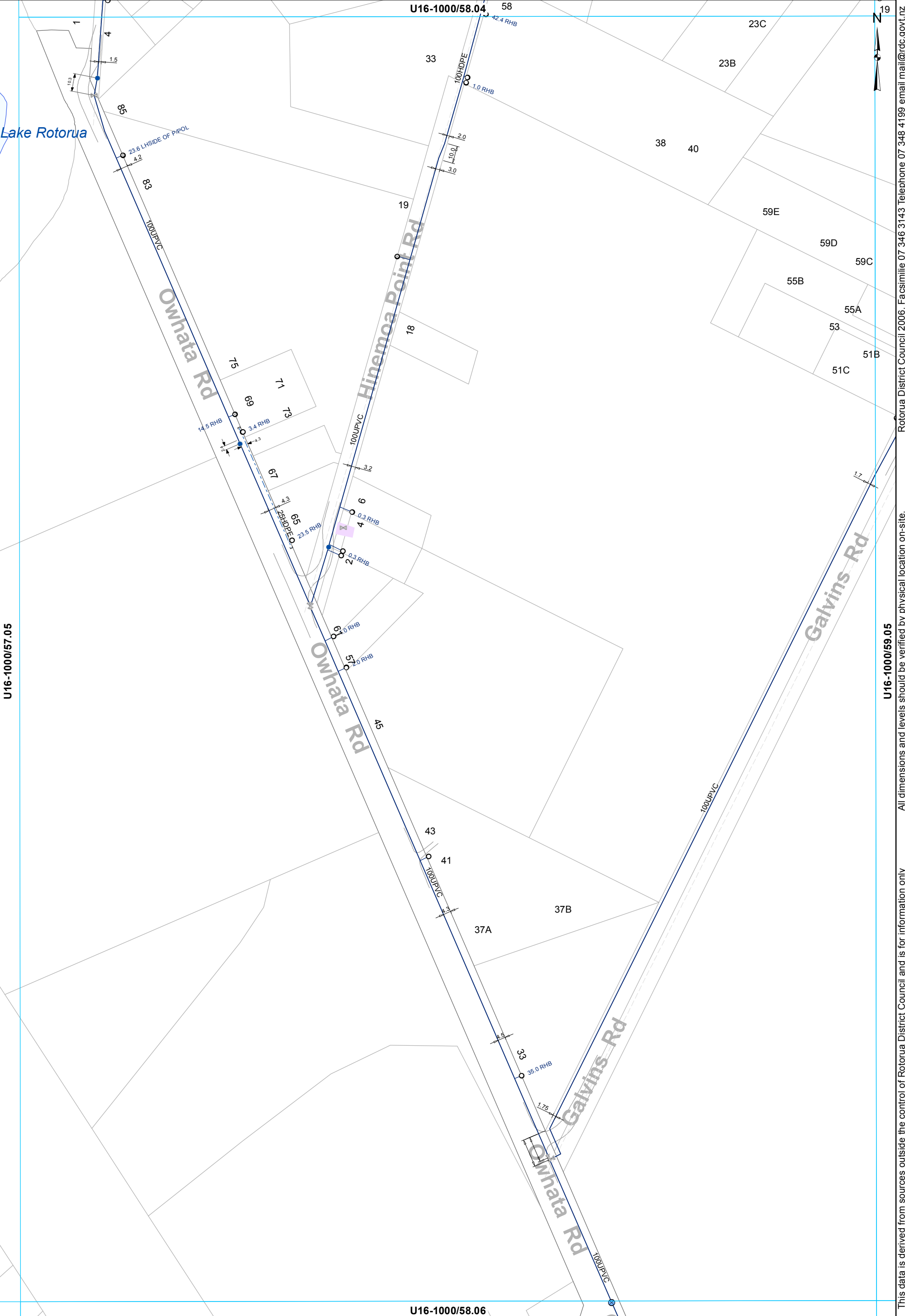
U16-1000/64.05

This data is derived from sources outside the control of Rotorua District Council and is for information only. All dimensions and levels should be verified by physical location on-site.

Rotorua District Council 2006. Facsimile 07 346 3143 Telephone 07 348 4199 email mail@rdc.govt.nz

- Toby
- ⊙ Meter Consumer
- ⌊ Capped End
- WSServiceLine
- Main

**WATER SUPPLY SERVICES**  
**1:2000 @ A3 - (U16-1000/64.04)**



- ⊗ Valve
- Hydrant
- ⊙ Meter Bulk
- ⊙ Meter Consumer
- ⊖ Capped End
- WSServiceLine
- Main
- - - Rider main

**WATER SUPPLY SERVICES**  
**1:2000 @ A3 - (U16-1000/58.05)**

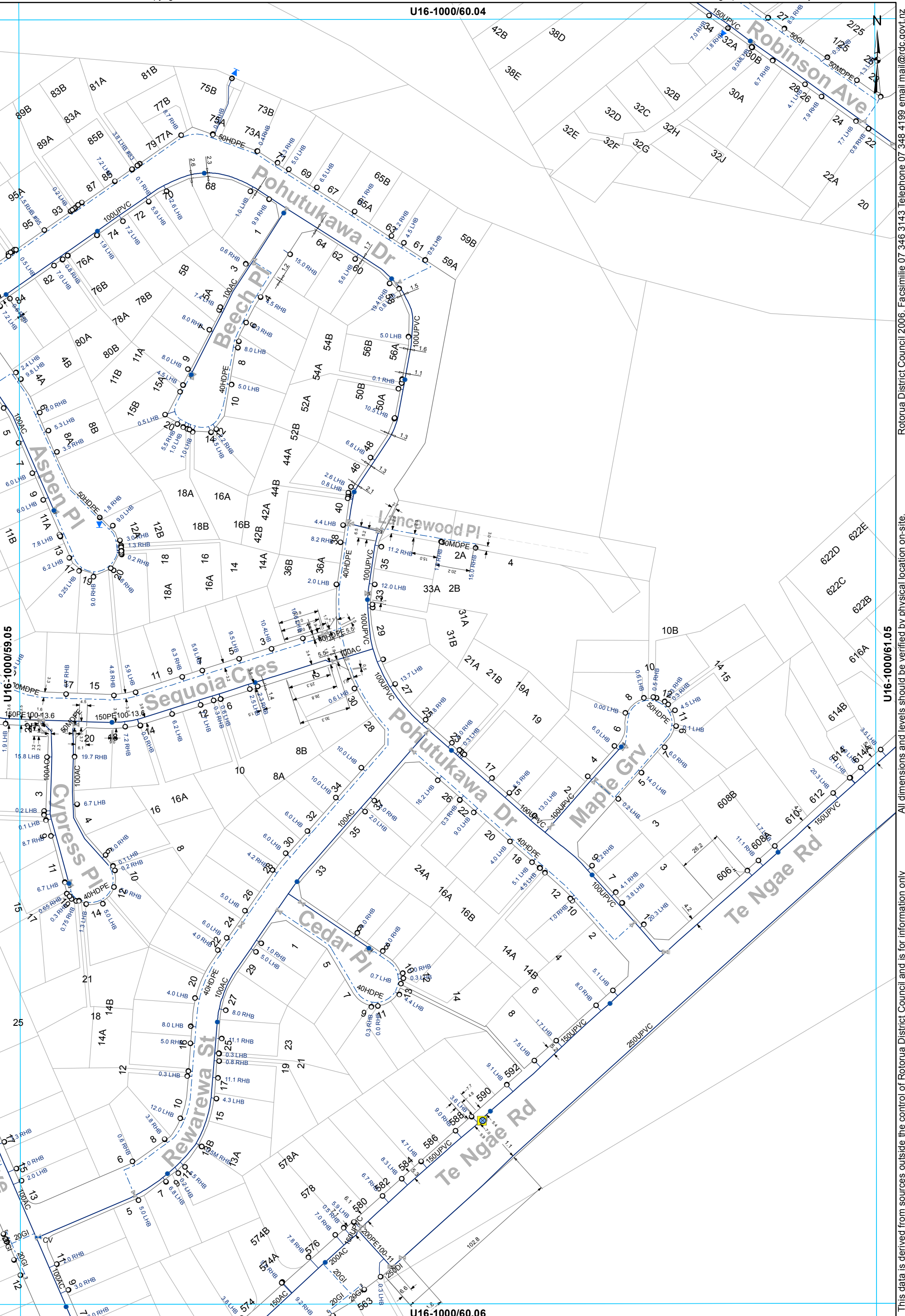
This data is derived from sources outside the control of Rotorua District Council and is for information only

Rotorua District Council 2006. Facsimile 07 346 3143 Telephone 07 348 4199 email mail@rdc.govt.nz





U16-1000/60.04



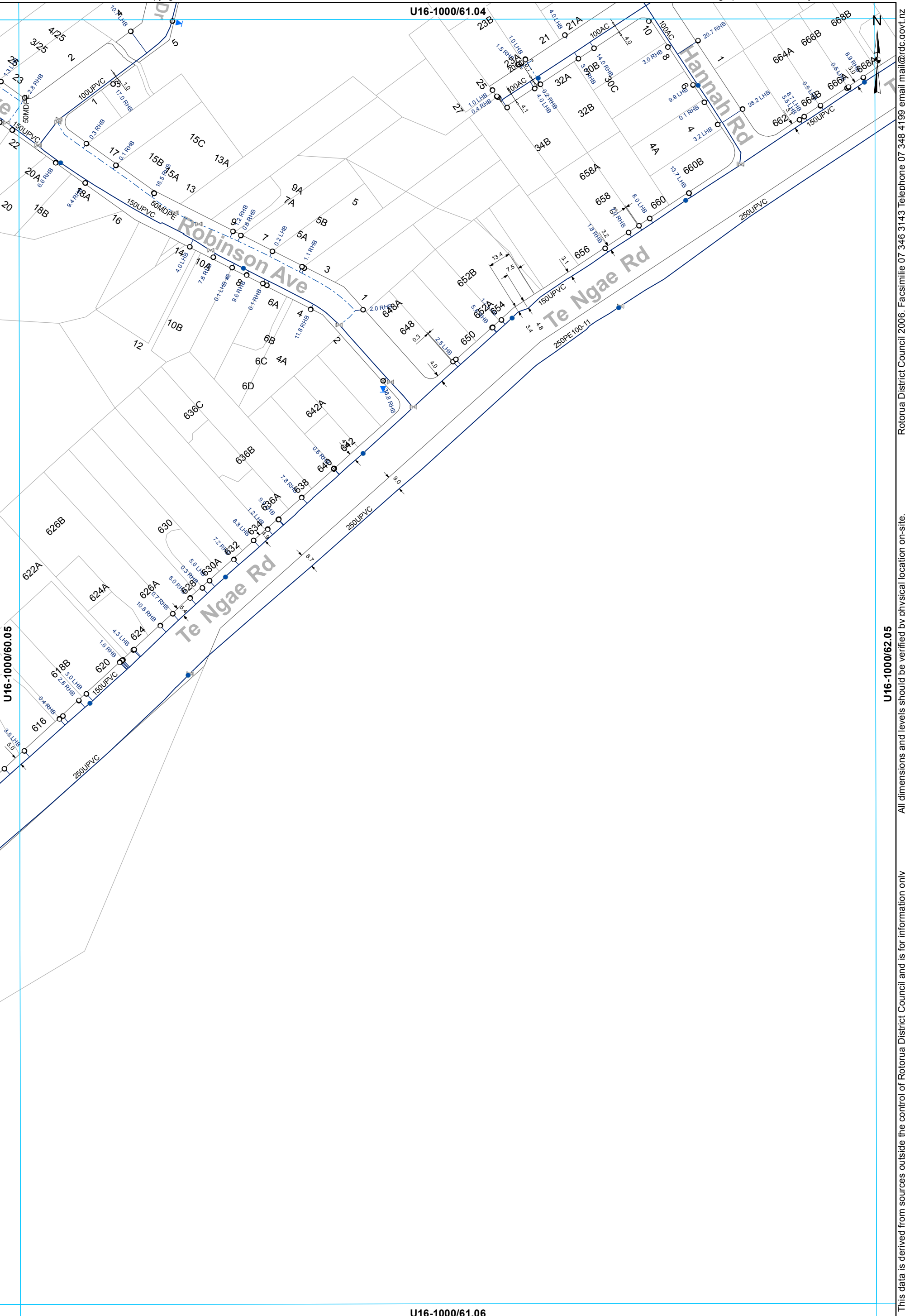
Rotorua District Council 2006. Facsimile 07 346 3143 Telephone 07 348 4199 email mail@rdc.govt.nz

All dimensions and levels should be verified by physical location on-site.

This data is derived from sources outside the control of Rotorua District Council and is for information only

- ⊗ Valve
- Hydrant
- ⊗ Meter Bulk
- Miscellaneous
- WSServiceLine
- Toby
- ⊗ Meter Consumer
- Main
- ⊗ Closed Valve
- Rider main

**WATER SUPPLY SERVICES**  
**1:2000 @ A3 - (U16-1000/60.05)**



U16-1000/61.04

U16-1000/61.06

U16-1000/60.05

U16-1000/62.05

- ⊗ Valve
- Hydrant
- ⊙ Meter Consumer
- WSServiceLine
- Toby
- ⌒ Capped End
- Main
- - - Rider main

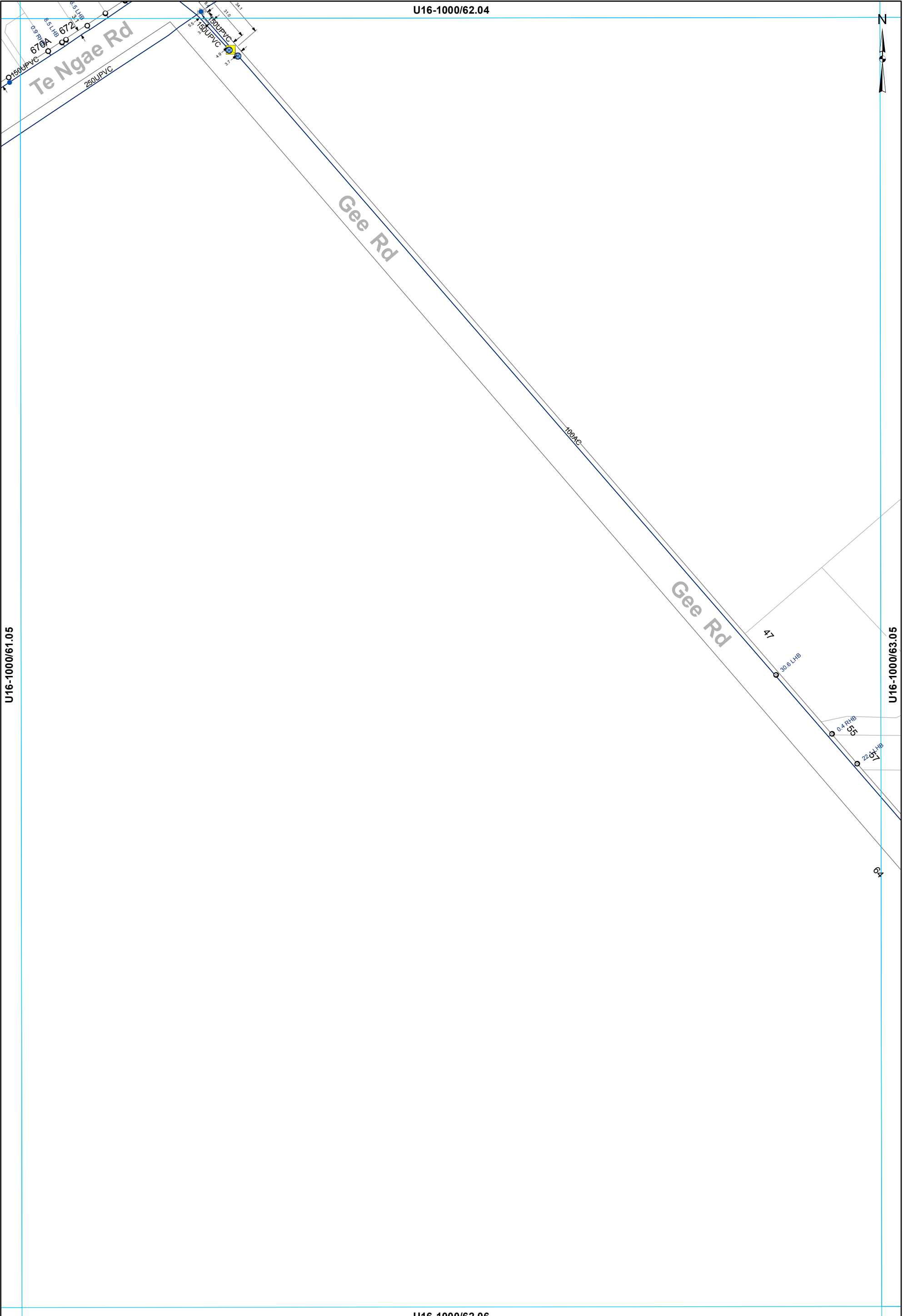
**WATER SUPPLY SERVICES**  
**1:2000 @ A3 - (U16-1000/61.05)**

This data is derived from sources outside the control of Rotorua District Council and is for information only

Rotorua District Council 2006. Facsimile 07 346 3143 Telephone 07 348 4199 email mail@rdc.govt.nz



U16-1000/62.04



This data is derived from sources outside the control of Rotorua District Council and is for information only. Rotorua District Council 2006. Facsimile 07 346 3143 Telephone 07 348 4199 email mail@rdcc.govt.nz

- ⊗ Valve
- Hydrant
- ⊙ Meter Bulk
- ⊙ Meter Consumer
- ⊖ Capped End
- Miscellaneous
- WSServiceLine
- Main

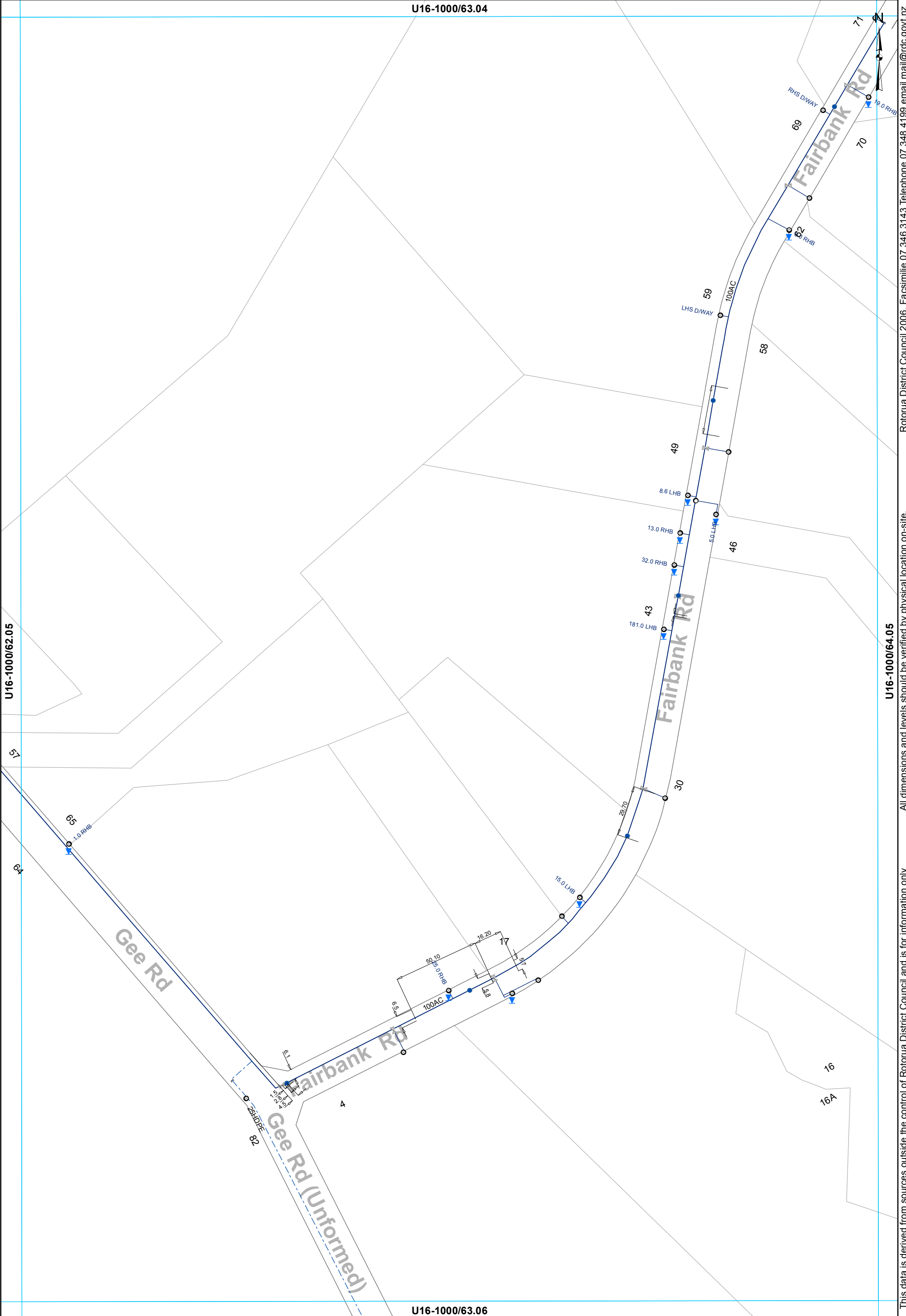
**WATER SUPPLY SERVICES**  
**1:2000 @ A3 - (U16-1000/62.05)**

U16-1000/63.04

U16-1000/62.05

U16-1000/64.05


U16-1000/63.06



This data is derived from sources outside the control of Rotorua District Council and is for information only. All dimensions and levels should be verified by physical location on-site. Rotorua District Council 2006. Facsimile 07 346 3143 Telephone 07 348 4199 email mail@rdcc.govt.nz

- ⊗ Valve
- Hydrant
- ⊙ Meter Consumer
- WSServiceLine
- Toby
- ⊔ Capped End
- Main
- - - Rider main

**WATER SUPPLY SERVICES**  
**1:2000 @ A3 - (U16-1000/63.05)**



This data is derived from sources outside the control of Rotorua District Council and is for information only. Rotorua District Council 2006. Facsimile 07 346 3143 Telephone 07 348 4199 email mail@rdcc.govt.nz

- Toby
- Meter Consumer
- Capped End
- WSServiceLine
- Main

**WATER SUPPLY SERVICES**  
**1:2000 @ A3 - (U16-1000/64.05)**

U16-1000/56.05



Lake Rotorua

U16-1000/55.06

U16-1000/57.06

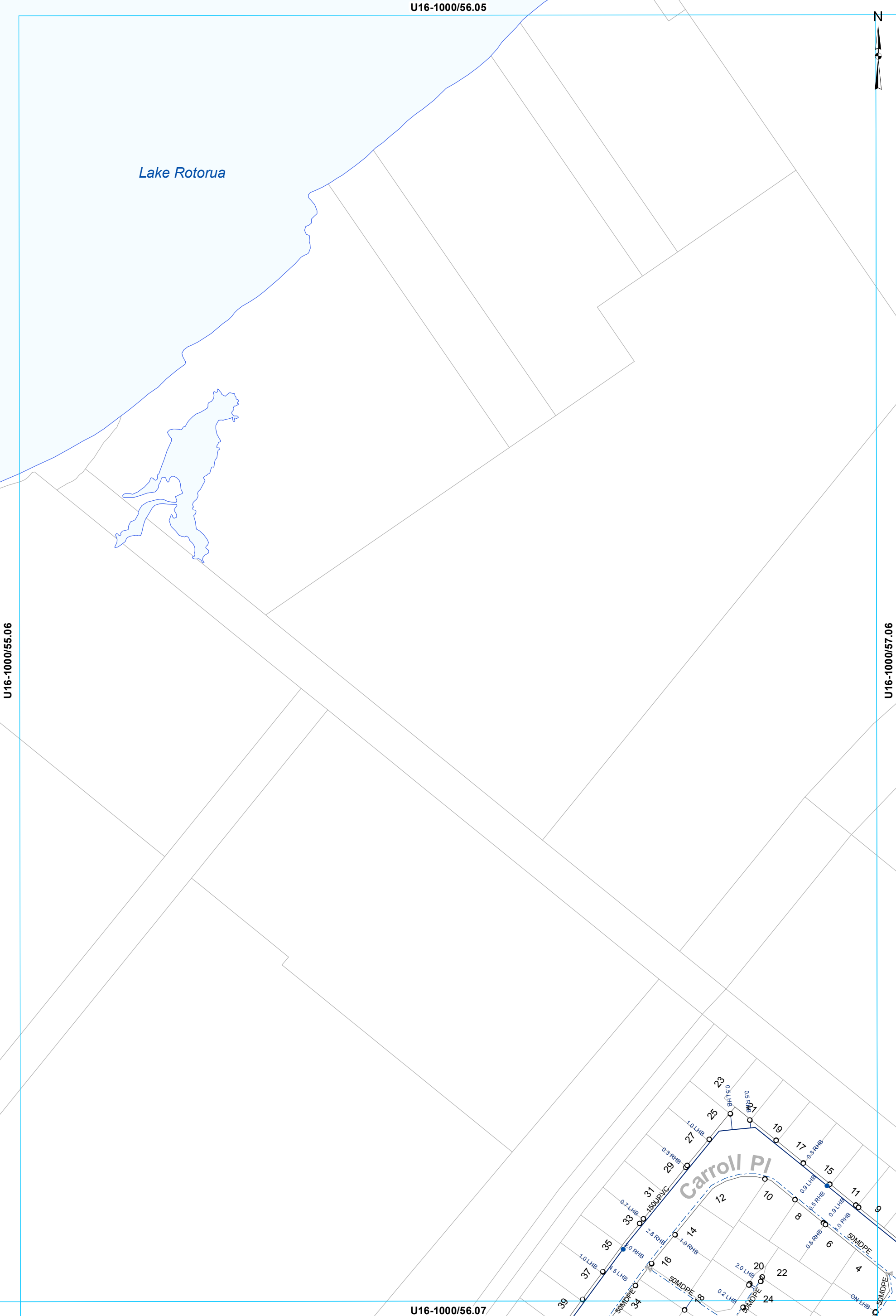
U16-1000/56.07

- ⊗ Valve
- Hydrant
- WSServiceLine
- Toby
- ◡ Capped End
- Main
- - - Rider main

**WATER SUPPLY SERVICES**  
**1:2000 @ A3 - (U16-1000/56.06)**

This data is derived from sources outside the control of Rotorua District Council and is for information only. All dimensions and levels should be verified by physical location on-site.

Rotorua District Council 2006. Facsimile 07 346 3143 Telephone 07 348 4199 email mail@rdcc.govt.nz

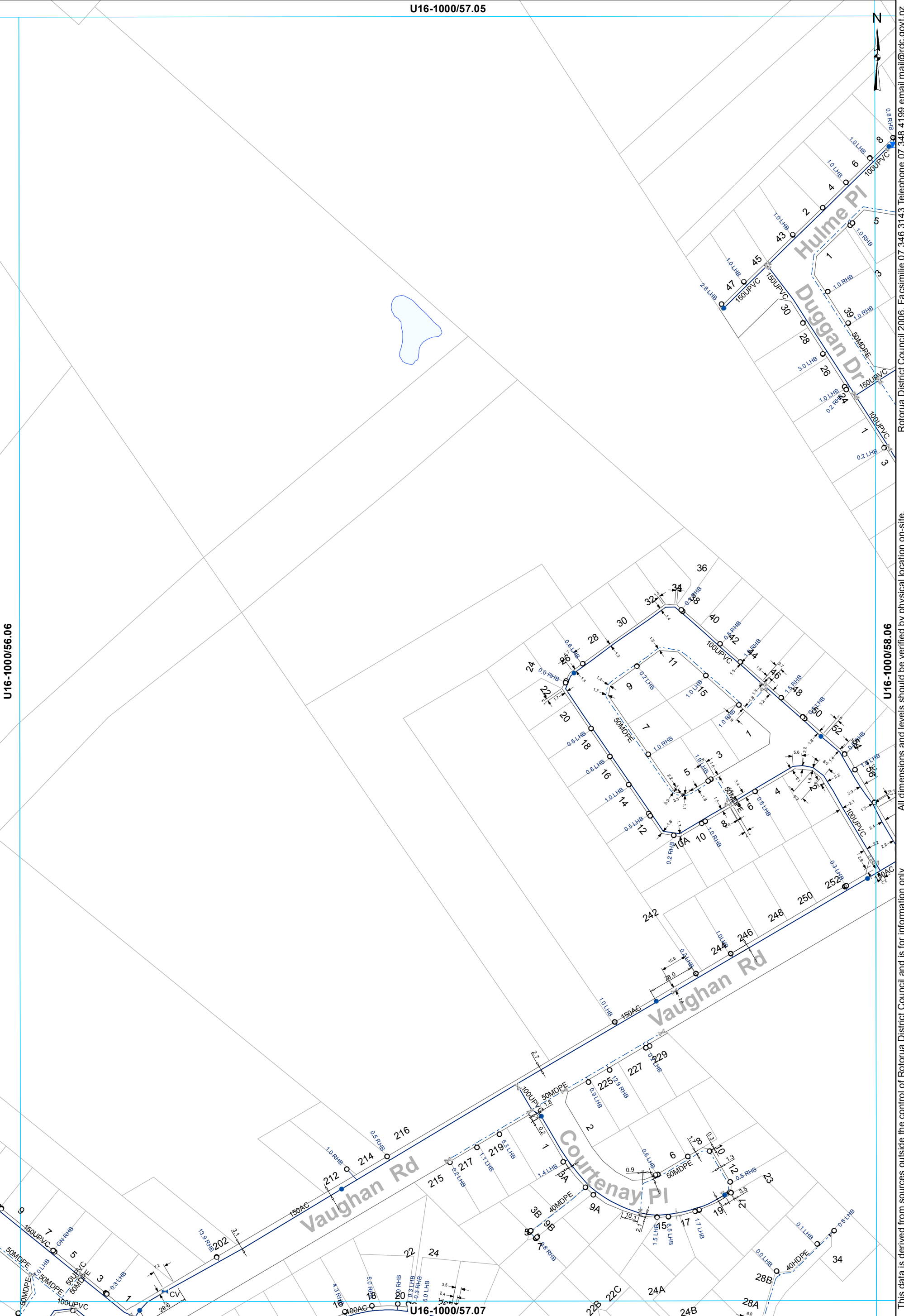


U16-1000/57.05

U16-1000/56.06

U16-1000/58.06

U16-1000/57.07



- ⊗ Valve
- Hydrant
- ⊙ Meter Consumer
- WSServiceLine
- Toby
- ⊖ Capped End
- Main
- ⊗ Closed Valve
- Rider main

**WATER SUPPLY SERVICES**  
**1:2000 @ A3 - (U16-1000/57.06)**

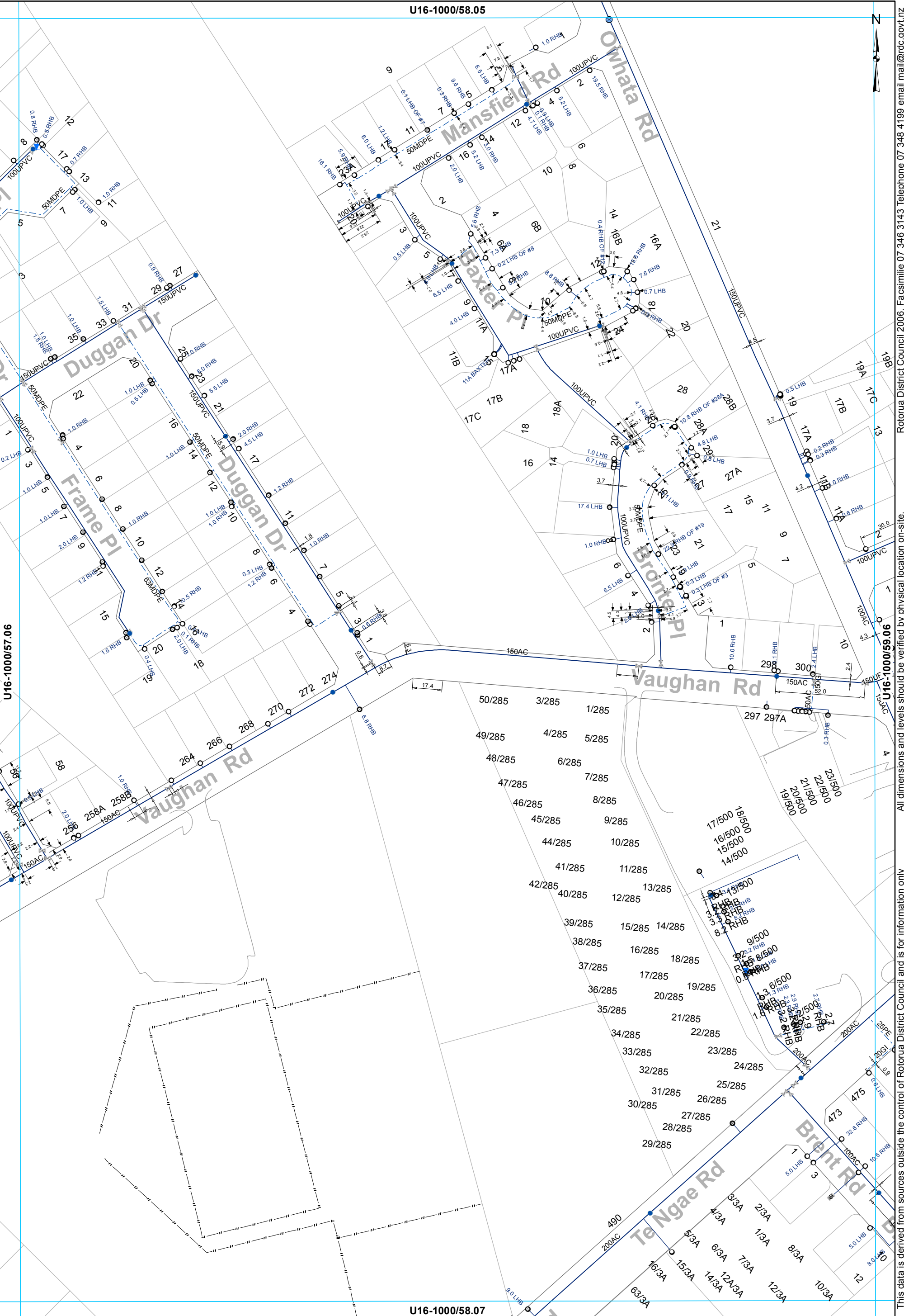
This data is derived from sources outside the control of Rotorua District Council and is for information only. All dimensions and levels should be verified by physical location on-site.

Rotorua District Council 2006. Facsimile 07 346 3143 Telephone 07 348 4199 email mail@rdc.govt.nz



U16-1000/58.05

U16-1000/58.07



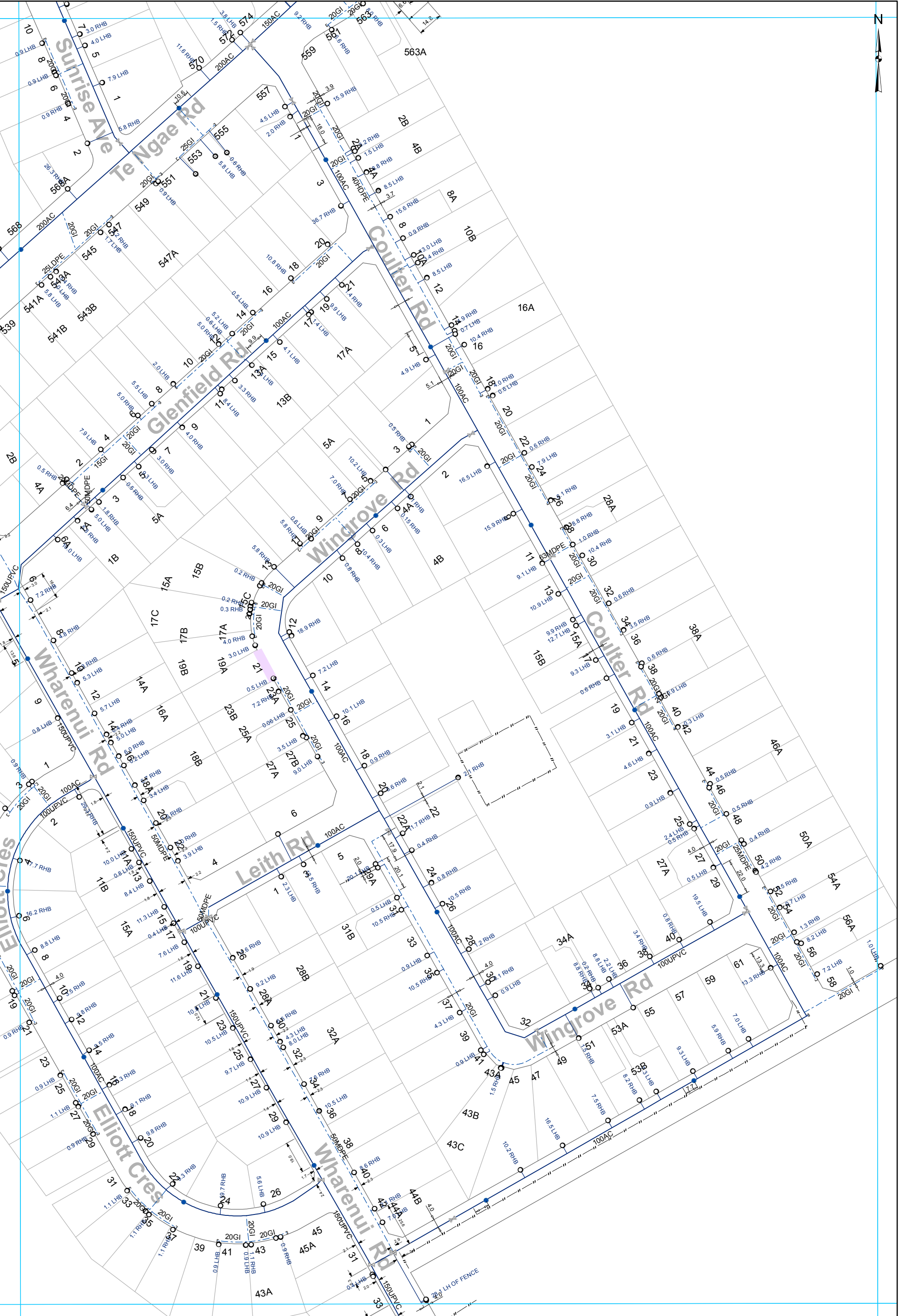
- ⊗ Valve
- Hydrant
- ⊙ Meter Bulk
- Toby
- ⊙ Meter Consumer
- ⊖ Capped End
- WSServiceLine
- Main
- - - Rider main

**WATER SUPPLY SERVICES**  
1:2000 @ A3 - (U16-1000/58.06)

This data is derived from sources outside the control of Rotorua District Council and is for information only. All dimensions and levels should be verified by physical location on-site. Rotorua District Council 2006. Facsimile 07 346 3143 Telephone 07 348 4199 email mail@rdc.govt.nz







- ⊗ Valve
- Hydrant
- ⊙ Meter Consumer
- WSServiceLine
- Toby
- Capped End
- Main
- - - Rider main

**WATER SUPPLY SERVICES**  
**1:2000 @ A3 - (U16-1000/60.06)**

This data is derived from sources outside the control of Rotorua District Council and is for information only

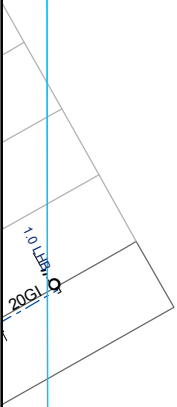
Rotorua District Council 2006. Facsimile 07 346 3143 Telephone 07 348 4199 email mail@rdc.govt.nz

U16-1000/61.05



U16-1000/60.06

U16-1000/62.06



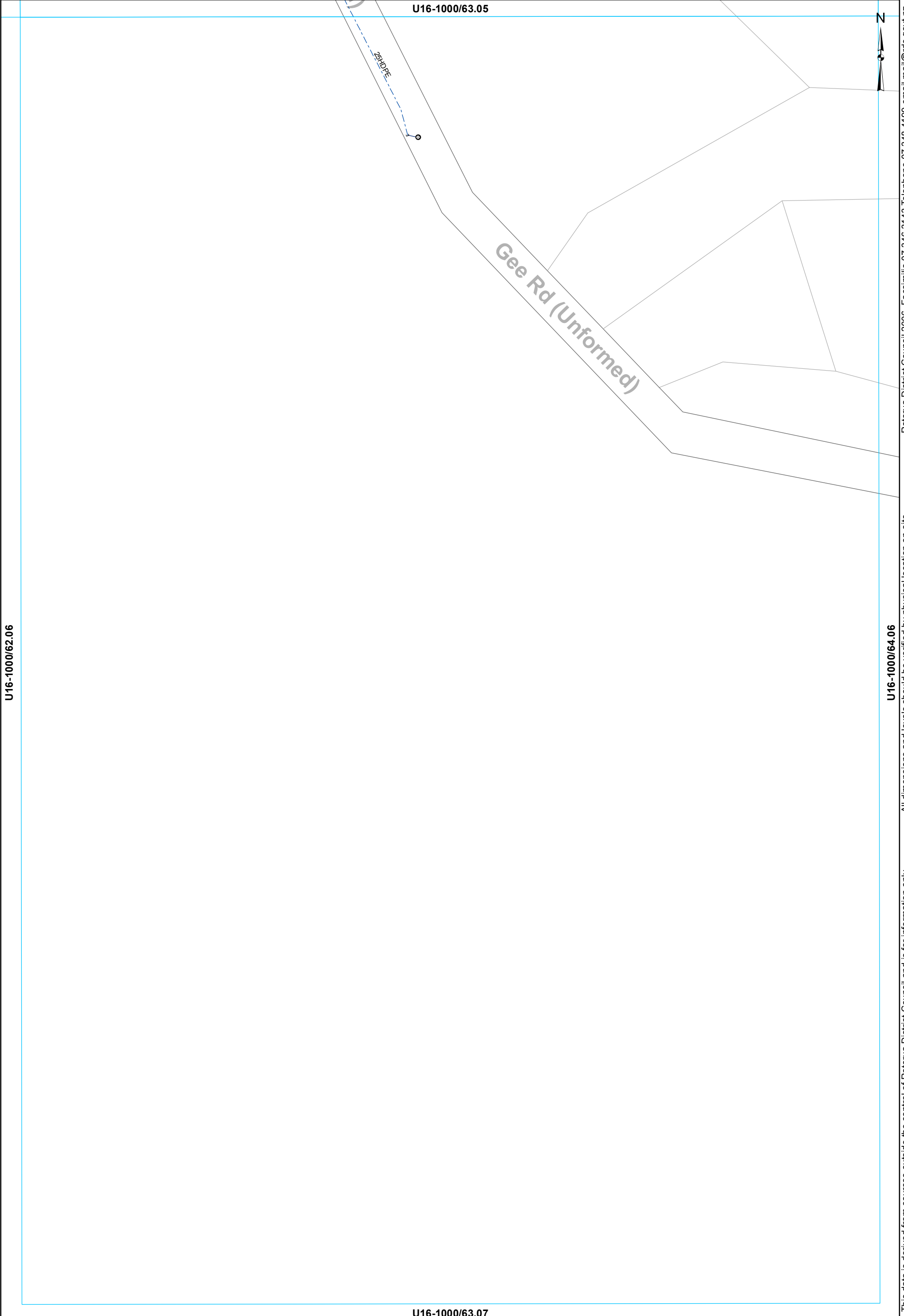
All dimensions and levels should be verified by physical location on-site.

This data is derived from sources outside the control of Rotorua District Council and is for information only

U16-1000/61.07

- Toby
- ◡ Capped End
- WServiceLine
- - - Rider main

**WATER SUPPLY SERVICES**  
**1:2000 @ A3 - (U16-1000/61.06)**



Rotorua District Council 2006. Facsimile 07 346 3143 Telephone 07 348 4199 email mail@rdc.govt.nz

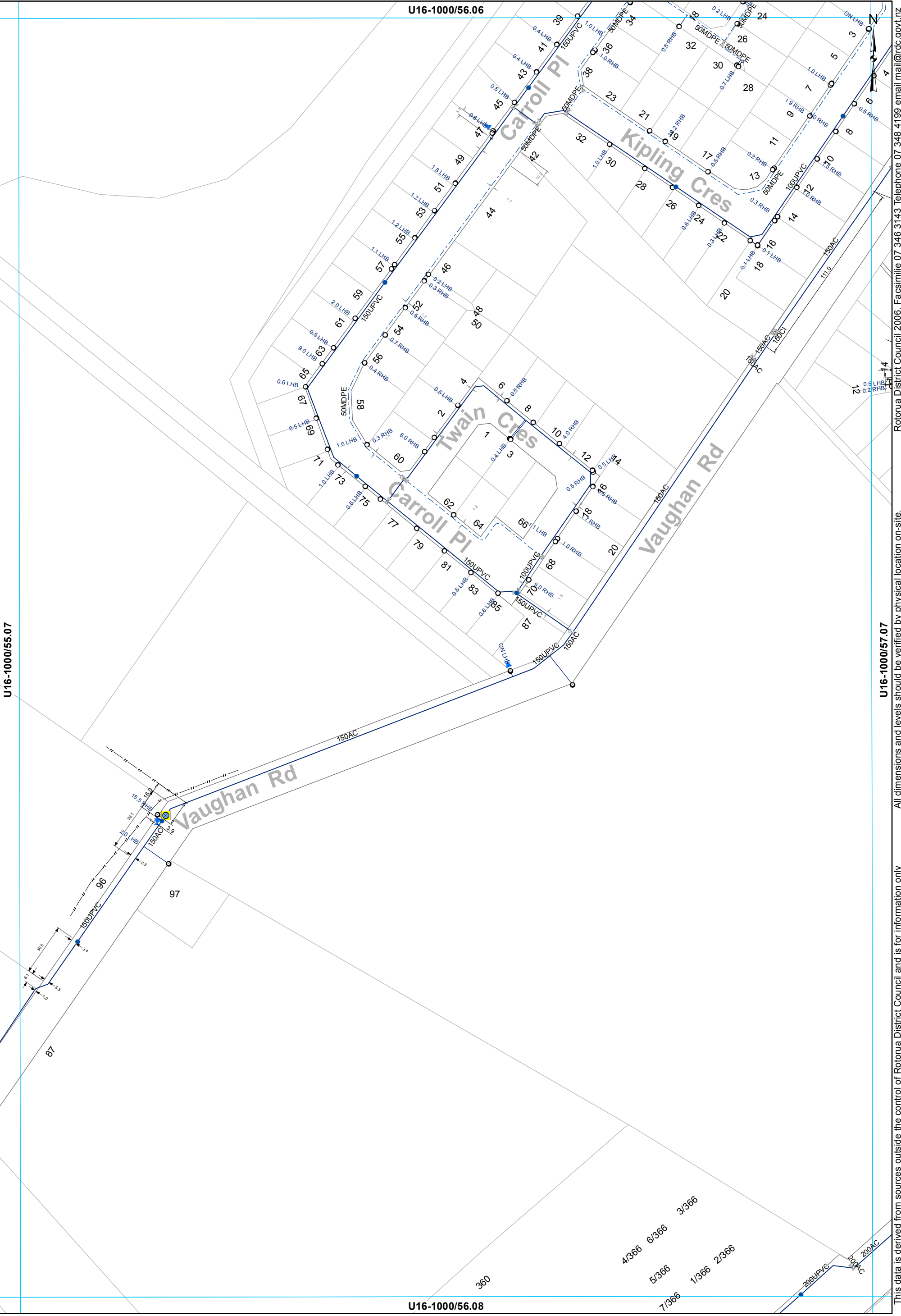
All dimensions and levels should be verified by physical location on-site.

This data is derived from sources outside the control of Rotorua District Council and is for information only

- Toby
- ⊙ Meter Consumer
- ◡ Capped End
- WSServiceLine
- - - Rider main

**WATER SUPPLY SERVICES**  
**1:2000 @ A3 - (U16-1000/63.06)**





U16-1000/55.07

U16-1000/57.07

U16-1000/56.06

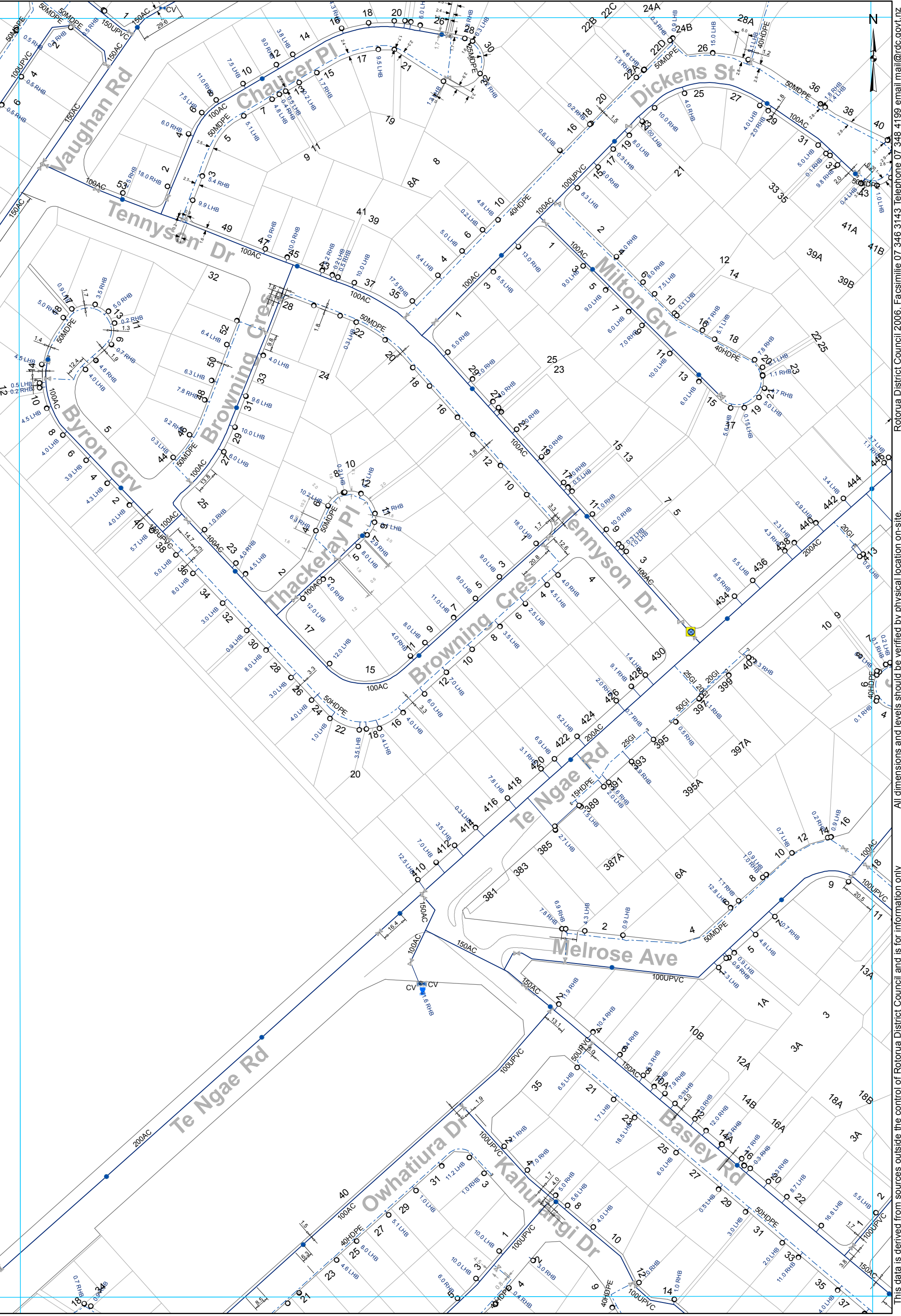
U16-1000/56.08

- ⊗ Valve
- Hydrant
- ⊙ Meter Bulk
- ⊙ Meter Consumer
- ⌊ Capped End
- Miscellaneous
- WServiceLine
- Main
- - - Rider main

**WATER SUPPLY SERVICES**  
**1:2000 @ A3 - (U16-1000/56.07)**

This data is derived from sources outside the control of Rotorua District Council and is for information only. All dimensions and levels should be verified by physical location on-site. Rotorua District Council 2006. Facsimile 07 346 3143 Telephone 07 348 4199 email mail@rdcc.govt.nz





- ⊗ Valve
- Toby
- ⊗ Closed Valve
- Hydrant
- ⊗ Meter Bulk
- ⊗ Meter Consumer
- ⊗ Capped End
- Miscellaneous
- WSServiceLine
- Main
- - - Rider main

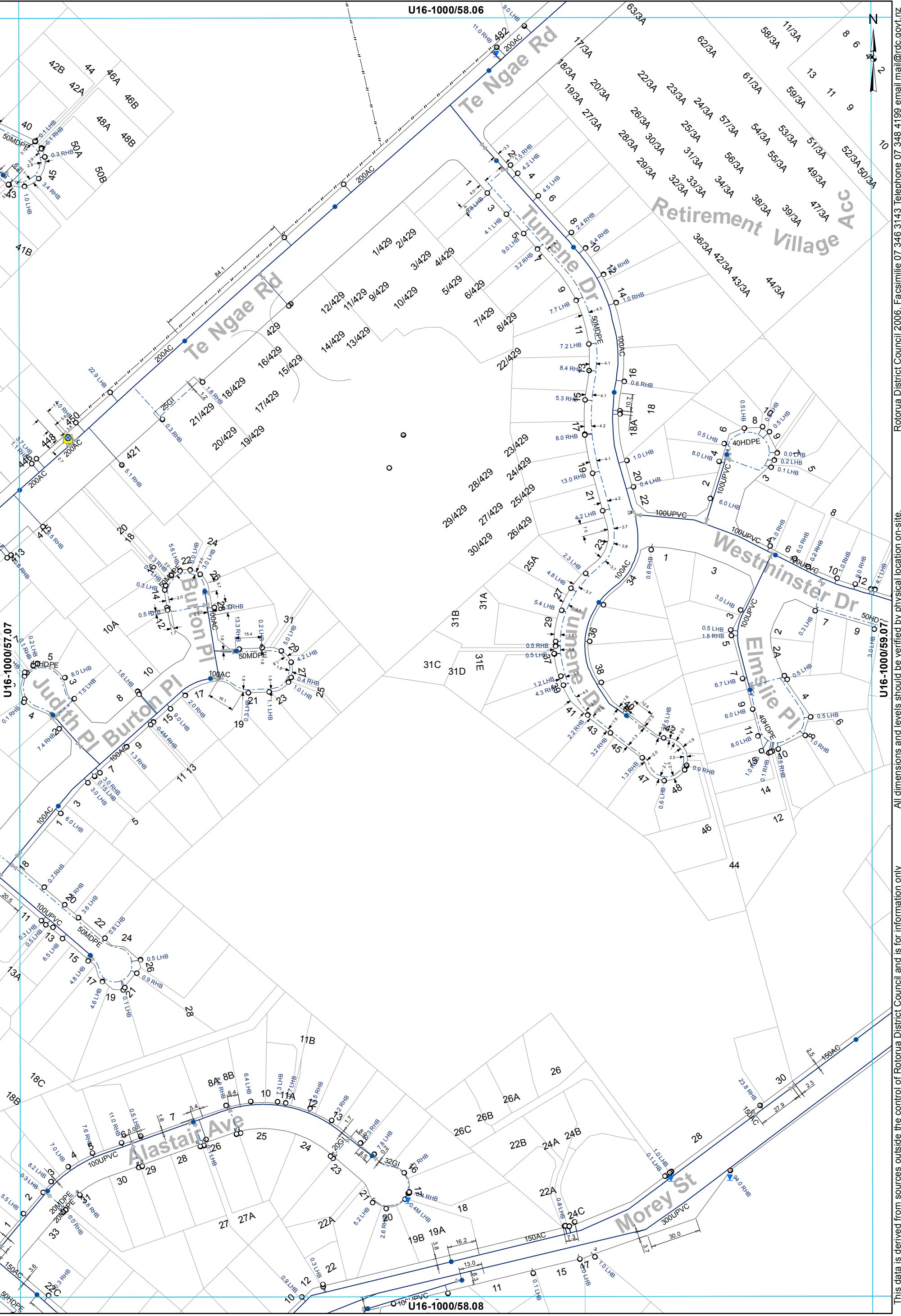
**WATER SUPPLY SERVICES**  
**1:2000 @ A3 - (U16-1000/57.07)**

This data is derived from sources outside the control of Rotorua District Council and is for information only

All dimensions and levels should be verified by physical location on-site.

Rotorua District Council 2006. Facsimile 07 346 3143 Telephone 07 348 4199 email mail@rdc.govt.nz





- ⊗ Valve
- Hydrant
- ⊙ Meter Bulk
- ⊙ Meter Consumer
- ⊔ Capped End
- Miscellaneous
- WServiceLine
- Main
- - - Rider main

**WATER SUPPLY SERVICES**  
**1:2000 @ A3 - (U16-1000/58.07)**

This data is derived from sources outside the control of Rotorua District Council and is for information only

Rotorua District Council 2006. Facsimile 07 346 3143 Telephone 07 348 4199 email mail@rdc.govt.nz



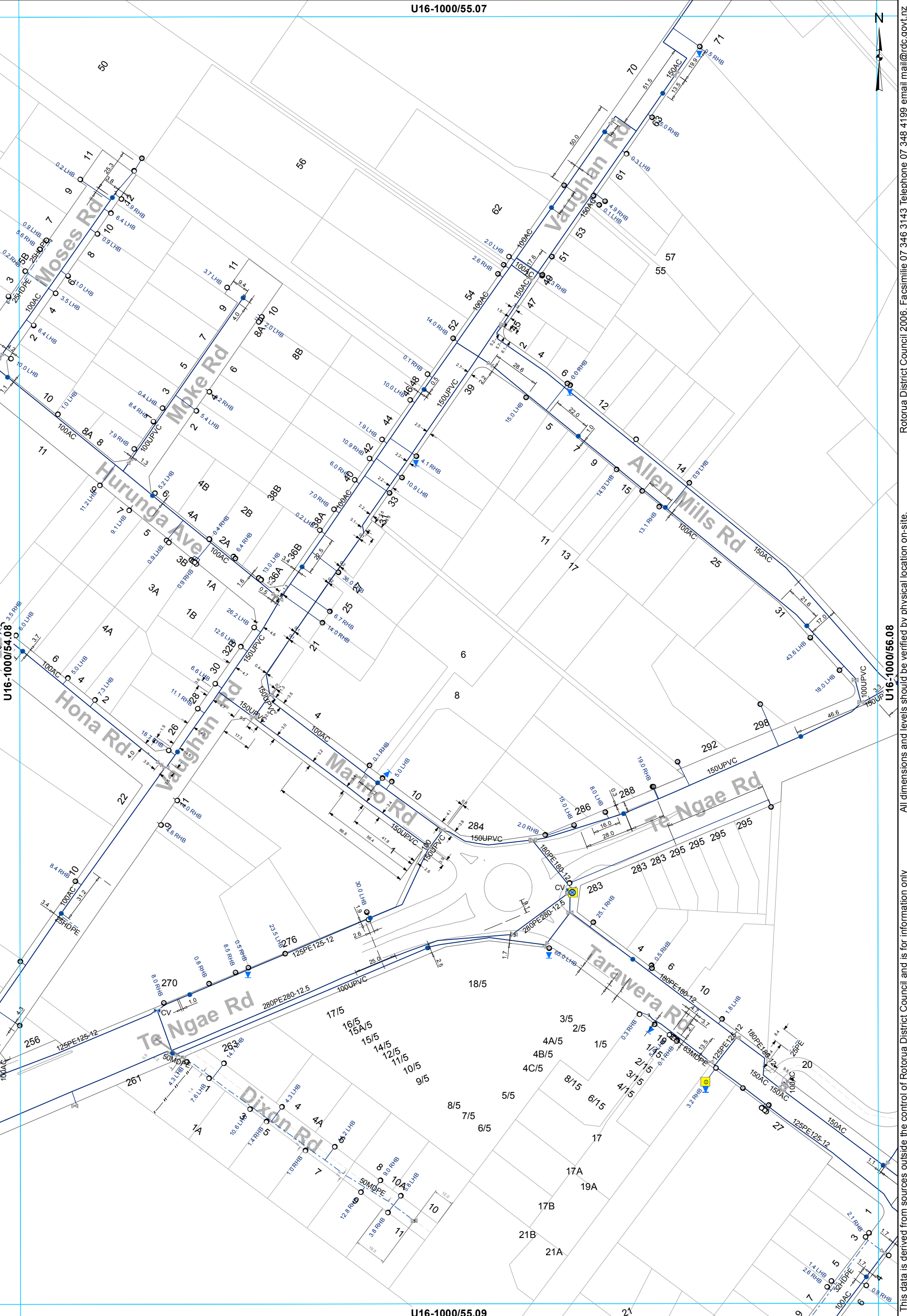








U16-1000/55.07



All dimensions and levels should be verified by physical location on-site. Rotorua District Council 2006. Facsimile 07 346 3143 Telephone 07 348 4199 email mail@rdc.govt.nz

- ⊗ Valve
- Toby
- ⊗ Closed Valve
- Hydrant
- ⊗ Meter Bulk
- ⊗ Meter Consumer
- ⊗ Capped End
- Miscellaneous
- WSServiceLine
- Main
- - - Rider main

**WATER SUPPLY SERVICES**  
**1:2000 @ A3 - (U16-1000/55.08)**







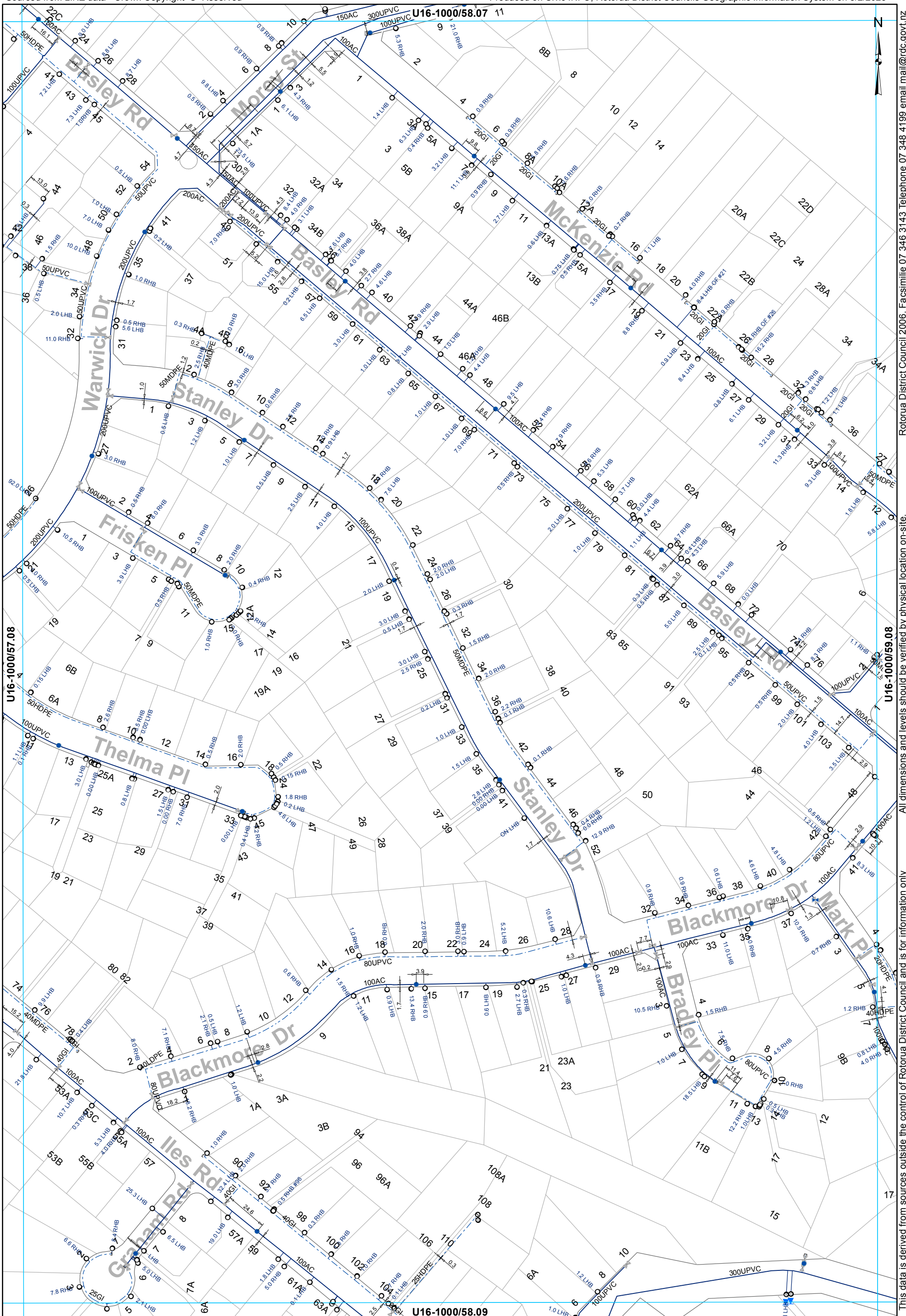
- ⊗ Valve
- Hydrant
- ⊙ Meter Consumer
- Toby
- Capped End
- WSServiceLine
- Main
- - - Rider main

**WATER SUPPLY SERVICES**  
**1:2000 @ A3 - (U16-1000/57.08)**

This data is derived from sources outside the control of Rotorua District Council and is for information only

Rotorua District Council 2006. Facsimile 07 346 3143 Telephone 07 348 4199 email mail@rdcc.govt.nz





This data is derived from sources outside the control of Rotorua District Council and is for information only. All dimensions and levels should be verified by physical location on-site. Rotorua District Council 2006. Facsimile 07 346 3143 Telephone 07 348 4199 email mail@rdc.govt.nz

- ⊗ Valve
- Hydrant
- ⊙ Meter Consumer
- WSServiceLine
- Toby
- ⊖ Capped End
- Main
- ⊗ Closed Valve
- Rider main

**WATER SUPPLY SERVICES**  
**1:2000 @ A3 - (U16-1000/58.08)**

U16-1000/58.09

U16-1000/57.08

U16-1000/59.08

U16-1000/58.07

U16-1000/59.07



U16-1000/58.08

U16-1000/60.08


U16-1000/59.09

- ⊗ Valve
- Toby
- ⊠ Closed Valve
- Hydrant
- ⊙ Meter Bulk
- ⊙ Meter Consumer
- ⊔ Capped End
- Miscellaneous
- WSServiceLine
- Main
- - - Rider main

**WATER SUPPLY SERVICES**  
**1:2000 @ A3 - (U16-1000/59.08)**

This data is derived from sources outside the control of Rotorua District Council and is for information only

Rotorua District Council 2006. Facsimile 07 346 3143 Telephone 07 348 4199 email mail@rdc.govt.nz



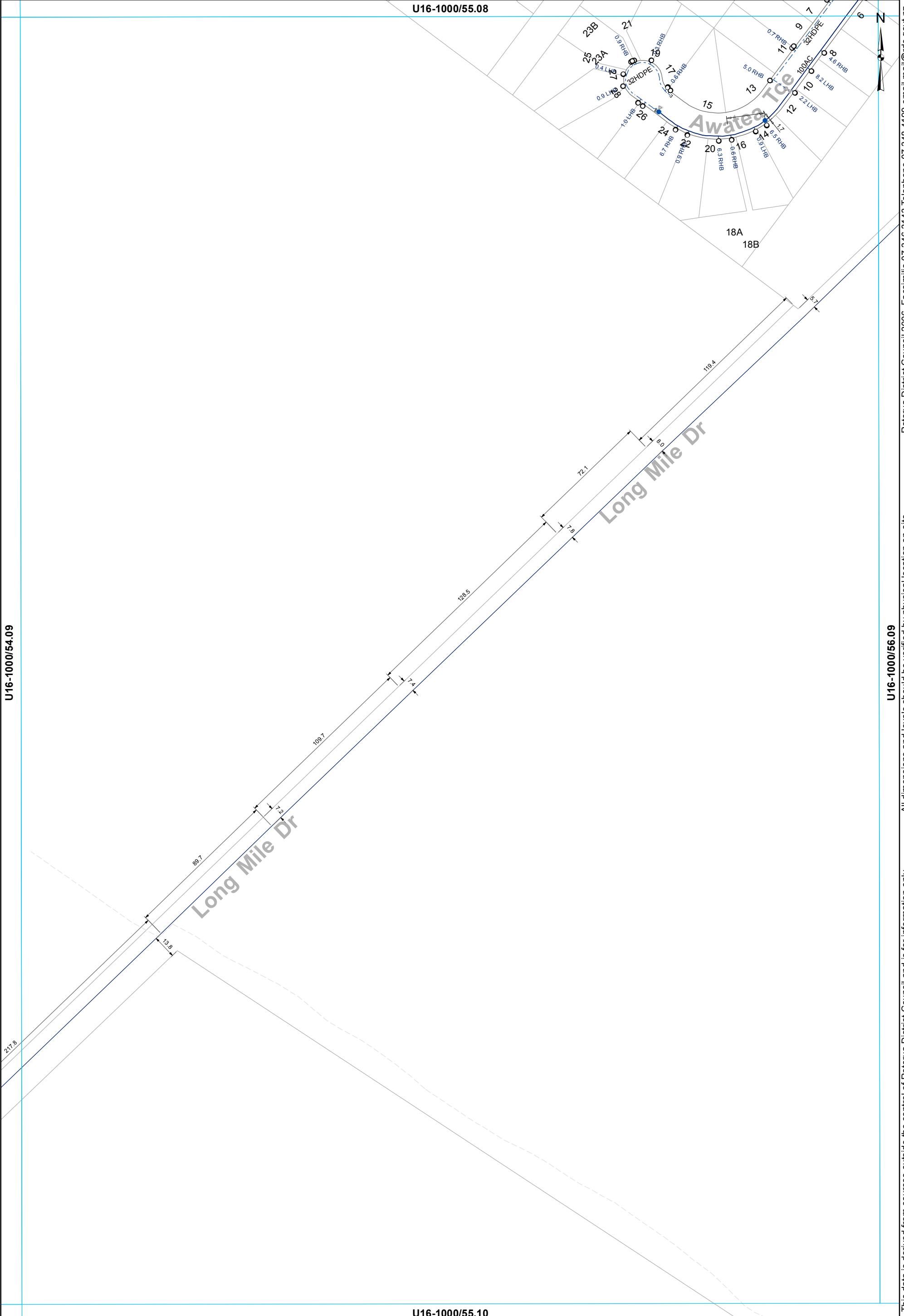
- ⊗ Valve
- Hydrant
- ⊙ Meter Consumer
- WSServiceLine
- Toby
- ⊠ Closed Valve
- Main

**WATER SUPPLY SERVICES**  
**1:2000 @ A3 - (U16-1000/54.09)**

This data is derived from sources outside the control of Rotorua District Council and is for information only. All dimensions and levels should be verified by physical location on-site.

Rotorua District Council 2006. Facsimile 07 346 3143 Telephone 07 348 4199 email mail@rdcc.govt.nz





U16-1000/55.08

U16-1000/54.09

U16-1000/56.09

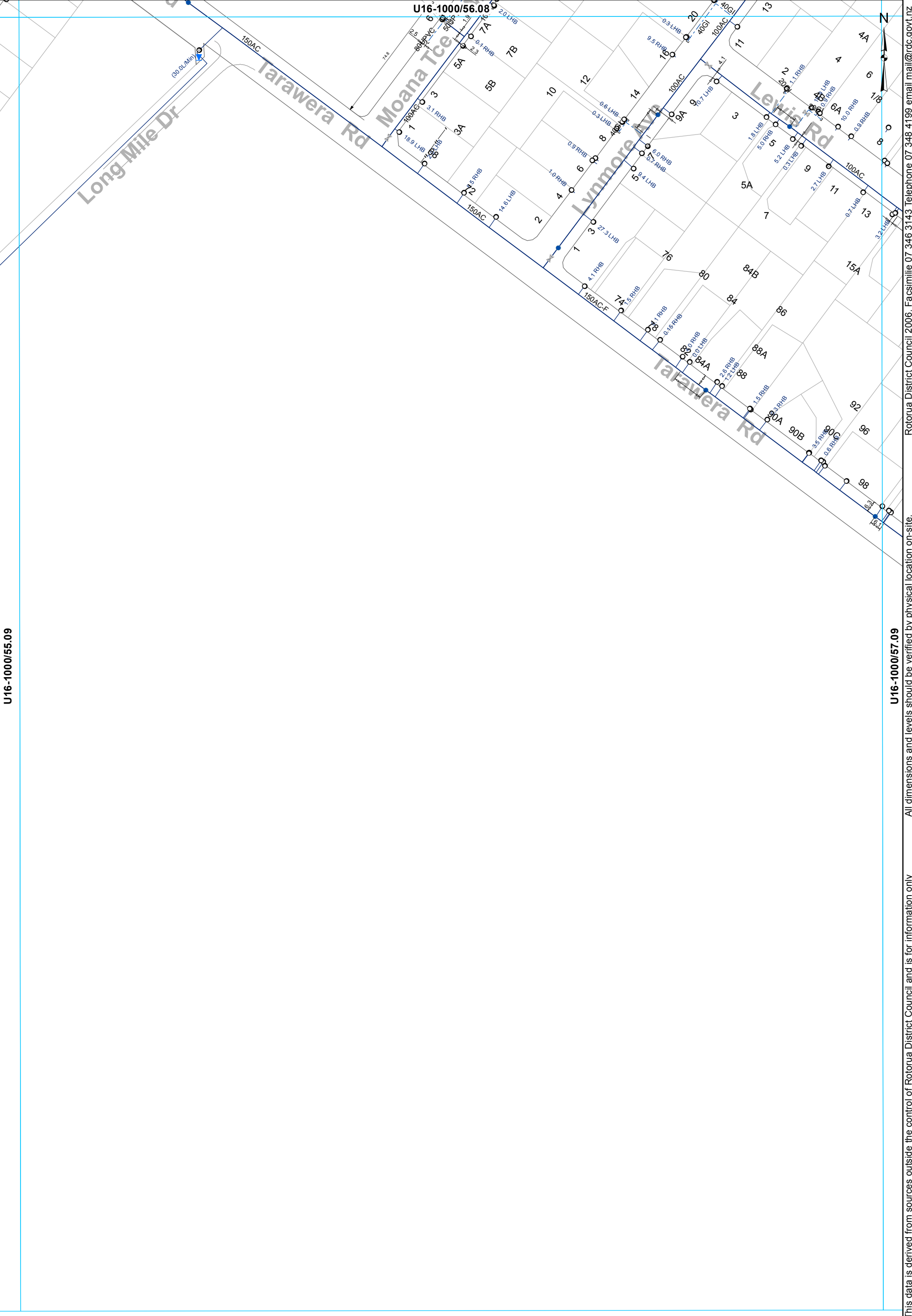
U16-1000/55.10

- ⊗ Valve
- Hydrant
- WSServiceLine
- Toby
- ◌ Capped End
- Main
- - - Rider main

**WATER SUPPLY SERVICES**  
**1:2000 @ A3 - (U16-1000/55.09)**

This data is derived from sources outside the control of Rotorua District Council and is for information only

Rotorua District Council 2006. Facsimile 07 346 3143 Telephone 07 348 4199 email mail@rdc.govt.nz



U16-1000/55.09

U16-1000/57.09

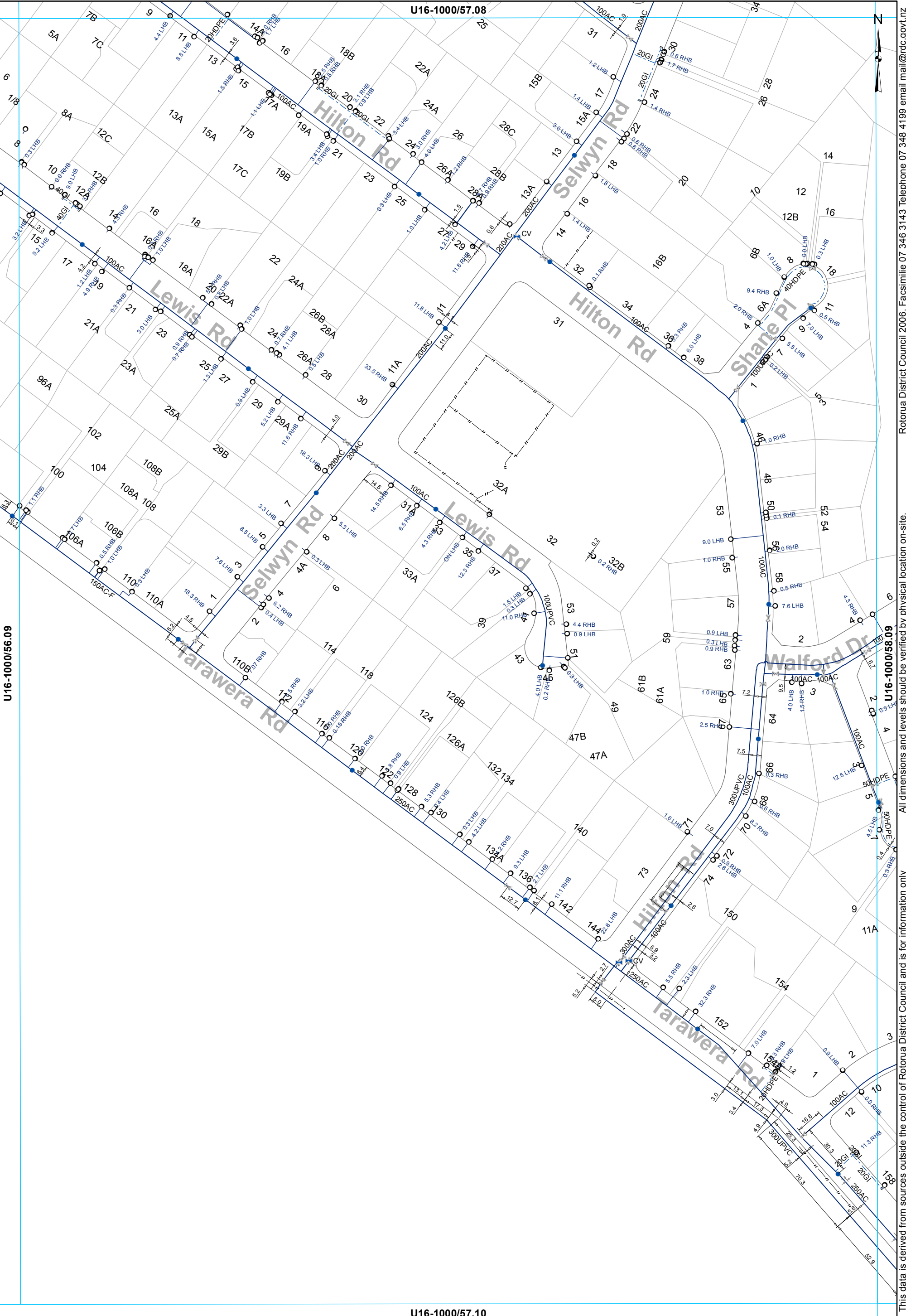
U16-1000/56.10

- ⊗ Valve
- Hydrant
- ⊙ Meter Consumer
- Toby
- ⊖ Capped End
- WSServiceLine
- Main
- ⋯ Rider main

**WATER SUPPLY SERVICES**  
**1:2000 @ A3 - (U16-1000/56.09)**

This data is derived from sources outside the control of Rotorua District Council and is for information only. Rotorua District Council 2006. Facsimile 07 346 3143 Telephone 07 348 4199 email mail@rdcc.govt.nz

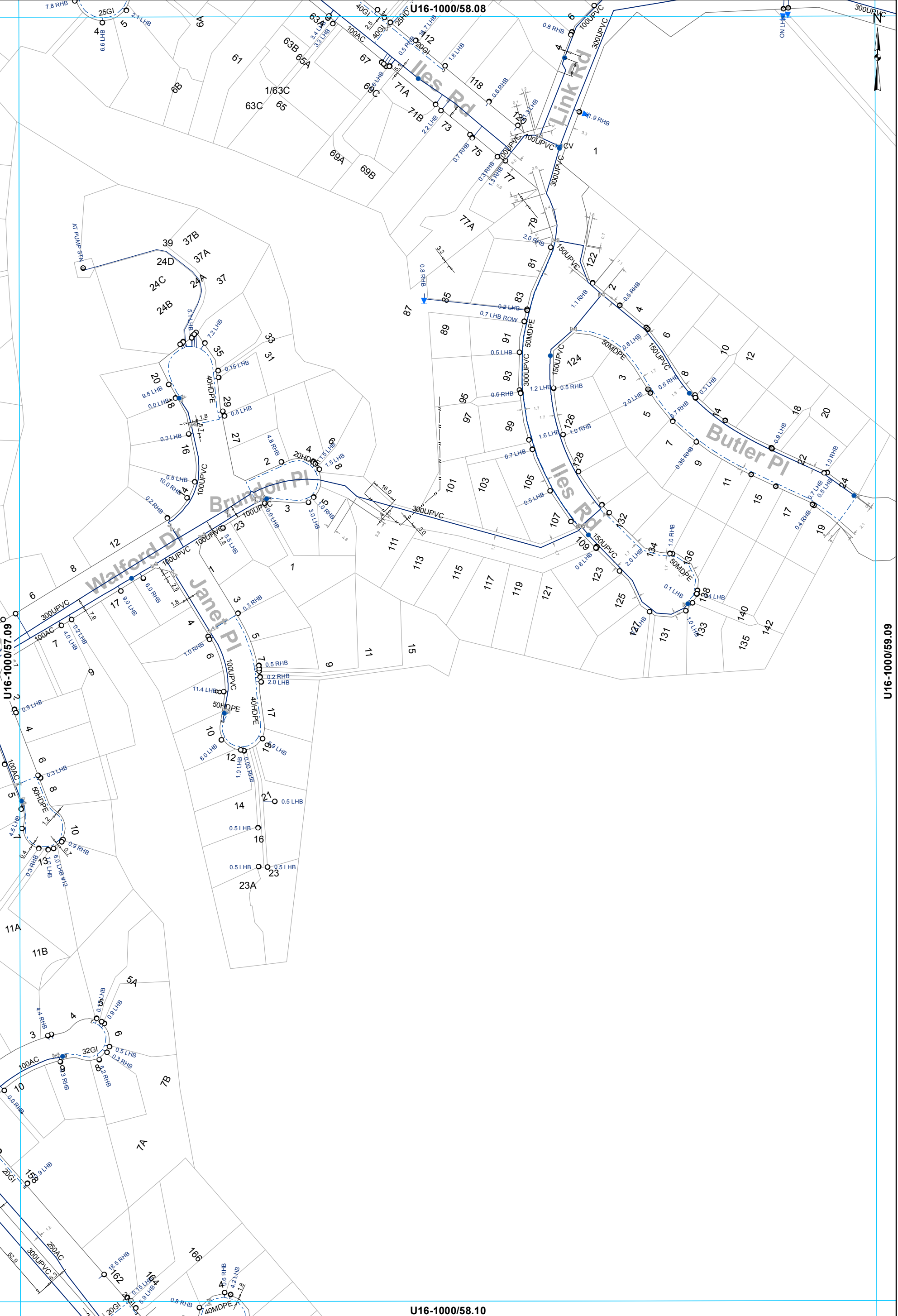




This data is derived from sources outside the control of Rotorua District Council and is for information only. All dimensions and levels should be verified by physical location on-site. Rotorua District Council 2006. Facsimile 07 346 3143 Telephone 07 348 4199 email mail@rdc.govt.nz

- ⊗ Valve
- Hydrant
- ⊙ Meter Consumer
- WSServiceLine
- Toby
- ⊖ Capped End
- Main
- ⊗ Closed Valve
- ⋯ Rider main

**WATER SUPPLY SERVICES**  
**1:2000 @ A3 - (U16-1000/57.09)**



- ⊗ Valve
- Hydrant
- ⊙ Meter Consumer
- WSServiceLine
- Toby
- ⊖ Capped End
- Main
- ⊗ Closed Valve
- Rider main

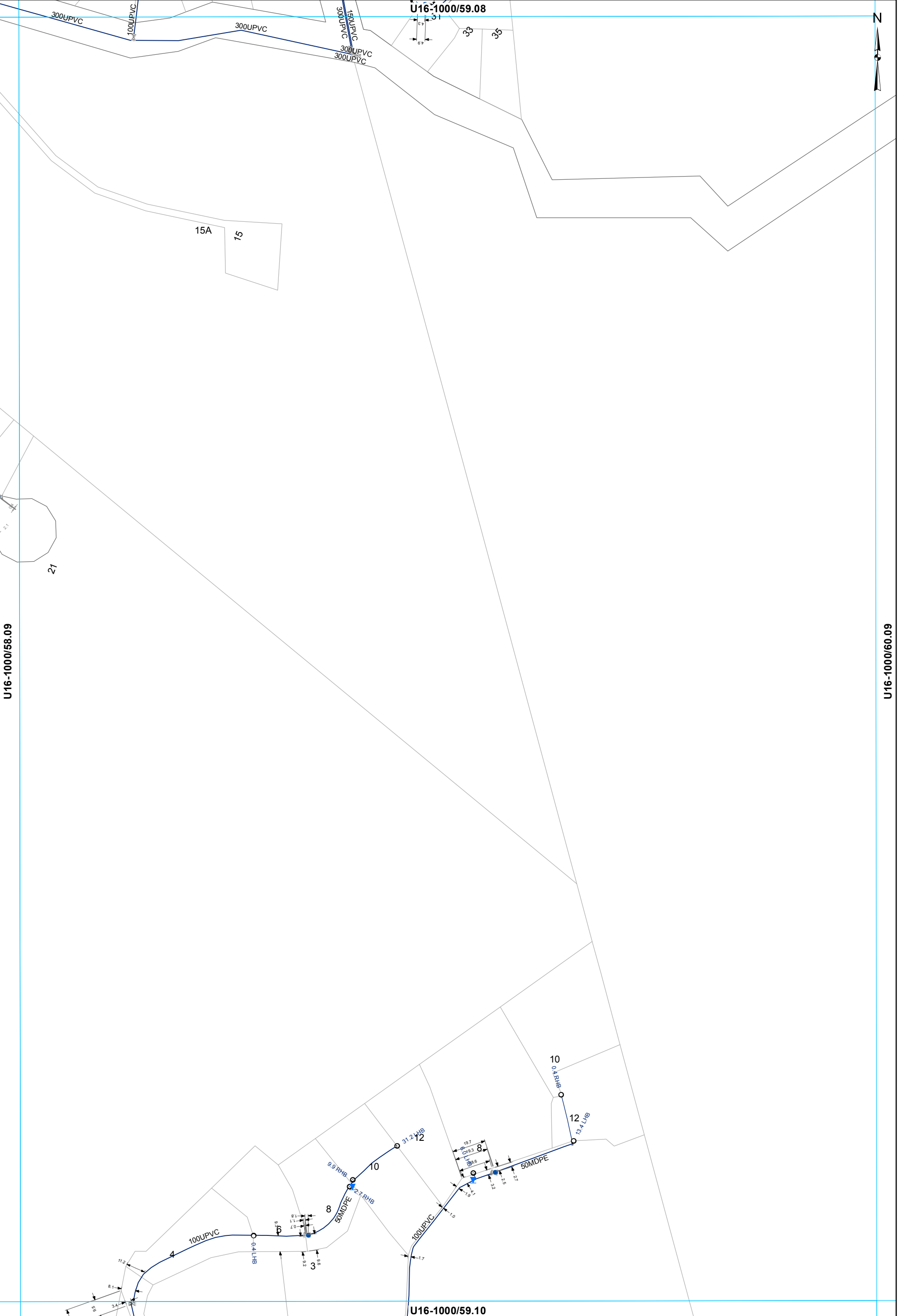
**WATER SUPPLY SERVICES**  
**1:2000 @ A3 - (U16-1000/58.09)**

This data is derived from sources outside the control of Rotorua District Council and is for information only

U16-1000/59.09

All dimensions and levels should be verified by physical location on-site.

Rotorua District Council 2006. Facsimile 07 346 3143 Telephone 07 348 4199 email mail@rdcc.govt.nz



U16-1000/58.09

U16-1000/60.09

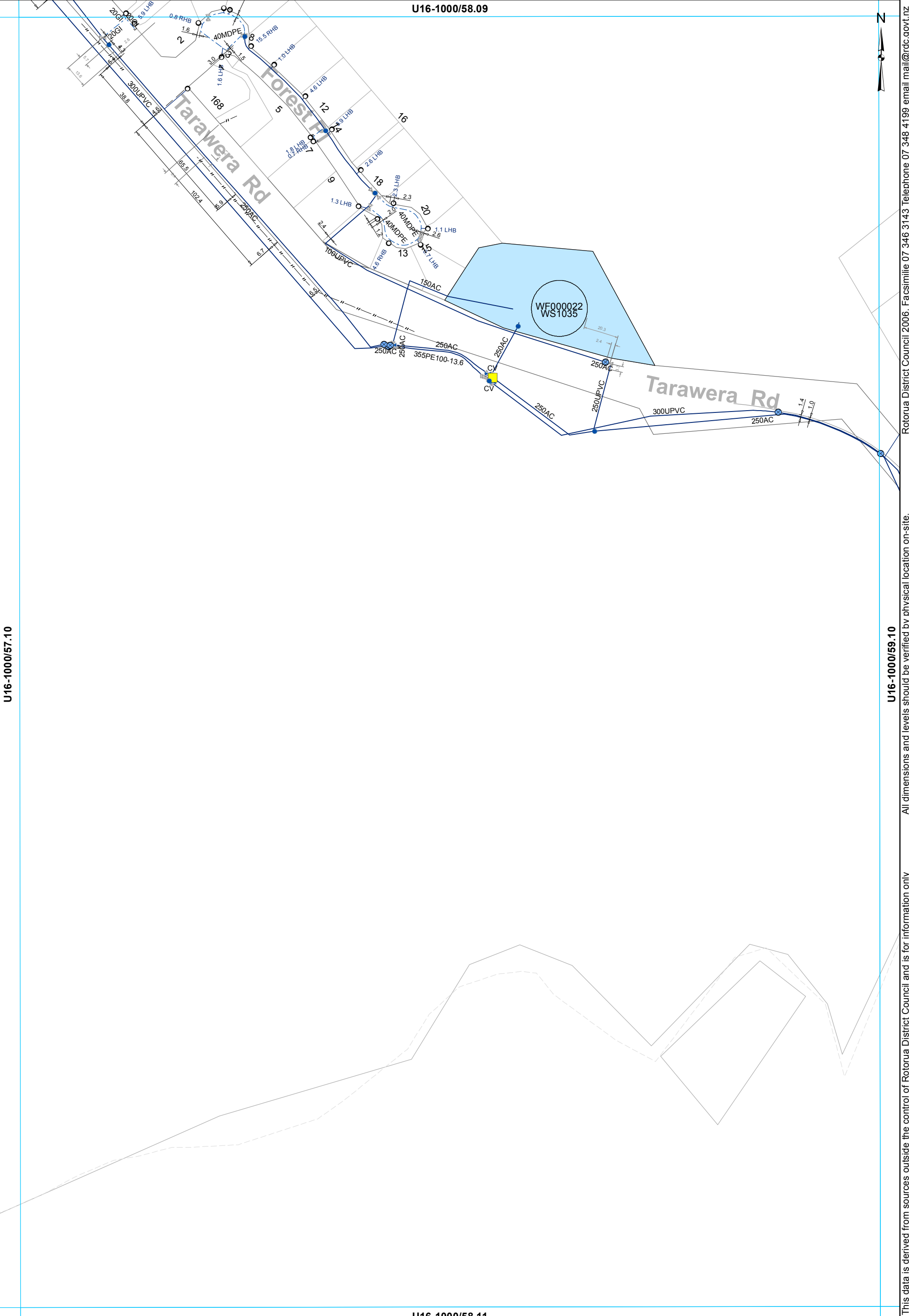
- ⊗ Valve
- Hydrant
- ⊙ Meter Consumer
- WSServiceLine
- Toby
- ⌒ Capped End
- Main
- - - Rider main

**WATER SUPPLY SERVICES**  
**1:2000 @ A3 - (U16-1000/59.09)**

This data is derived from sources outside the control of Rotorua District Council and is for information only

Rotorua District Council 2006. Facsimile 07 346 3143 Telephone 07 348 4199 email mail@rdcc.govt.nz

U16-1000/58.09



U16-1000/57.10

U16-1000/59.10

U16-1000/58.11

- ⊗ Valve
- Toby
- ⊗ Closed Valve
- Hydrant
- ⊗ Meter Bulk
- ⊗ Meter Consumer
- ⊗ Capped End
- Miscellaneous
- WSServiceLine
- Main
- - - Rider main

**WATER SUPPLY SERVICES**  
**1:2000 @ A3 - (U16-1000/58.10)**

Rotorua District Council 2006. Facsimile 07 346 3143 Telephone 07 348 4199 email mail@rdcc.govt.nz

All dimensions and levels should be verified by physical location on-site.

This data is derived from sources outside the control of Rotorua District Council and is for information only



U16-1000/57.10



U16-1000/56.11

U16-1000/58.11

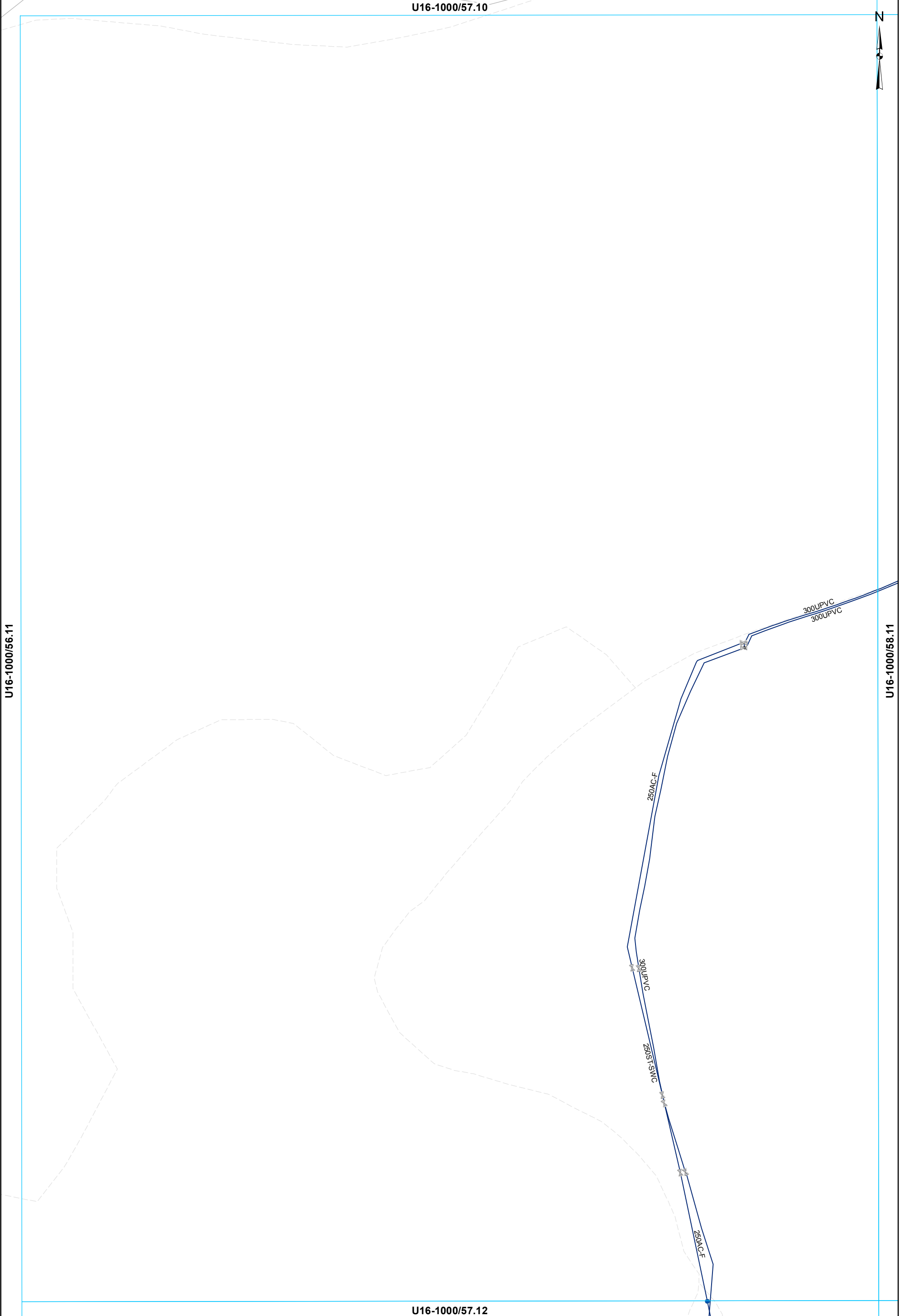
U16-1000/57.12

- ⊗ Valve
- Hydrant
- Capped End
- Main

**WATER SUPPLY SERVICES**  
**1:2000 @ A3 - (U16-1000/57.11)**

This data is derived from sources outside the control of Rotorua District Council and is for information only. All dimensions and levels should be verified by physical location on-site.

Rotorua District Council 2006. Facsimile 07 346 3143 Telephone 07 348 4199 email mail@rdc.govt.nz





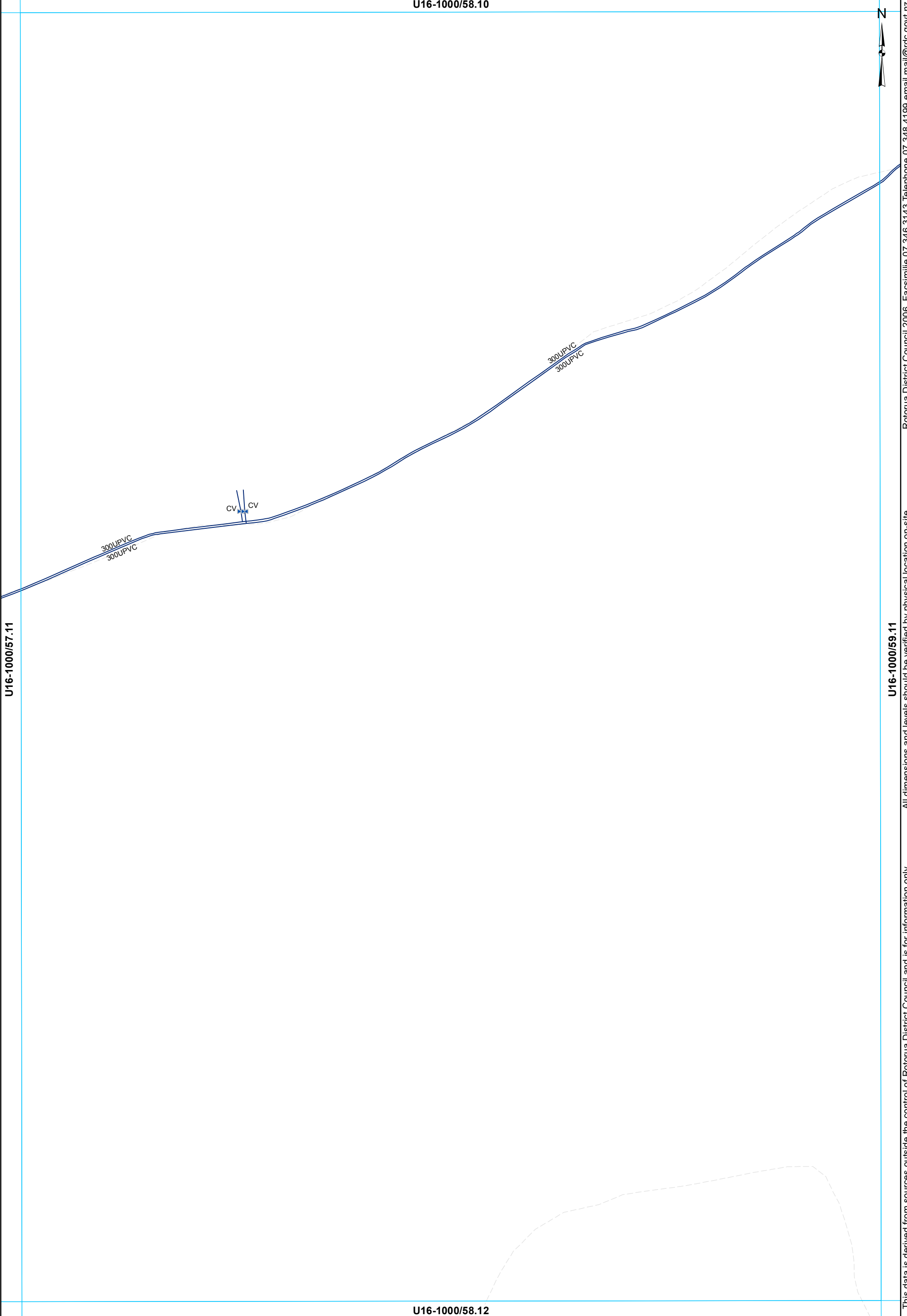
U16-1000/58.10



Rotorua District Council 2006. Facsimile 07 346 3143 Telephone 07 348 4199 email mail@rdcc.govt.nz

U16-1000/57.11

U16-1000/59.11



- ⊗ Valve
- ⊗ Closed Valve
- Main

**WATER SUPPLY SERVICES**  
1:2000 @ A3 - (U16-1000/58.11)


This data is derived from sources outside the control of Rotorua District Council and is for information only

U16-1000/59.10



U16-1000/58.11

U16-1000/60.11



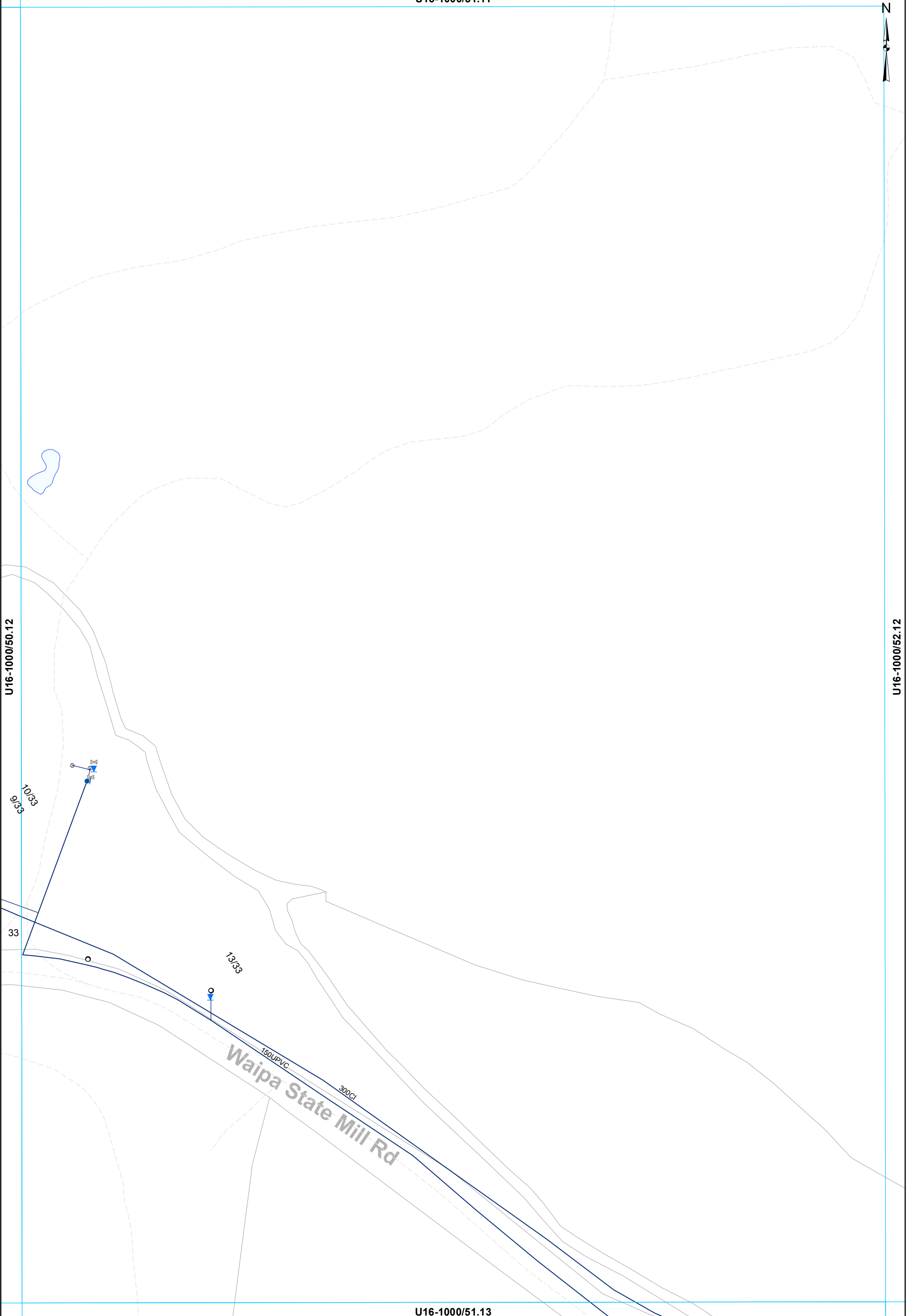
X Valve  
— Main

**WATER SUPPLY SERVICES**  
**1:2000 @ A3 - (U16-1000/59.11)**

This data is derived from sources outside the control of Rotorua District Council and is for information only

Rotorua District Council 2006. Facsimile 07 346 3143 Telephone 07 348 4199 email mail@rdcc.govt.nz

U16-1000/51.11



U16-1000/50.12

U16-1000/52.12

33

10/33  
9/33

13/33

Waipa State Mill Rd

U16-1000/51.13

- ⊗ Valve
- Hydrant
- Meter Consumer
- WSServiceLine
- Toby
- ⊔ Capped End
- Main

**WATER SUPPLY SERVICES**  
**1:2000 @ A3 - (U16-1000/51.12)**

This data is derived from sources outside the control of Rotorua District Council and is for information only

Rotorua District Council 2006. Facsimile 07 346 3143 Telephone 07 348 4199 email mail@rdcc.govt.nz

U16-1000/57.11

N

U16-1000/56.12


U16-1000/58.12

U16-1000/57.13

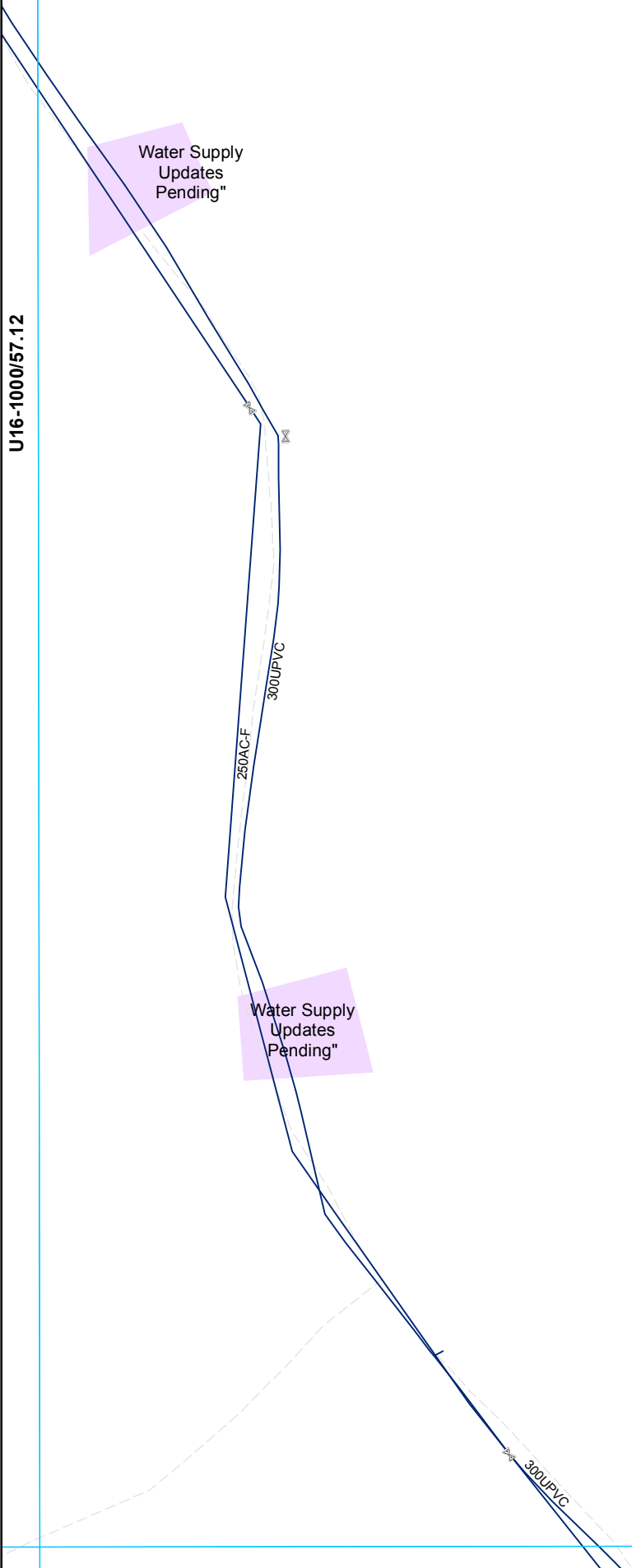
This data is derived from sources outside the control of Rotorua District Council and is for information only. All dimensions and levels should be verified by physical location on-site. Rotorua District Council 2006. Facsimile 07 346 3143 Telephone 07 348 4199 email mail@rdc.govt.nz

- Toby
- Hydrant
- WSServiceLine
- Main

**WATER SUPPLY SERVICES**  
**1:2000 @ A3 - (U16-1000/57.12)**



U16-1000/58.11



U16-1000/57.12

U16-1000/59.12

Water Supply Updates Pending"

Water Supply Updates Pending"

X Valve  
 — Main

U16-1000/58.13

**WATER SUPPLY SERVICES**  
1:2000 @ A3 - (U16-1000/58.12)

This data is derived from sources outside the control of Rotorua District Council and is for information only

All dimensions and levels should be verified by physical location on-site.

Rotorua District Council 2006. Facsimile 07 346 3143 Telephone 07 348 4199 email mail@rdcc.govt.nz



U16-1000/51.12

U16-1000/50.13

U16-1000/52.13

U16-1000/51.14

Waipa State Mill Rd

State Hwy 5

- ⊗ Valve
- Meter Consumer
- ⌞ Capped End
- Main

**WATER SUPPLY SERVICES**  
**1:2000 @ A3 - (U16-1000/51.13)**



This data is derived from sources outside the control of Rotorua District Council and is for information only

Rotorua District Council 2006. Facsimile 07 346 3143 Telephone 07 348 4199 email mail@rdc.govt.nz

U16-1000/52.12



56

300C1

U16-1000/51.13

U16-1000/53.13

Waipa Bypass Rd

U16-1000/52.14

— Main

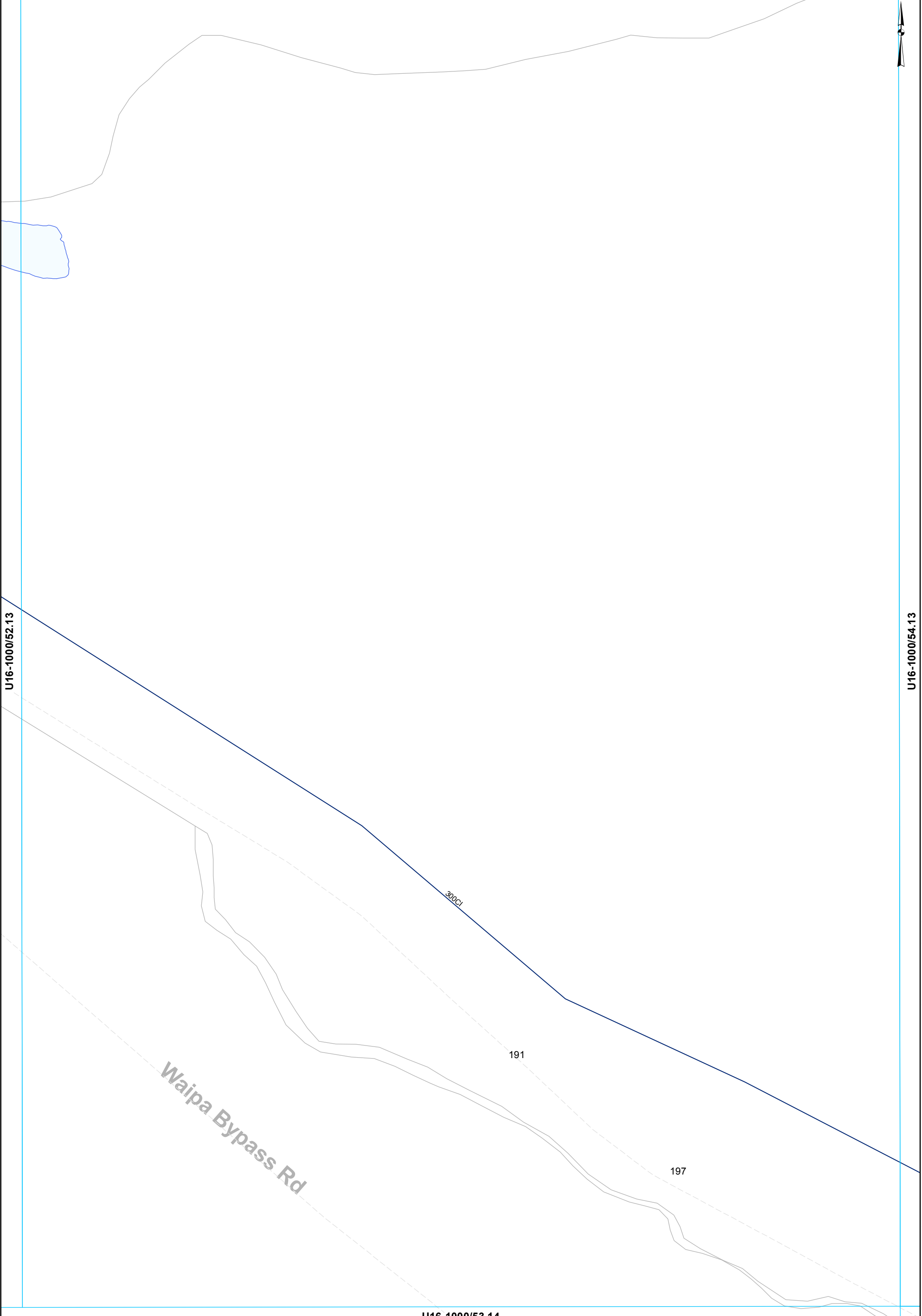
**WATER SUPPLY SERVICES**  
**1:2000 @ A3 - (U16-1000/52.13)**

This data is derived from sources outside the control of Rotorua District Council and is for information only

Rotorua District Council 2006. Facsimile 07 346 3143 Telephone 07 348 4199 email mail@rdc.govt.nz

U16-1000/53.12

N



U16-1000/52.13

U16-1000/54.13

U16-1000/53.14

— Main

**WATER SUPPLY SERVICES**  
**1:2000 @ A3 - (U16-1000/53.13)**

This data is derived from sources outside the control of Rotorua District Council and is for information only

All dimensions and levels should be verified by physical location on-site.  
Rotorua District Council 2006. Facsimile 07 346 3143 Telephone 07 348 4199 email mail@rdc.govt.nz

U16-1000/54.12



U16-1000/53.13

U16-1000/55.13

U16-1000/54.14

300Cl

— Main

**WATER SUPPLY SERVICES**  
**1:2000 @ A3 - (U16-1000/54.13)**

This data is derived from sources outside the control of Rotorua District Council and is for information only

All dimensions and levels should be verified by physical location on-site. Rotorua District Council 2006. Facsimile 07 346 3143 Telephone 07 348 4199 email mail@rdcc.govt.nz

U16-1000/57.12



U16-1000/56.13

U16-1000/58.13

U16-1000/57.14

— Main

**WATER SUPPLY SERVICES**  
**1:2000 @ A3 - (U16-1000/57.13)**

This data is derived from sources outside the control of Rotorua District Council and is for information only

All dimensions and levels should be verified by physical location on-site.  
Rotorua District Council 2006. Facsimile 07 346 3143 Telephone 07 348 4199 email mail@rdcc.govt.nz



U16-1000/58.12



U16-1000/57.13

U16-1000/59.13

U16-1000/58.14



- ⊗ Valve
- Hydrant
- WSServiceLine
- Toby
- ⊘ Capped End
- Main

**WATER SUPPLY SERVICES**  
**1:2000 @ A3 - (U16-1000/58.13)**

This data is derived from sources outside the control of Rotorua District Council and is for information only

Rotorua District Council 2006. Facsimile 07 346 3143 Telephone 07 348 4199 email mail@rdc.govt.nz

U16-1000/54.13



Rotorua District Council 2006. Facsimile 07 346 3143 Telephone 07 348 4199 email mail@rdc.govt.nz

U16-1000/53.14

U16-1000/55.14

95

Waipa Bypass Rd

2

300Cl

All dimensions and levels should be verified by physical location on-site.

This data is derived from sources outside the control of Rotorua District Council and is for information only

U16-1000/54.15

— Main

**WATER SUPPLY SERVICES**  
**1:2000 @ A3 - (U16-1000/54.14)**

U16-1000/55.13

N

Rotorua District Council 2006. Facsimile 07 346 3143 Telephone 07 348 4199 email mail@rdc.govt.nz

U16-1000/54.14

U16-1000/56.14

300C1


All dimensions and levels should be verified by physical location on-site.

This data is derived from sources outside the control of Rotorua District Council and is for information only

U16-1000/55.15

**WATER SUPPLY SERVICES**  
**1:2000 @ A3 - (U16-1000/55.14)**

— Main



U16-1000/56.13



Rotorua District Council 2006. Facsimile 07 346 3143 Telephone 07 348 4199 email mail@rdc.govt.nz

U16-1000/55.14

U16-1000/57.14

300CI

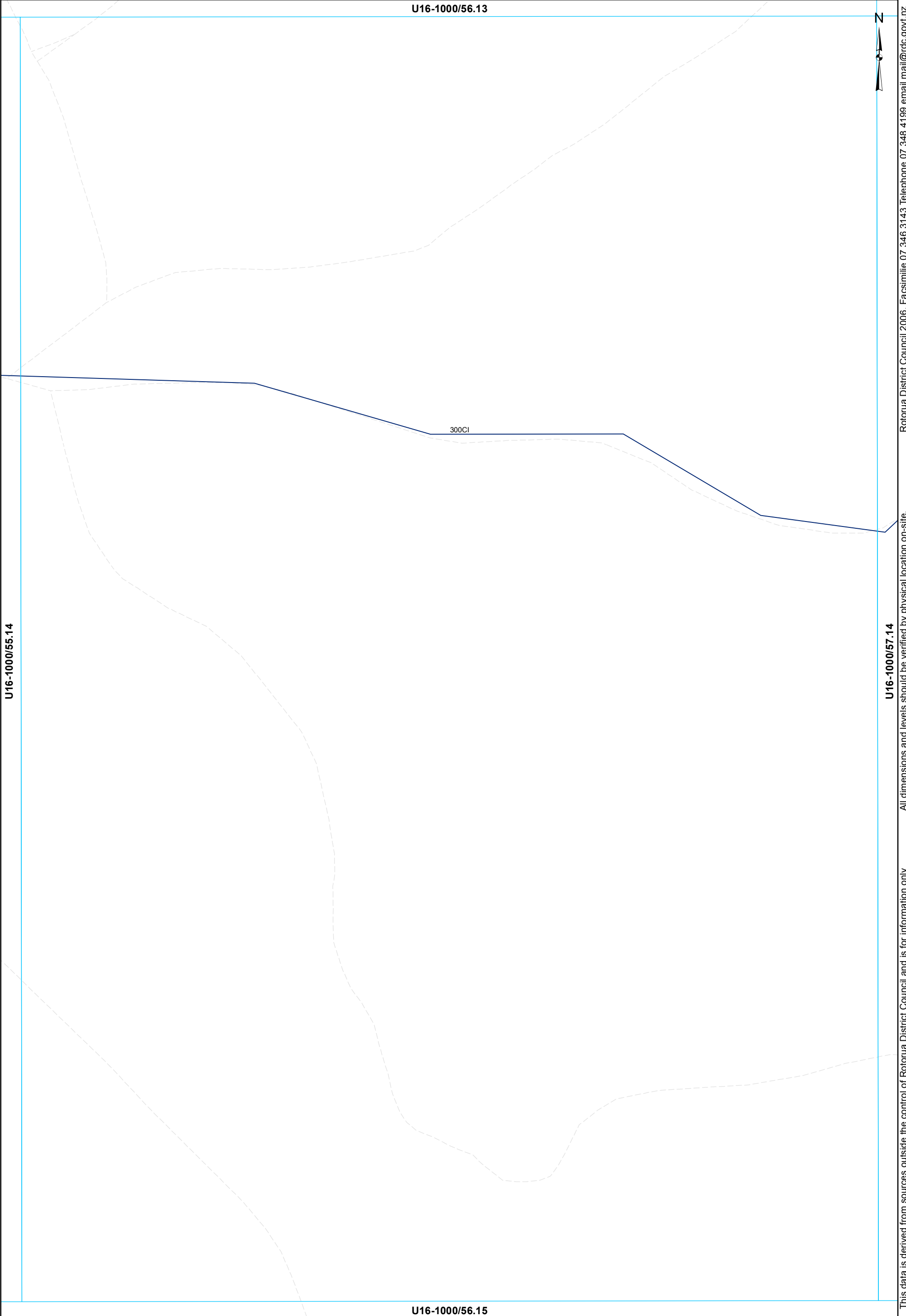
All dimensions and levels should be verified by physical location on-site.

This data is derived from sources outside the control of Rotorua District Council and is for information only

U16-1000/56.15

**WATER SUPPLY SERVICES  
1:2000 @ A3 - (U16-1000/56.14)**

— Main





U16-1000/57.13



U16-1000/56.14

U16-1000/58.14

385PE:100-13.6  
250ST-SWC

300CI

250ST

U16-1000/57.15

- ⊗ Valve
- ⊙ Meter Bulk
- WSServiceLine
- Main

**WATER SUPPLY SERVICES**  
**1:2000 @ A3 - (U16-1000/57.14)**

This data is derived from sources outside the control of Rotorua District Council and is for information only

Rotorua District Council 2006. Facsimile 07 346 3143 Telephone 07 348 4199 email mail@rdcc.govt.nz

U16-1000/58.13



359PE-100-13.6  
250ST-SWC

U16-1000/57.14

U16-1000/59.14

U16-1000/58.15

— Main

**WATER SUPPLY SERVICES**  
**1:2000 @ A3 - (U16-1000/58.14)**

This data is derived from sources outside the control of Rotorua District Council and is for information only

Rotorua District Council 2006. Facsimile 07 346 3143 Telephone 07 348 4199 email mail@rdcc.govt.nz