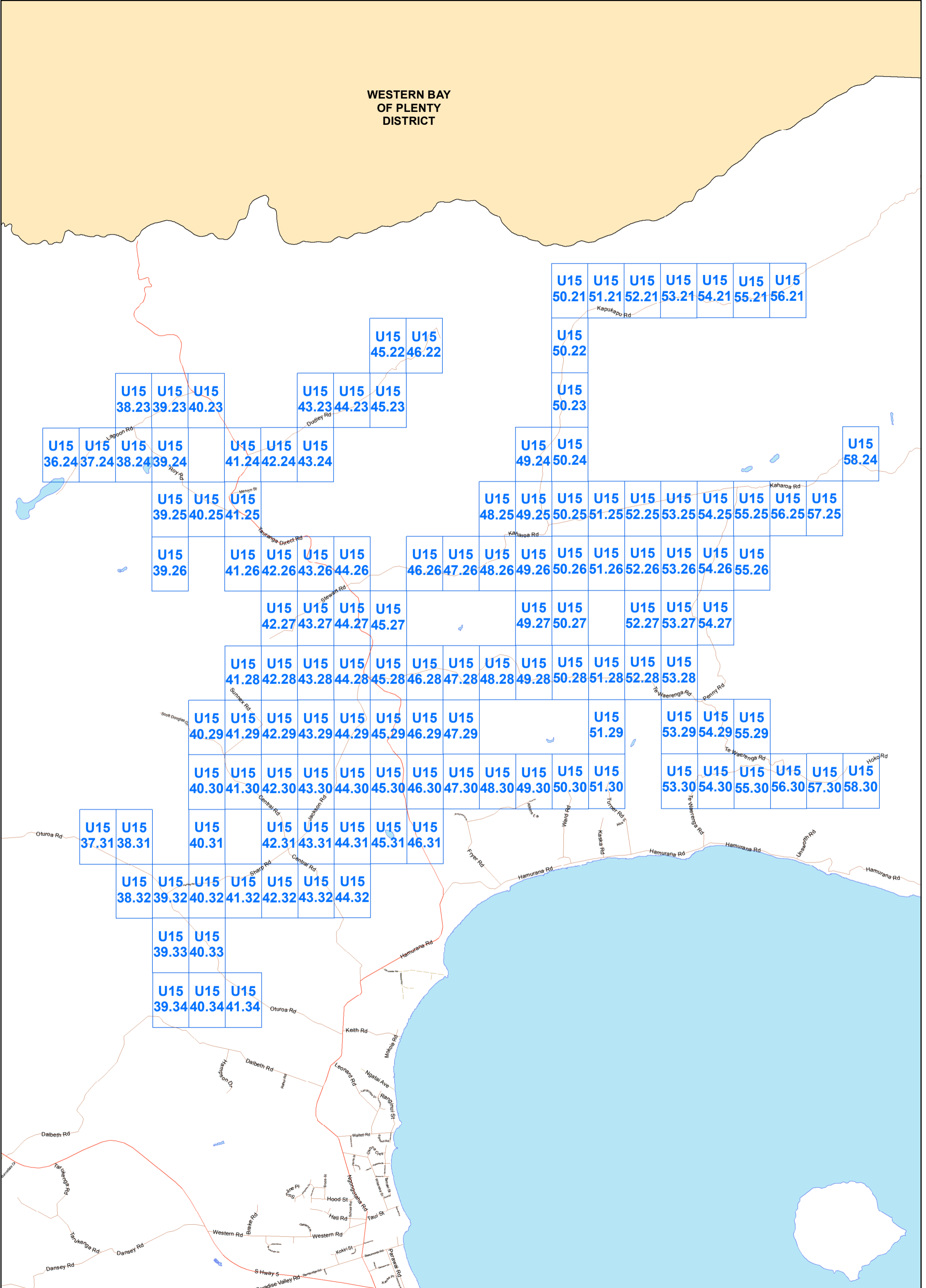



WESTERN BAY  
OF PLENTY  
DISTRICT





U15-1000/49.21

U15-1000/51.21

U15-1000/50.22


○ Toby    ○ Meter Consumer    — WSServiceLine  
 — Main

**WATER SUPPLY SERVICES**  
**1:2000 @ A3 - (U15-1000/50.21)**

This data is derived from sources outside the control of Rotorua District Council and is for information only

All dimensions and levels should be verified by physical location on-site.

Rotorua District Council 2006. Facsimile 07 346 3143 Telephone 07 348 4199 email mail@rdc.govt.nz



U15-1000/49.21

U15-1000/51.21

U15-1000/50.22

○ Toby   ○ Meter Consumer   — WSServiceLine  
 — Main

**WATER SUPPLY SERVICES**  
**1:2000 @ A3 - (U15-1000/50.21)**

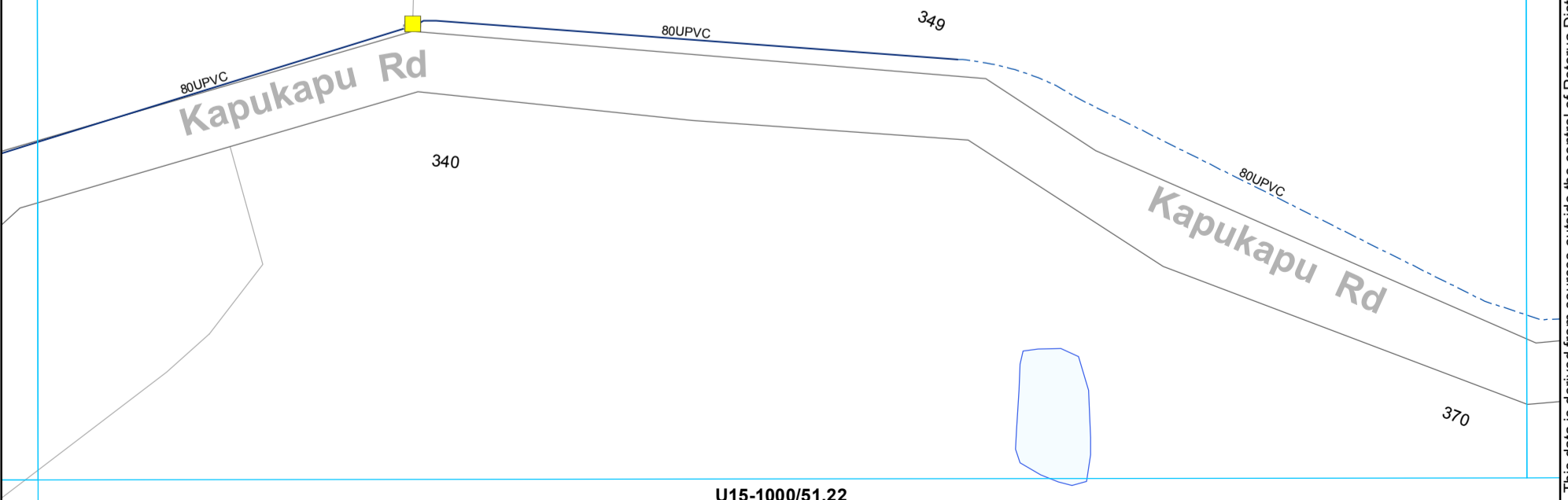
This data is derived from sources outside the control of Rotorua District Council and is for information only. All dimensions and levels should be verified by physical location on-site.

Rotorua District Council 2006. Facsimile 07 346 3143 Telephone 07 348 4199 email mail@rdc.govt.nz



U15-1000/50.21

U15-1000/52.21



- ⊗ Valve
- Miscellaneous
- Main
- - - Rider main

**WATER SUPPLY SERVICES**  
**1:2000 @ A3 - (U15-1000/51.21)**

This data is derived from sources outside the control of Rotorua District Council and is for information only

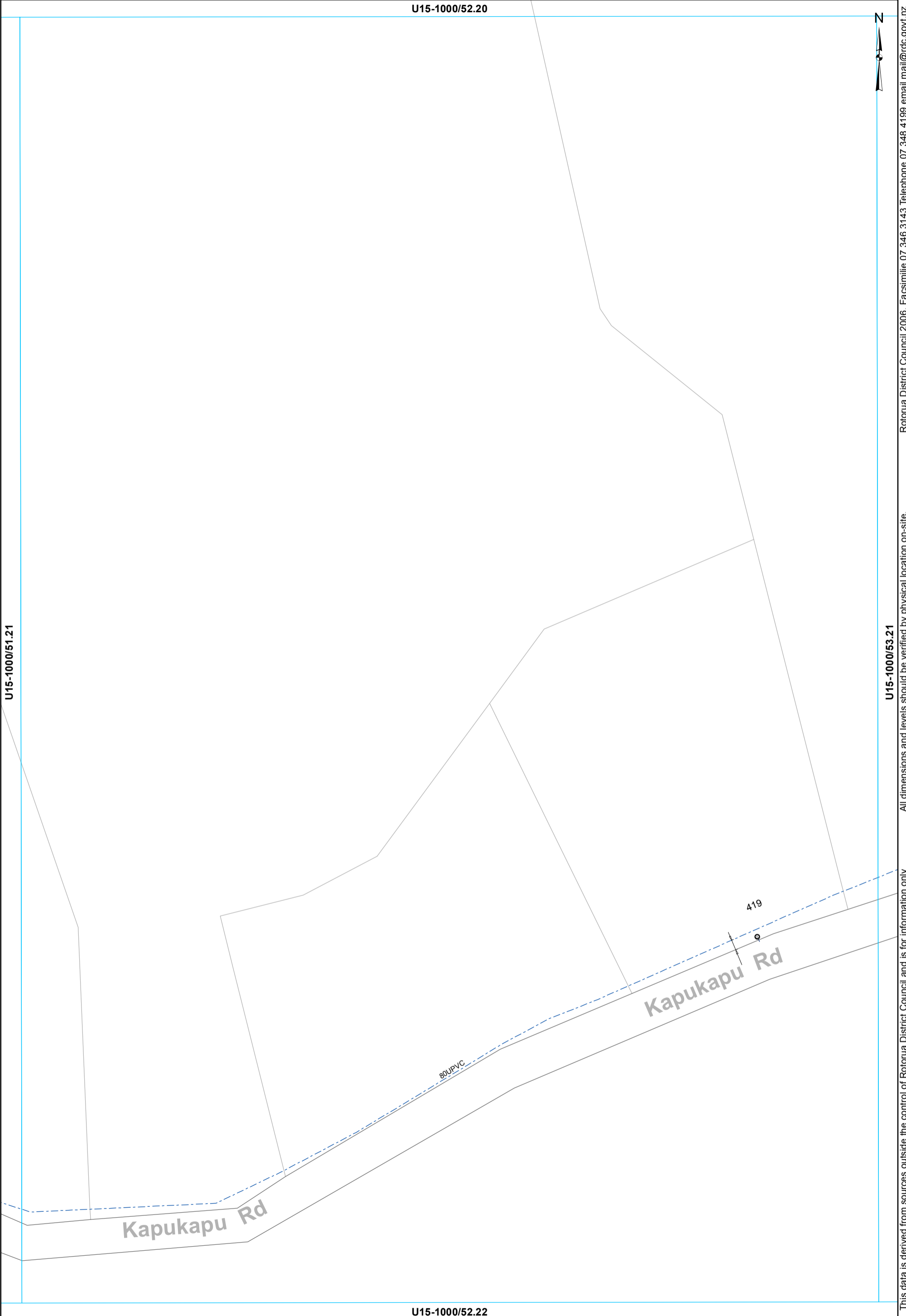
All dimensions and levels should be verified by physical location on-site. Rotorua District Council 2006. Facsimile 07 346 3143 Telephone 07 348 4199 email mail@rdc.govt.nz

U15-1000/52.20



U15-1000/51.21

U15-1000/53.21



All dimensions and levels should be verified by physical location on-site.

This data is derived from sources outside the control of Rotorua District Council and is for information only

Rotorua District Council 2006. Facsimile 07 346 3143 Telephone 07 348 4199 email mail@rdcc.govt.nz

- Toby
- ◊ Meter Consumer
- WSServiceLine
- - - Rider main

**WATER SUPPLY SERVICES**  
**1:2000 @ A3 - (U15-1000/52.21)**

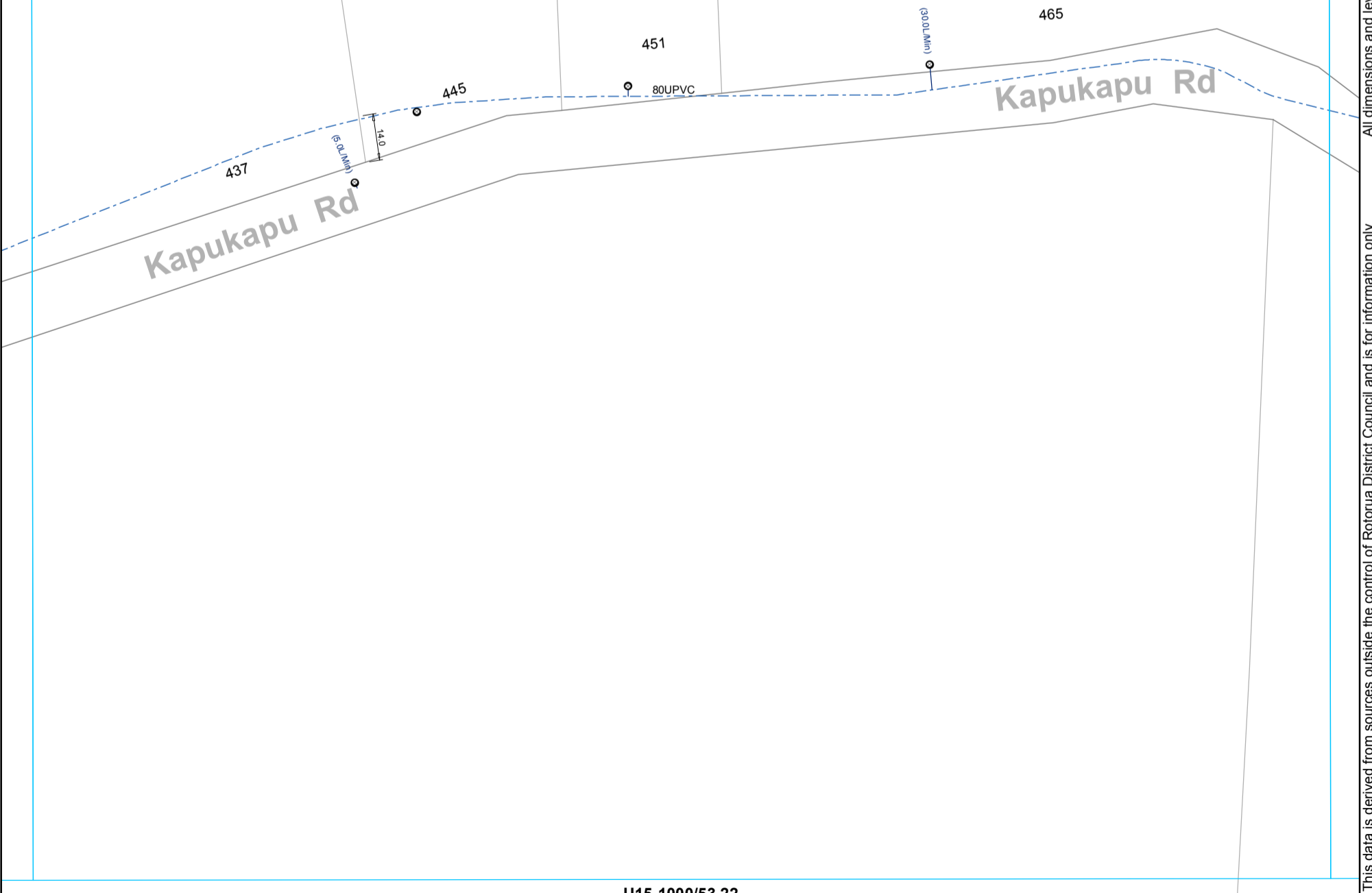
U15-1000/52.22

U15-1000/53.20



U15-1000/52.21

U15-1000/54.21



All dimensions and levels should be verified by physical location on-site.

This data is derived from sources outside the control of Rotorua District Council and is for information only

Rotorua District Council 2006. Facsimile 07 346 3143 Telephone 07 348 4199 email mail@rdcc.govt.nz

- Toby
- ◉ Meter Consumer
- WSServiceLine
- - - Rider main

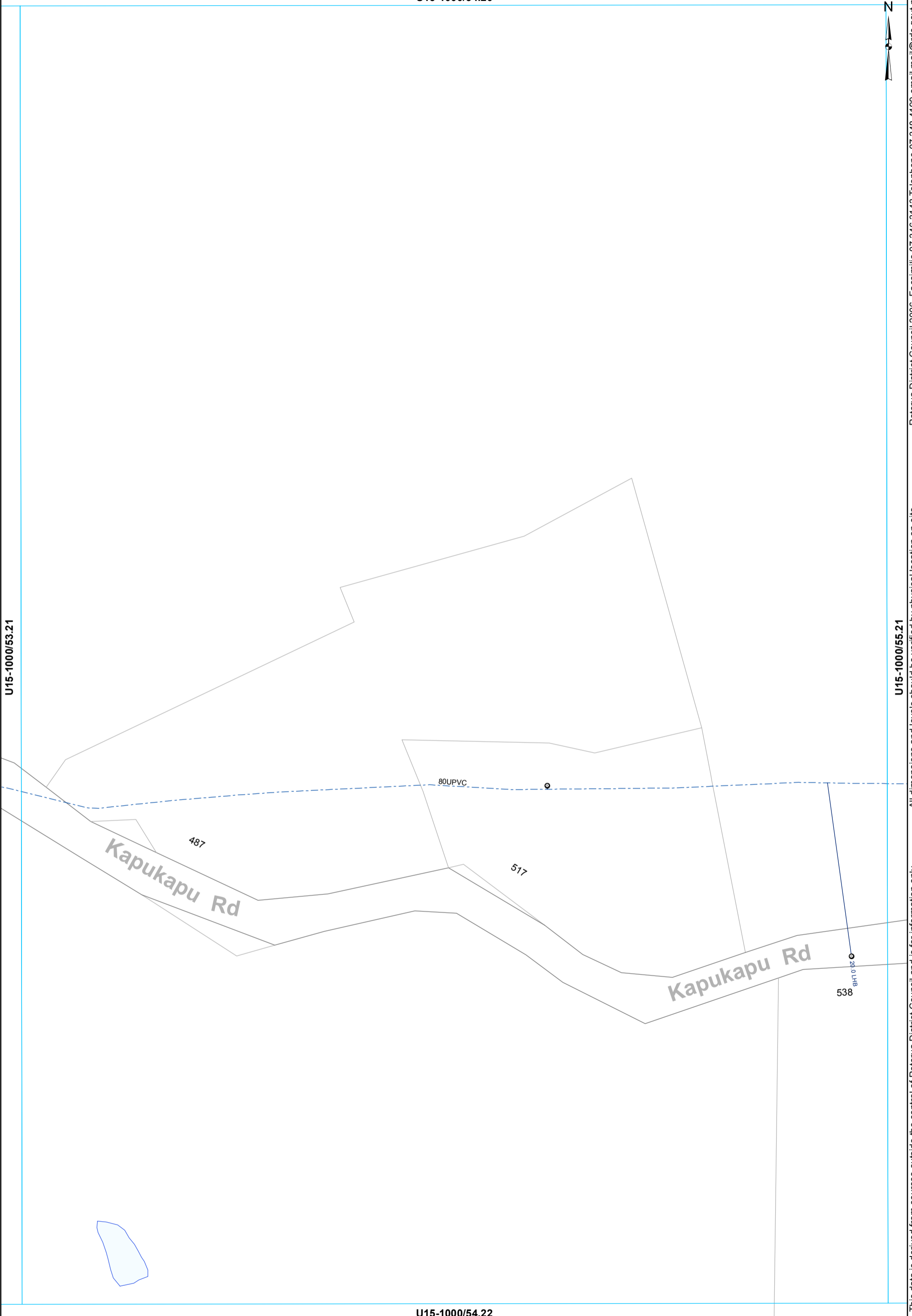
**WATER SUPPLY SERVICES**  
**1:2000 @ A3 - (U15-1000/53.21)**

U15-1000/54.20



U15-1000/53.21

U15-1000/55.21



This data is derived from sources outside the control of Rotorua District Council and is for information only. All dimensions and levels should be verified by physical location on-site.

Rotorua District Council 2006. Facsimile 07 346 3143 Telephone 07 348 4199 email mail@rdcc.govt.nz

- Toby
- ◉ Meter Consumer
- WServiceLine
- - - Rider main

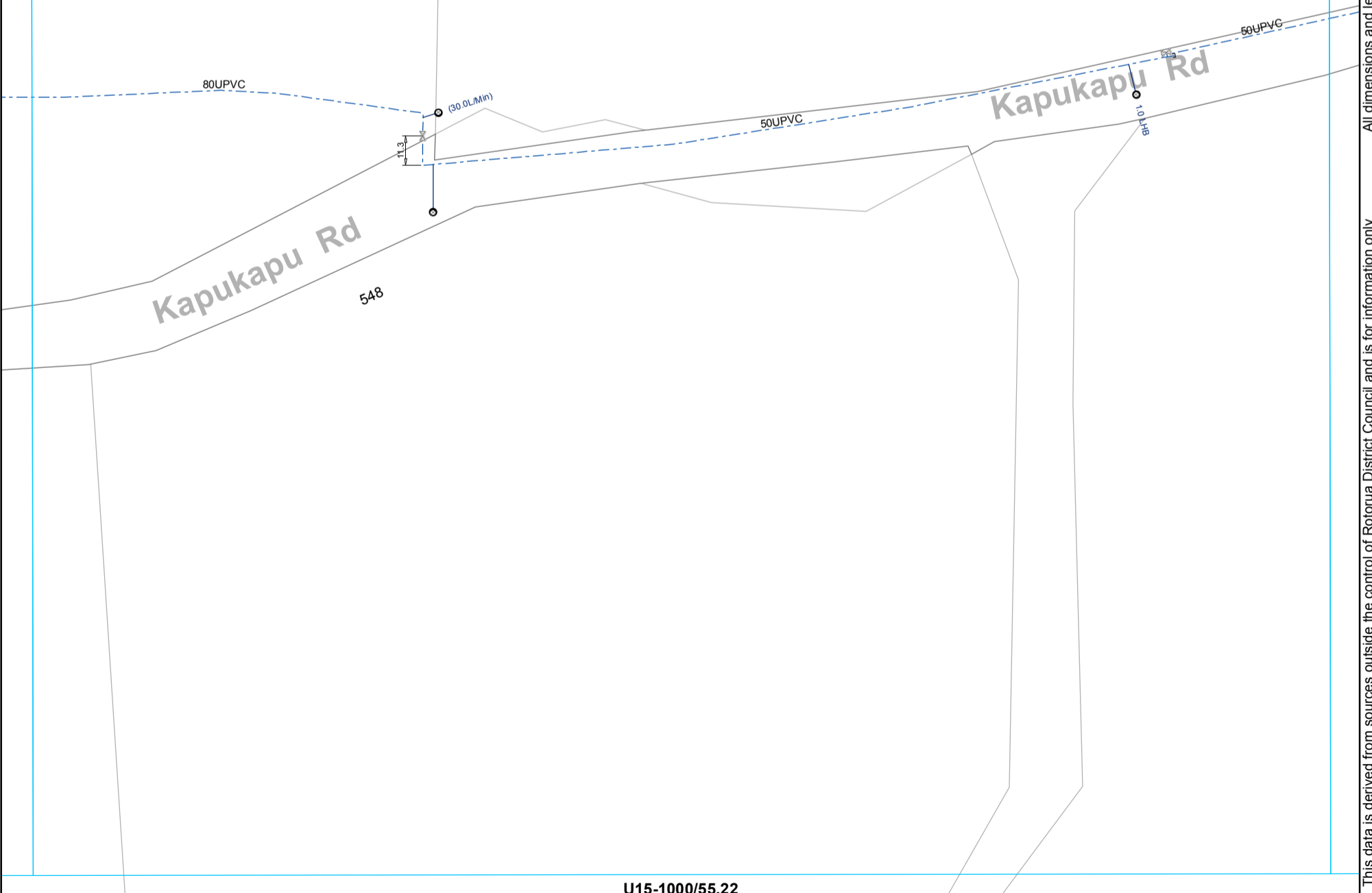
**WATER SUPPLY SERVICES**  
**1:2000 @ A3 - (U15-1000/54.21)**

U15-1000/55.20



U15-1000/54.21

U15-1000/56.21



All dimensions and levels should be verified by physical location on-site.

This data is derived from sources outside the control of Rotorua District Council and is for information only

Rotorua District Council 2006. Facsimile 07 346 3143 Telephone 07 348 4199 email mail@rdc.govt.nz

- ⊠ Valve
- Meter Consumer
- WSServiceLine
- Toby
- ⊠ Capped End
- - - Rider main

**WATER SUPPLY SERVICES**  
**1:2000 @ A3 - (U15-1000/55.21)**

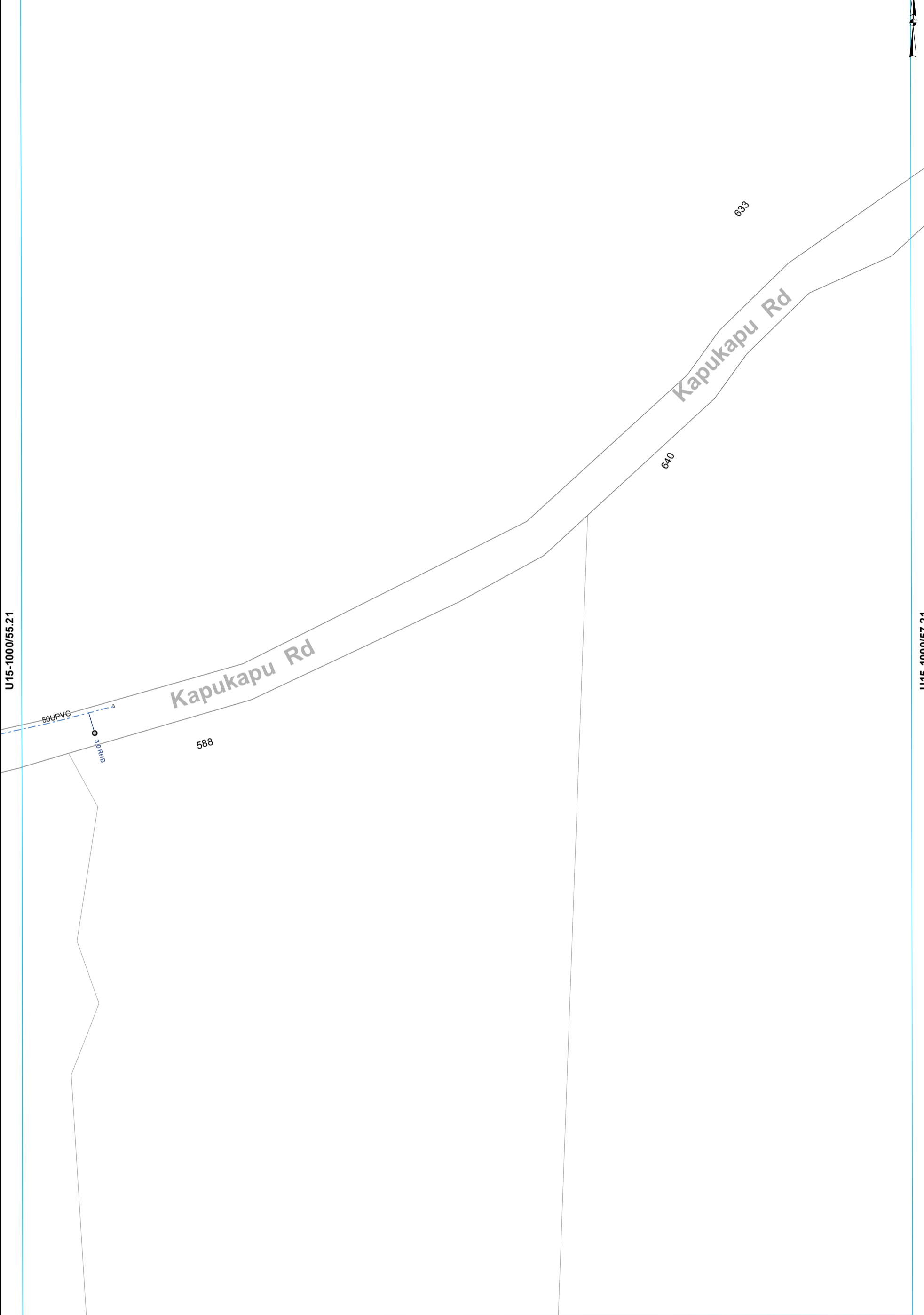


U15-1000/56.20



U15-1000/55.21

U15-1000/57.21



U15-1000/56.22

This data is derived from sources outside the control of Rotorua District Council and is for information only. All dimensions and levels should be verified by physical location on-site.

Rotorua District Council 2006. Facsimile 07 346 3143 Telephone 07 348 4199 email mail@rdc.govt.nz

- Toby
- ⊙ Meter Consumer
- ⌞ Capped End
- WSServiceLine
- - - Rider main

**WATER SUPPLY SERVICES**  
**1:2000 @ A3 - (U15-1000/56.21)**

U15-1000/45.21



U15-1000/44.22

U15-1000/46.22

All dimensions and levels should be verified by physical location on-site.

This data is derived from sources outside the control of Rotorua District Council and is for information only

U15-1000/45.23

247

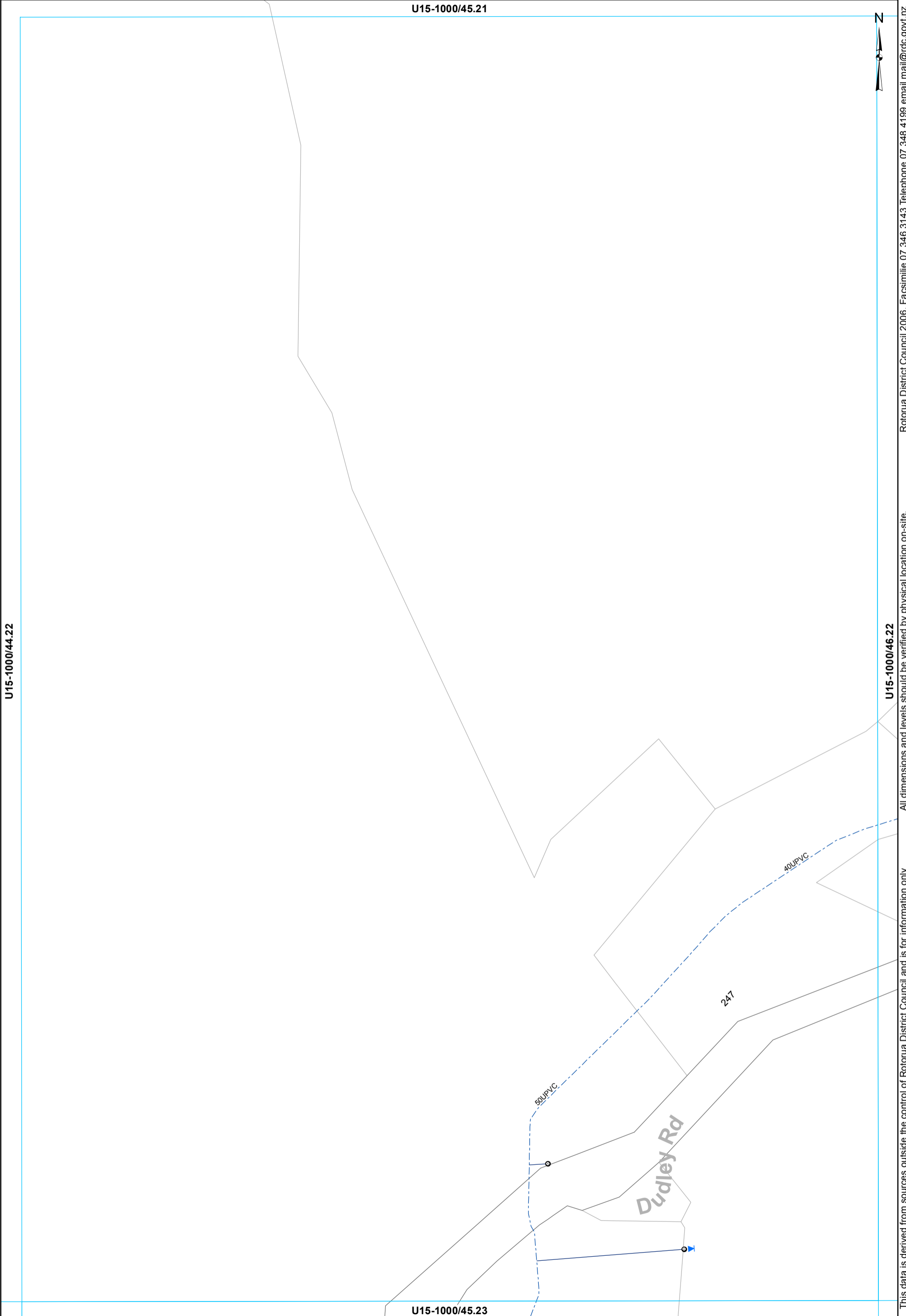
Dudley Rd

50UPVC

40UPVC

- Toby
- Meter Consumer
- WSServiceLine
- - - Rider main

**WATER SUPPLY SERVICES**  
**1:2000 @ A3 - (U15-1000/45.22)**

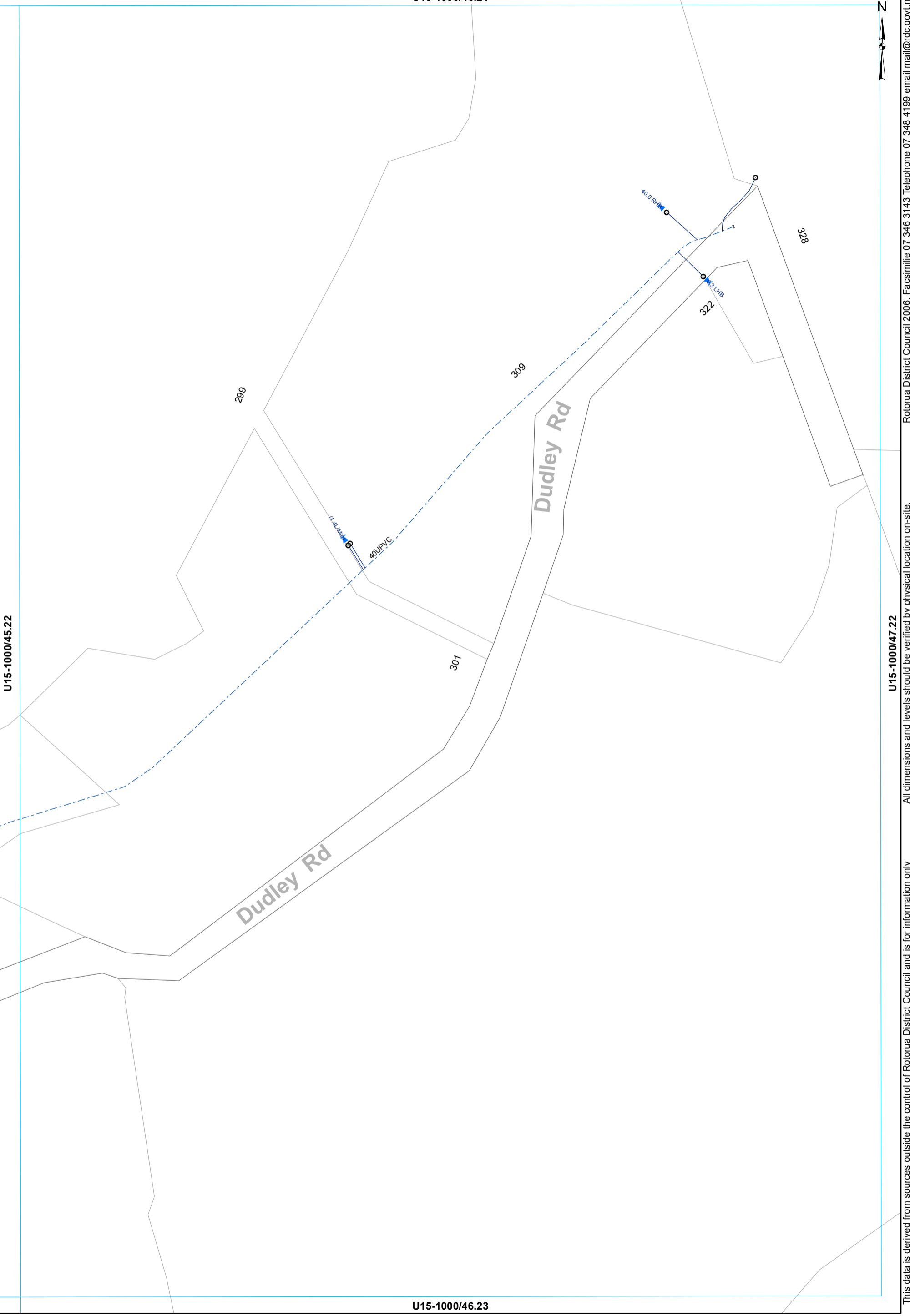


U15-1000/46.21



U15-1000/45.22

U15-1000/47.22



- Toby
- ⊙ Meter Consumer
- ◡ Capped End
- WSServiceLine
- - - Rider main

**WATER SUPPLY SERVICES**  
**1:2000 @ A3 - (U15-1000/46.22)**

This data is derived from sources outside the control of Rotorua District Council and is for information only

All dimensions and levels should be verified by physical location on-site.

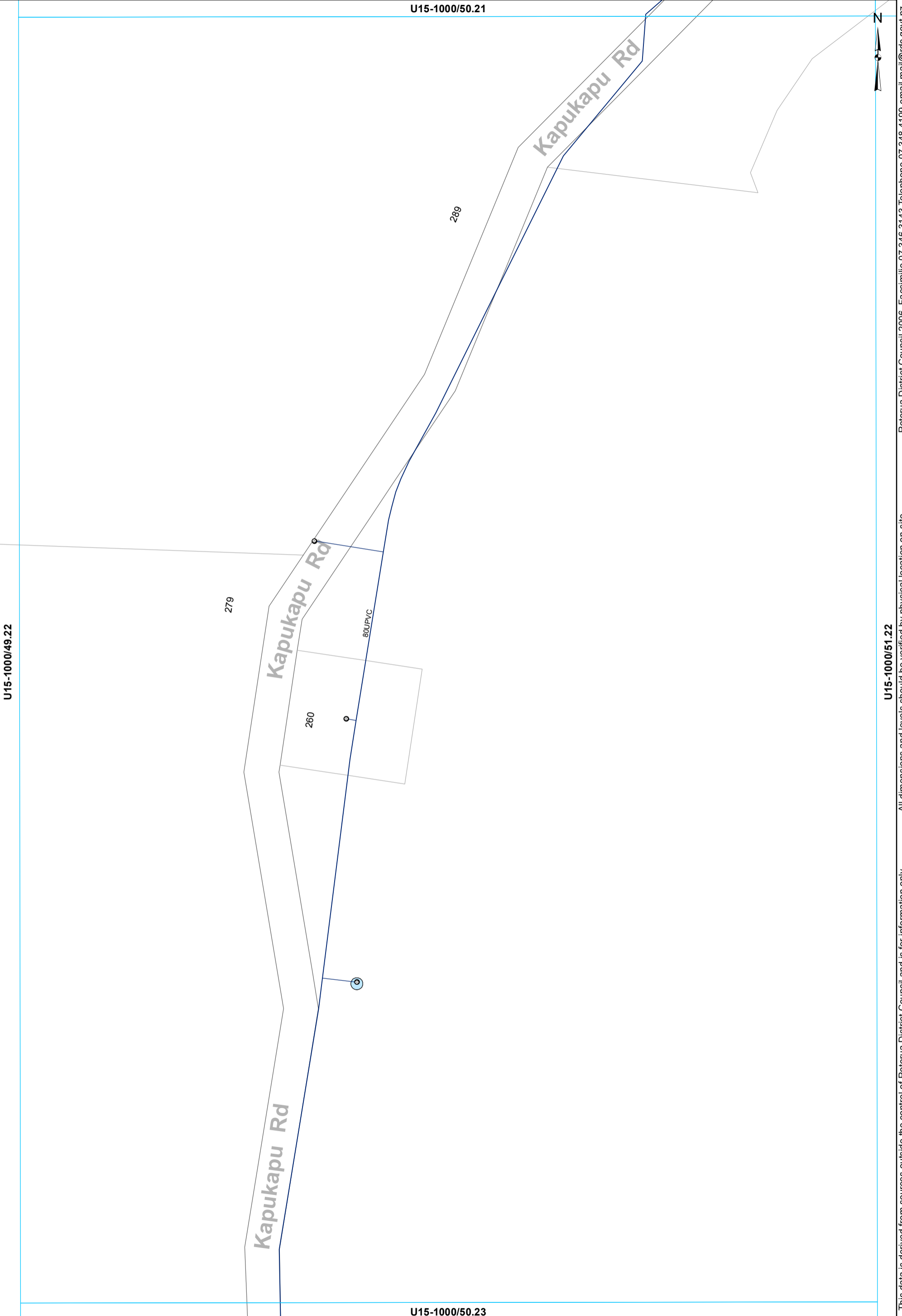
Rotorua District Council 2006. Facsimile 07 346 3143 Telephone 07 348 4199 email mail@rdc.govt.nz

U15-1000/50.21



U15-1000/49.22

U15-1000/51.22



- Toby
- Meter Consumer
- WSServiceLine
- Main

**WATER SUPPLY SERVICES**  
**1:2000 @ A3 - (U15-1000/50.22)**

This data is derived from sources outside the control of Rotorua District Council and is for information only

All dimensions and levels should be verified by physical location on-site. Rotorua District Council 2006. Facsimile 07 346 3143 Telephone 07 348 4199 email mail@rdc.govt.nz

U15-1000/38.22



U15-1000/37.23

U15-1000/39.23

All dimensions and levels should be verified by physical location on-site.

This data is derived from sources outside the control of Rotorua District Council and is for information only

Rotorua District Council 2006. Facsimile 07 346 3143 Telephone 07 348 4199 email mail@rdc.govt.nz

- WSServiceLine
- Main
- - - Rider main

U15-1000/38.24

Lagoon Rd (Unformed)

100PVC

80PVC

**WATER SUPPLY SERVICES**  
**1:2000 @ A3 - (U15-1000/38.23)**

U15-1000/39.22



Tauranga Direct Rd

Lagoon Rd (Unformed)

Lagoon Rd (Unformed)

50UPVC

154.4

U15-1000/38.23

U15-1000/40.23

U15-1000/39.24

This data is derived from sources outside the control of Rotorua District Council and is for information only. All dimensions and levels should be verified by physical location on-site.

Rotorua District Council 2006. Facsimile 07 346 3143 Telephone 07 348 4199 email mail@rdcc.govt.nz

- Toby
- Meter Consumer
- WServiceLine
- - - Rider main

**WATER SUPPLY SERVICES**  
**1:2000 @ A3 - (U15-1000/39.23)**

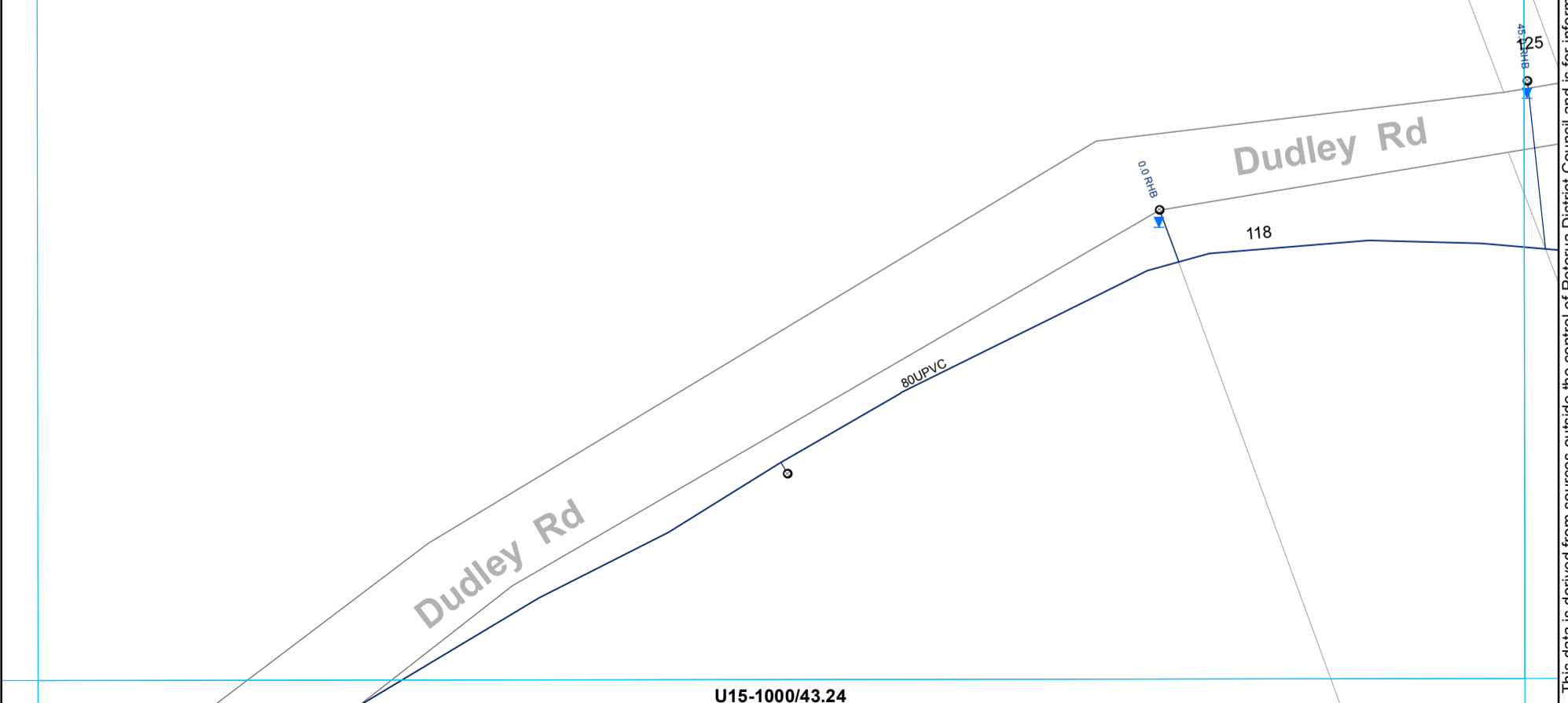


U15-1000/43.22



U15-1000/42.23

U15-1000/44.23



This data is derived from sources outside the control of Rotorua District Council and is for information only. All dimensions and levels should be verified by physical location on-site.

Rotorua District Council 2006. Facsimile 07 346 3143 Telephone 07 348 4199 email mail@rdc.govt.nz

○ Toby    ○ Meter Consumer    — WSServiceLine  
    — Main

**WATER SUPPLY SERVICES**  
**1:2000 @ A3 - (U15-1000/43.23)**

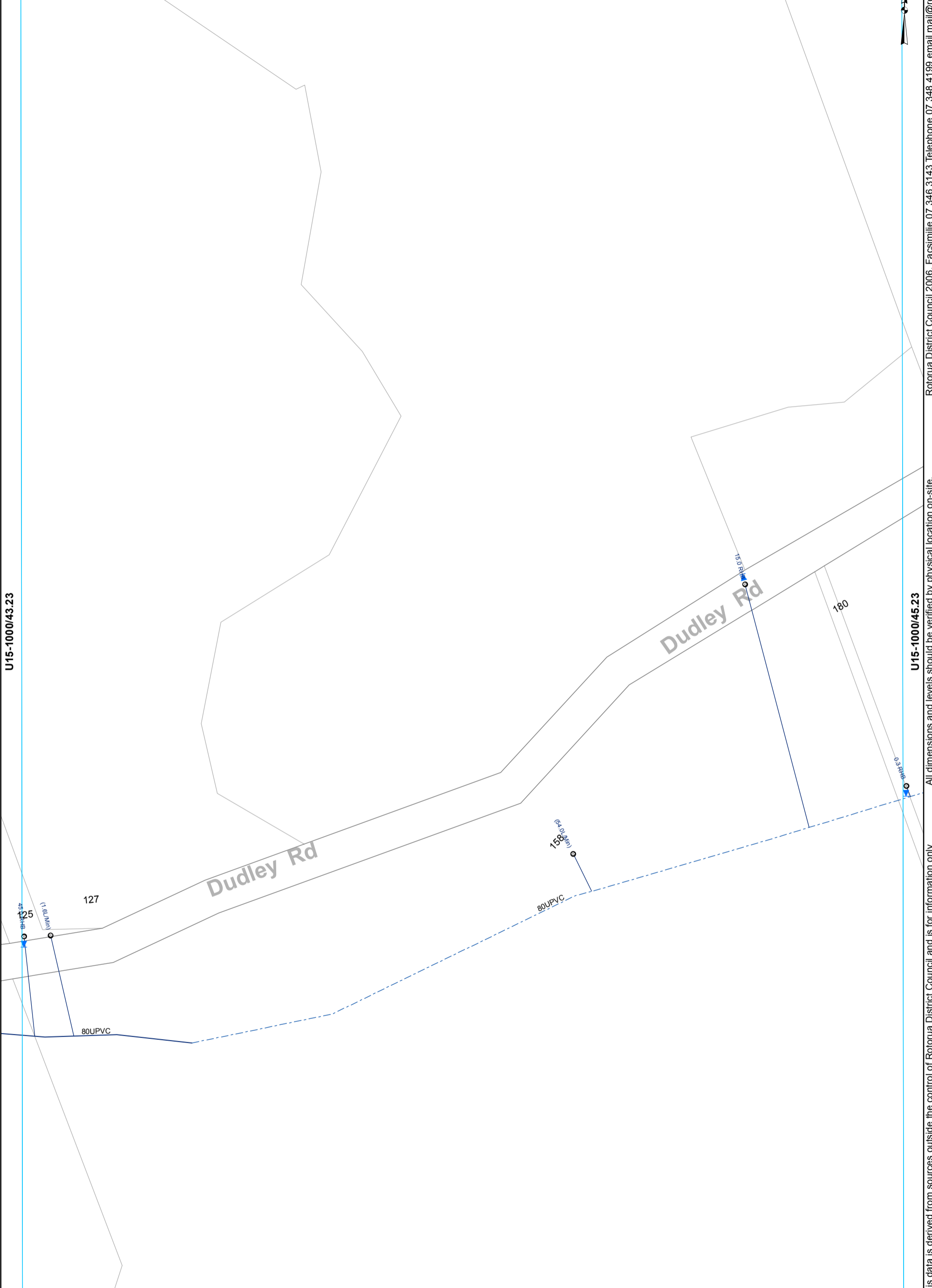


U15-1000/44.22



U15-1000/43.23

U15-1000/45.23

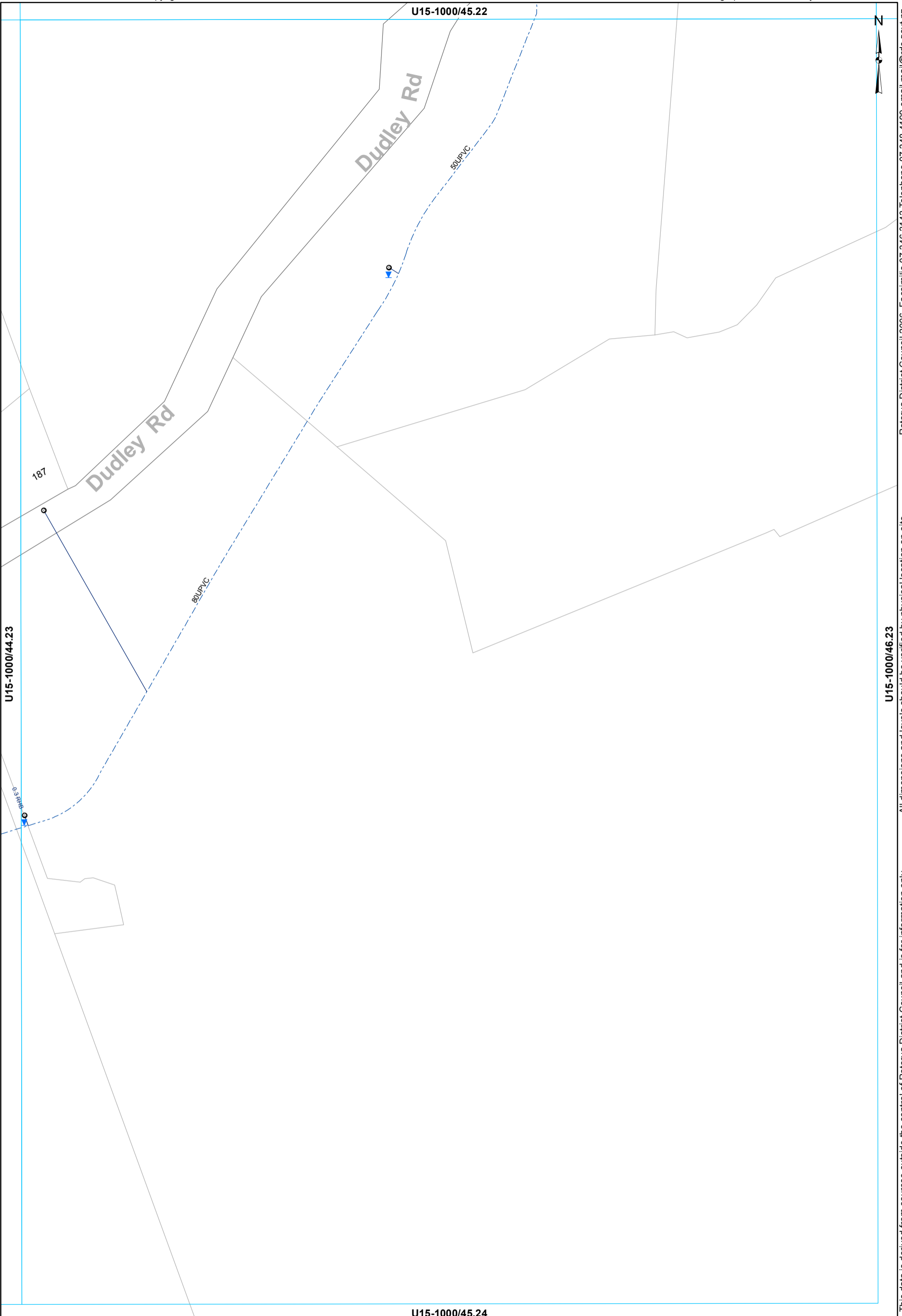


This data is derived from sources outside the control of Rotorua District Council and is for information only. All dimensions and levels should be verified by physical location on-site.

Rotorua District Council 2006. Facsimile 07 346 3143 Telephone 07 348 4199 email mail@rdc.govt.nz

- Toby
- ⊙ Meter Consumer
- WSServiceLine
- Main
- - - Rider main

**WATER SUPPLY SERVICES**  
**1:2000 @ A3 - (U15-1000/44.23)**



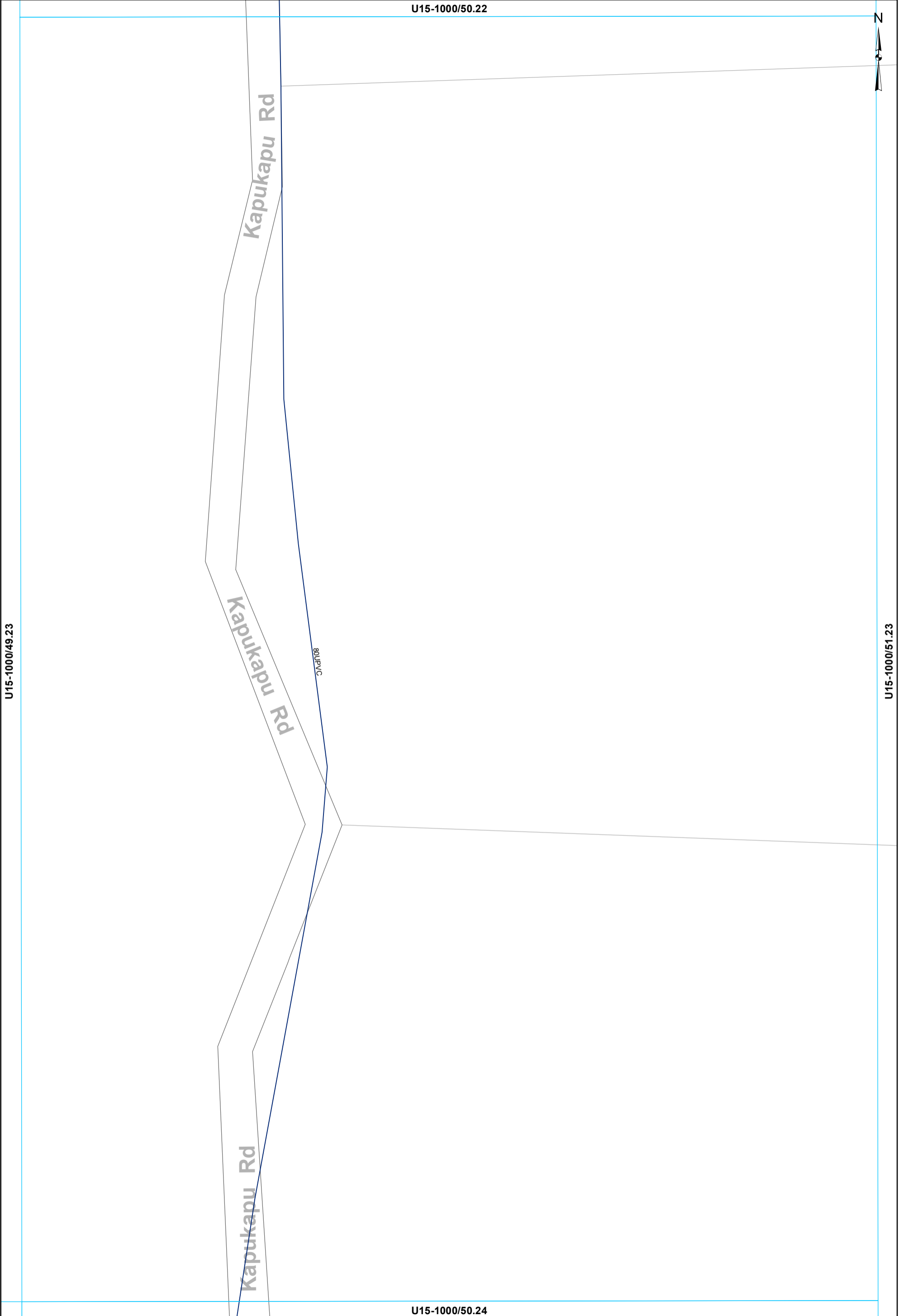
- Toby
- Meter Consumer
- WSServiceLine
- - - Rider main

**WATER SUPPLY SERVICES**  
**1:2000 @ A3 - (U15-1000/45.23)**

This data is derived from sources outside the control of Rotorua District Council and is for information only

U15-1000/46.23

Rotorua District Council 2006. Facsimile 07 346 3143 Telephone 07 348 4199 email mail@rdc.govt.nz



— Main

**WATER SUPPLY SERVICES**  
**1:2000 @ A3 - (U15-1000/50.23)**

This data is derived from sources outside the control of Rotorua District Council and is for information only

U15-1000/51.23

All dimensions and levels should be verified by physical location on-site.

Rotorua District Council 2006. Facsimile 07 346 3143 Telephone 07 348 4199 email mail@rdc.govt.nz

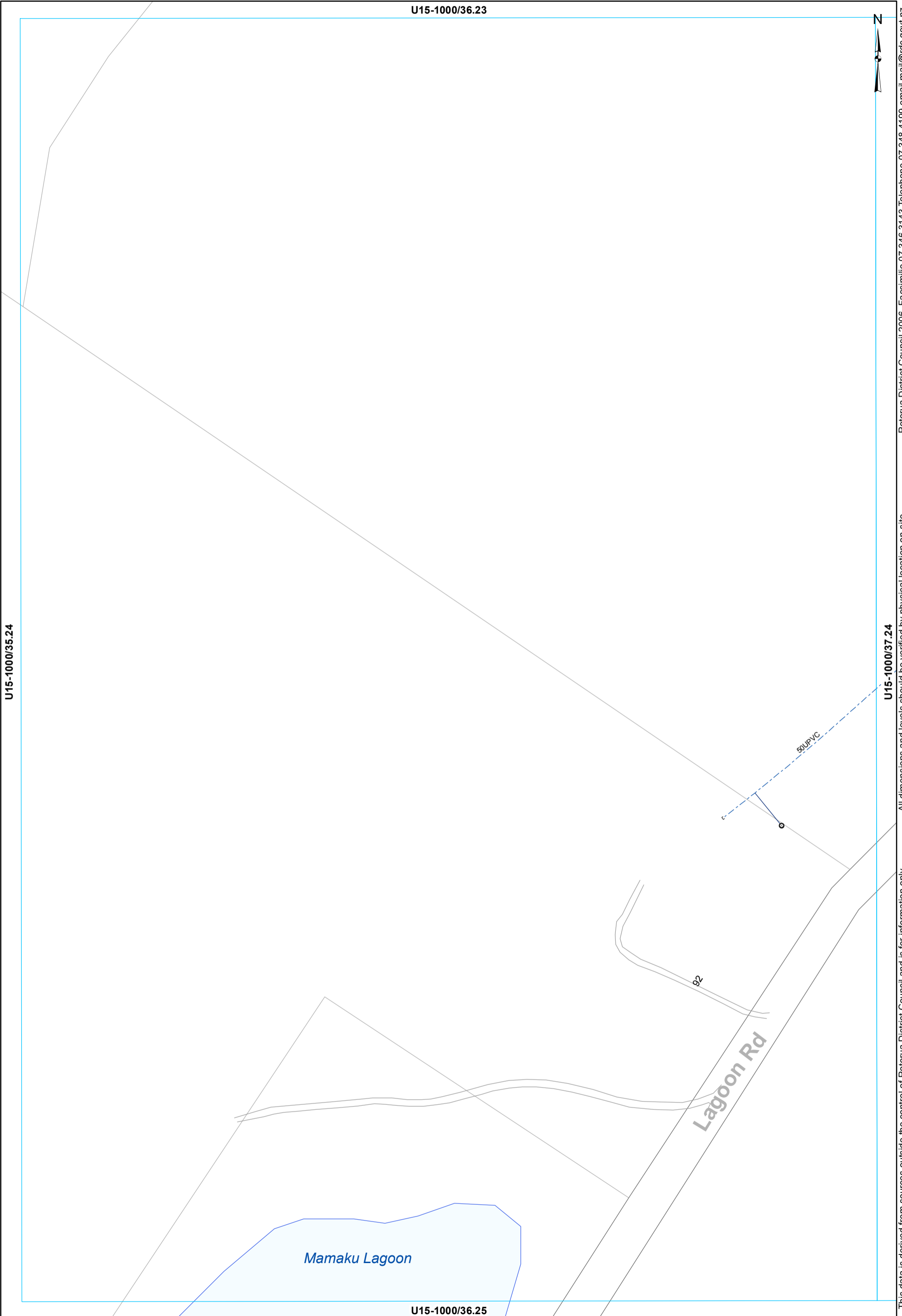
U15-1000/36.23



U15-1000/35.24

U15-1000/37.24

U15-1000/36.25



- Toby
- ⊙ Meter Consumer
- ◡ Capped End
- WSServiceLine
- - - Rider main

**WATER SUPPLY SERVICES**  
**1:2000 @ A3 - (U15-1000/36.24)**

This data is derived from sources outside the control of Rotorua District Council and is for information only

Rotorua District Council 2006. Facsimile 07 346 3143 Telephone 07 348 4199 email mail@rdc.govt.nz

U15-1000/37.23



26

Lagoon Rd

44 80UPVC

10 PP

Lagoon Rd

63

0.5 RHB  
65 5 1/2 B

U15-1000/36.24

U15-1000/38.24

U15-1000/37.25

- Toby
- Meter Consumer
- WSServiceLine
- - - Rider main

**WATER SUPPLY SERVICES**  
**1:2000 @ A3 - (U15-1000/37.24)**

This data is derived from sources outside the control of Rotorua District Council and is for information only

Rotorua District Council 2006. Facsimile 07 346 3143 Telephone 07 348 4199 email mail@rdc.govt.nz



This data is derived from sources outside the control of Rotorua District Council and is for information only. All dimensions and levels should be verified by physical location on-site. Rotorua District Council 2006. Facsimile 07 346 3143 Telephone 07 348 4199 email mail@rdcc.govt.nz

- Toby
- ◉ Meter Consumer
- WSServiceLine
- Main
- - - Rider main

**WATER SUPPLY SERVICES**  
1:2000 @ A3 - (U15-1000/38.24)

U15-1000/39.23

N

Rotorua District Council 2006. Facsimile 07 346 3143 Telephone 07 348 4199 email mail@rdcc.govt.nz

U15-1000/38.24

U15-1000/40.24

Roy Rd

Roy Rd

1000000

113

U15-1000/39.25

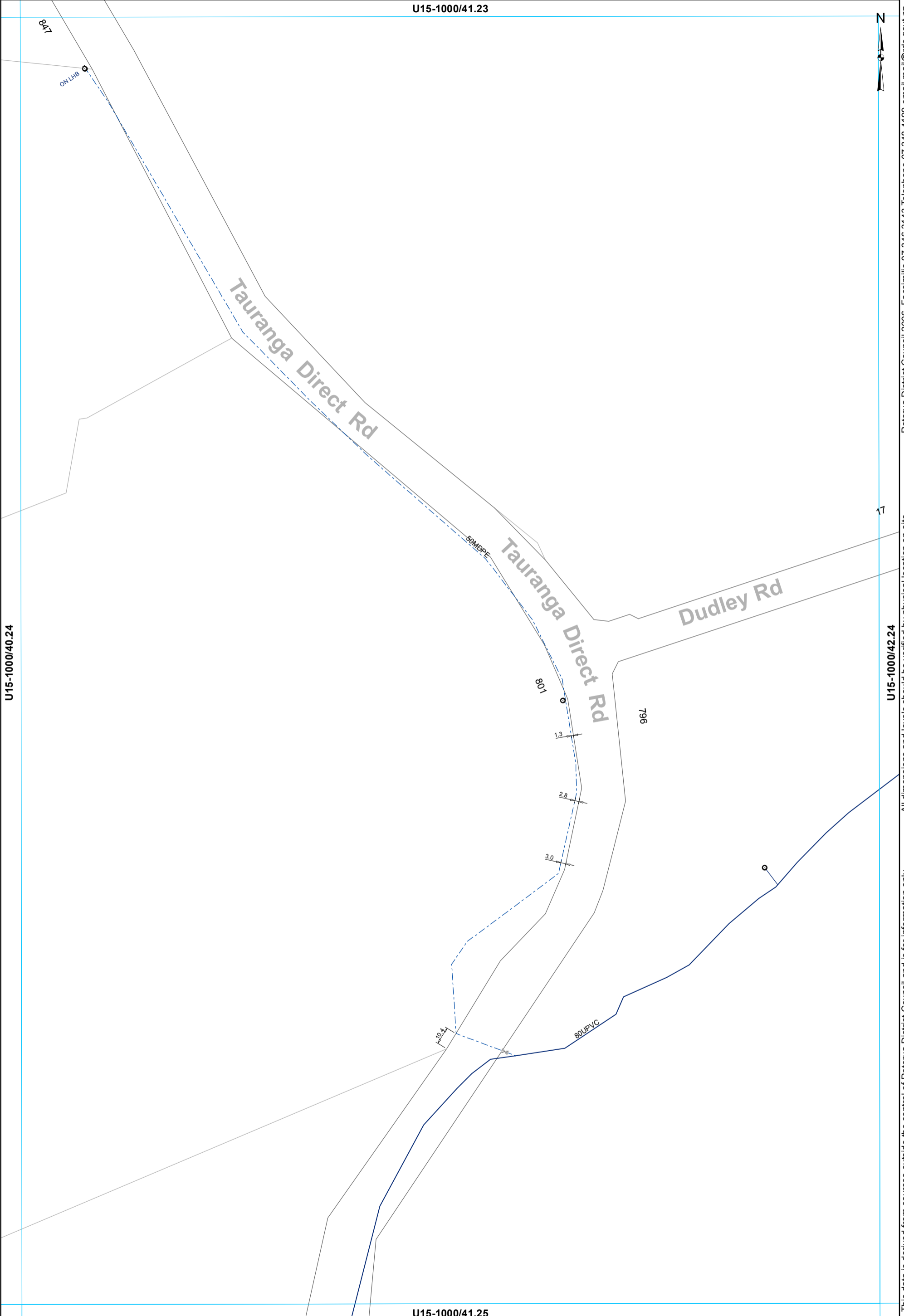
This data is derived from sources outside the control of Rotorua District Council and is for information only

All dimensions and levels should be verified by physical location on-site.

— Main

**WATER SUPPLY SERVICES**  
**1:2000 @ A3 - (U15-1000/39.24)**

U15-1000/41.23



U15-1000/40.24

17

U15-1000/42.24

U15-1000/41.25

- ⊗ Valve
- Meter Consumer
- WSServiceLine
- Toby
- ⌞ Capped End
- Main
- - - Rider main

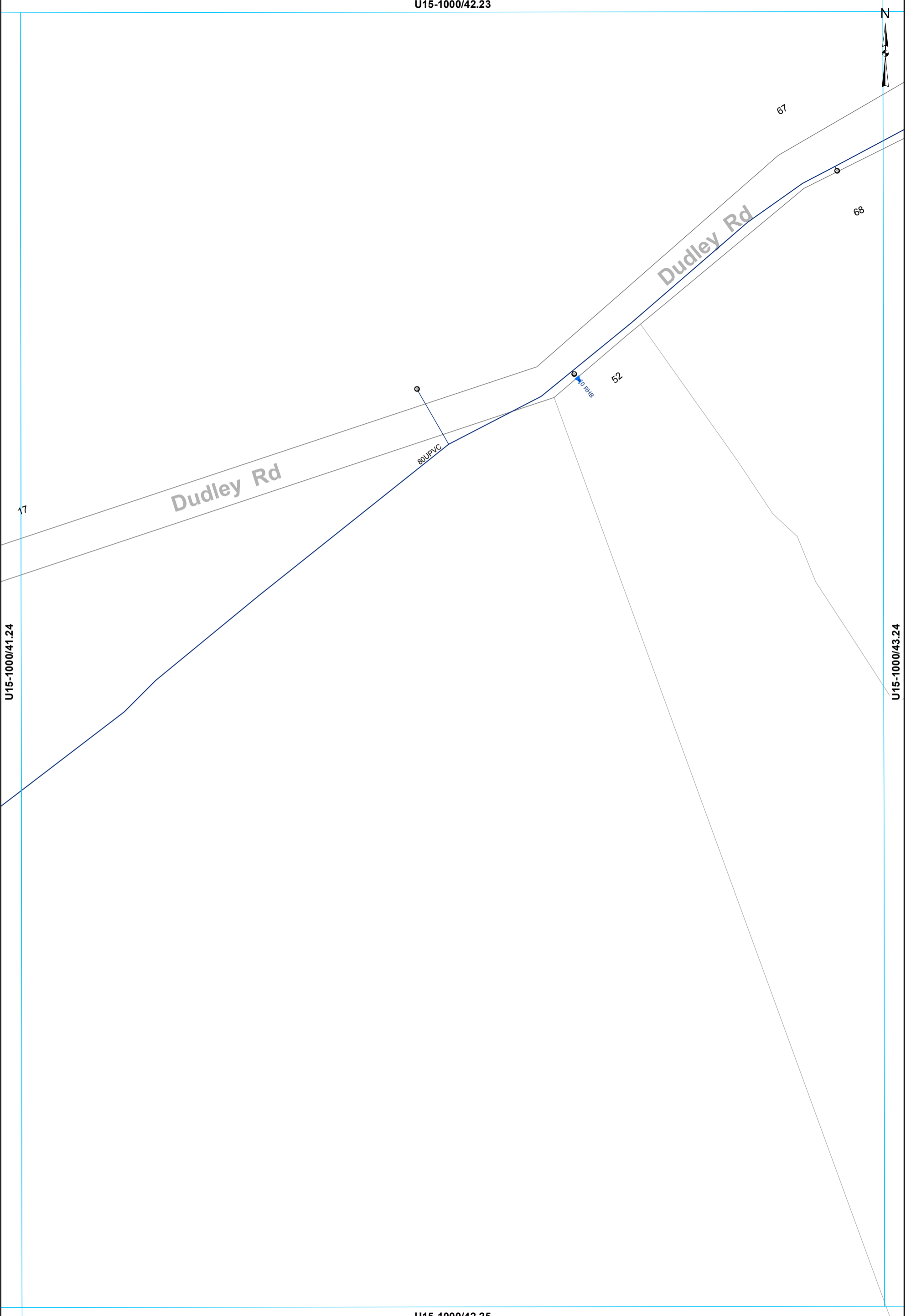
**WATER SUPPLY SERVICES**  
**1:2000 @ A3 - (U15-1000/41.24)**

This data is derived from sources outside the control of Rotorua District Council and is for information only. All dimensions and levels should be verified by physical location on-site.

Rotorua District Council 2006. Facsimile 07 346 3143 Telephone 07 348 4199 email mail@rdcc.govt.nz



U15-1000/42.23



This data is derived from sources outside the control of Rotorua District Council and is for information only. Rotorua District Council 2006. Facsimile 07 346 3143 Telephone 07 348 4199 email mail@rdcc.govt.nz

- Toby
- ◉ Meter Consumer
- WSServiceLine
- Main

**WATER SUPPLY SERVICES**  
**1:2000 @ A3 - (U15-1000/42.24)**

U15-1000/43.23



Dudley Rd

7A

8A

U15-1000/42.24

U15-1000/44.24

U15-1000/43.25

- Toby
- Meter Consumer
- WSServiceLine
- Main

**WATER SUPPLY SERVICES**  
**1:2000 @ A3 - (U15-1000/43.24)**

This data is derived from sources outside the control of Rotorua District Council and is for information only

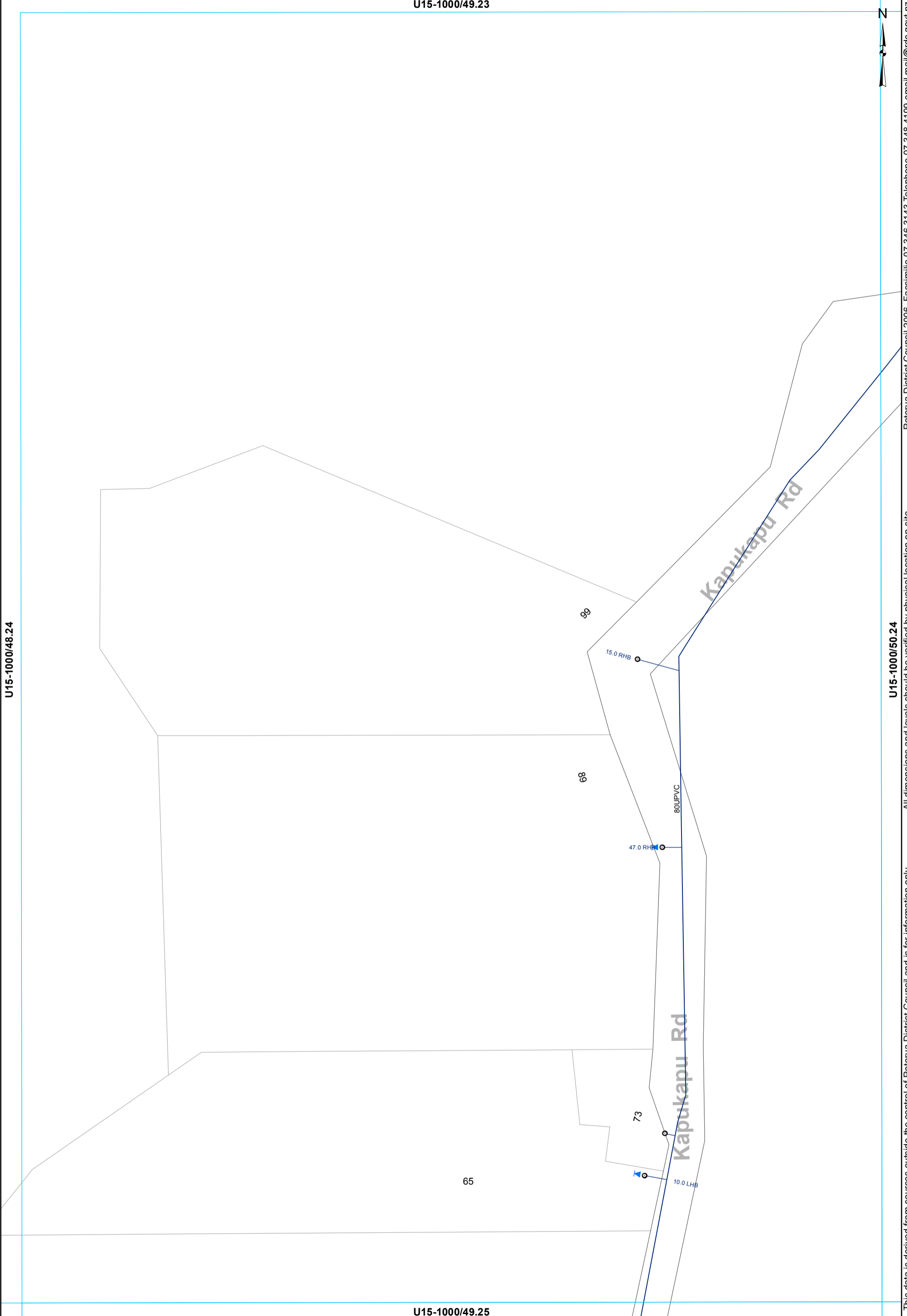
Rotorua District Council 2006. Facsimile 07 346 3143 Telephone 07 348 4199 email mail@rdcc.govt.nz

U15-1000/49.23



U15-1000/48.24

U15-1000/50.24



This data is derived from sources outside the control of Rotorua District Council and is for information only. All dimensions and levels should be verified by physical location on-site.

Rotorua District Council 2006. Facsimile 07 346 3143 Telephone 07 348 4199 email mail@rdc.govt.nz

○ Toby    ○ Meter Consumer    — WSServiceLine  
 — Main

**WATER SUPPLY SERVICES**  
**1:2000 @ A3 - (U15-1000/49.24)**

U15-1000/50.23




U15-1000/49.24

U15-1000/51.24

Kapukapu Rd

80UPVC



- Toby
- Meter Consumer
- WSServiceLine
- Main

**WATER SUPPLY SERVICES**  
**1:2000 @ A3 - (U15-1000/50.24)**

This data is derived from sources outside the control of Rotorua District Council and is for information only

Rotorua District Council 2006. Facsimile 07 346 3143 Telephone 07 348 4199 email mail@rdcc.govt.nz

U15-1000/58.23



U15-1000/57.24

U15-1000/59.24

Kaharoa Rd

40UPVC

150.0L/Min

Kaharoa Rd

40UPVC

818

804

U15-1000/58.25

- Toby
- Meter Consumer
- WSServiceLine
- - - Rider main

**WATER SUPPLY SERVICES**  
**1:2000 @ A3 - (U15-1000/58.24)**

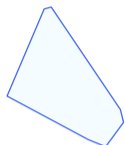
This data is derived from sources outside the control of Rotorua District Council and is for information only

All dimensions and levels should be verified by physical location on-site.  
Rotorua District Council 2006. Facsimile 07 346 3143 Telephone 07 348 4199 email mail@rdc.govt.nz

U15-1000/39.24



100UPVC Roy Rd



U15-1000/38.25

U15-1000/40.25

U15-1000/39.26

This data is derived from sources outside the control of Rotorua District Council and is for information only. All dimensions and levels should be verified by physical location on-site.

Rotorua District Council 2006. Facsimile 07 346 3143 Telephone 07 348 4199 email mail@rdc.govt.nz

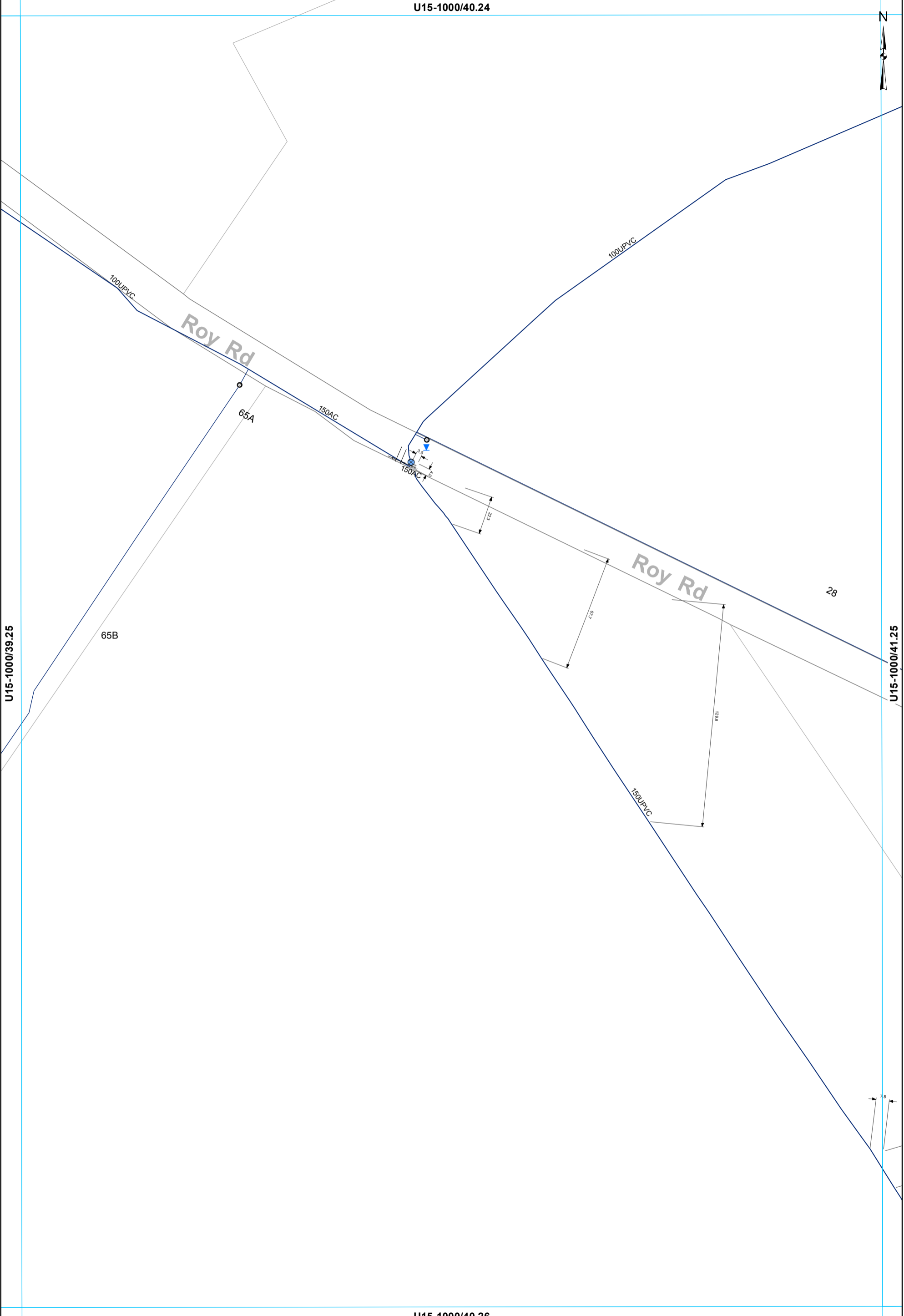
— WServiceLine  
— Main

**WATER SUPPLY SERVICES**  
**1:2000 @ A3 - (U15-1000/39.25)**

U15-1000/40.24



Rotorua District Council 2006. Facsimile 07 346 3143 Telephone 07 348 4199 email mail@rdc.govt.nz



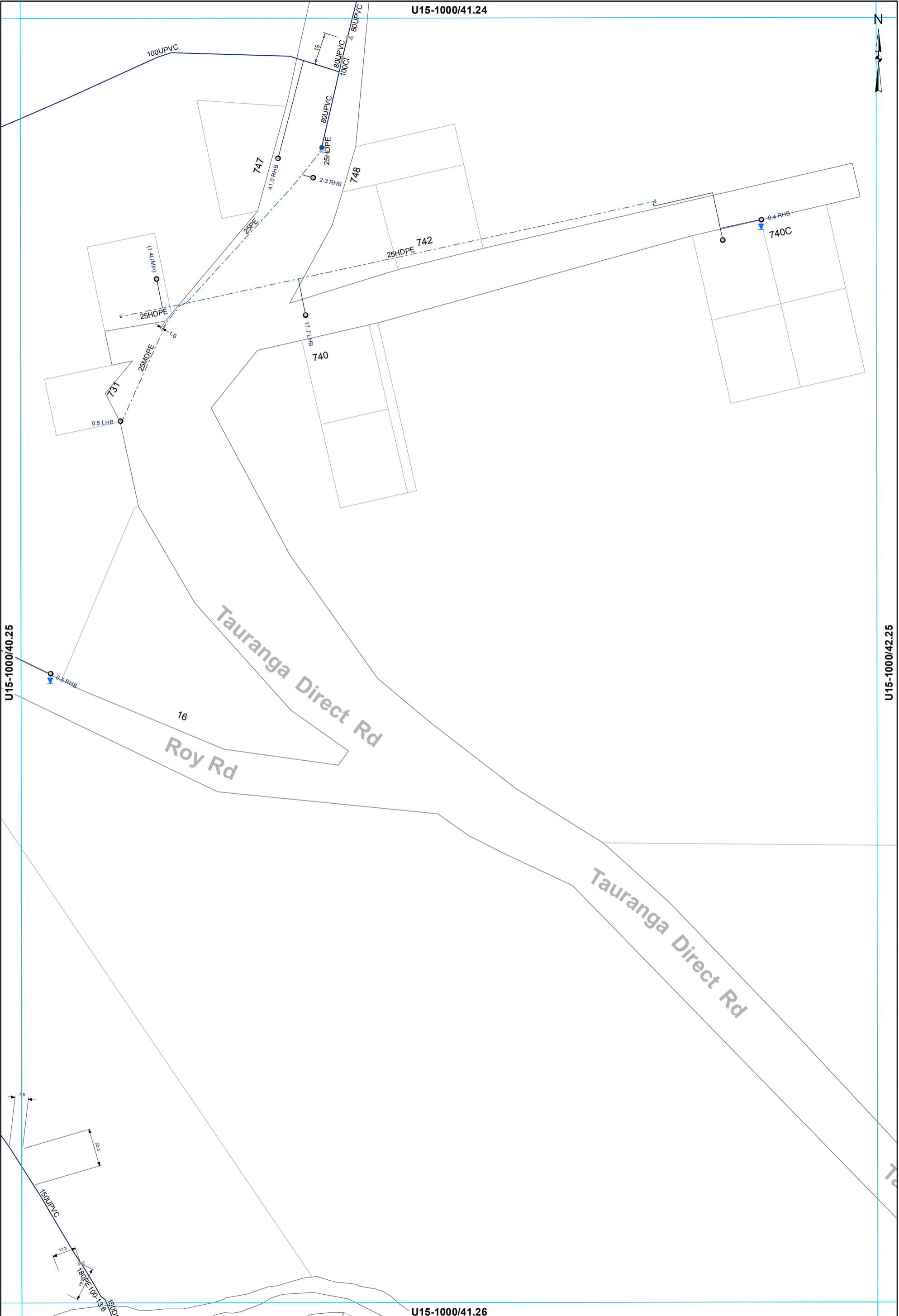
All dimensions and levels should be verified by physical location on-site.

This data is derived from sources outside the control of Rotorua District Council and is for information only

- ⊗ Valve
- ⊙ Toby
- ⊙ Meter Bulk
- ⊙ Meter Consumer
- WSServiceLine
- Main

**WATER SUPPLY SERVICES**  
**1:2000 @ A3 - (U15-1000/40.25)**

U15-1000/41.24



U15-1000/40.25

U15-1000/42.25

U15-1000/41.26

- ⊗ Valve
- Hydrant
- ⊙ Meter Consumer
- WSServiceLine
- Toby
- ⌒ Capped End
- Main
- - - Rider main

**WATER SUPPLY SERVICES**  
**1:2000 @ A3 - (U15-1000/41.25)**

This data is derived from sources outside the control of Rotorua District Council and is for information only

Rotorua District Council 2006. Facsimile 07 346 3143 Telephone 07 348 4199 email mail@rdcc.govt.nz



U15-1000/48.24



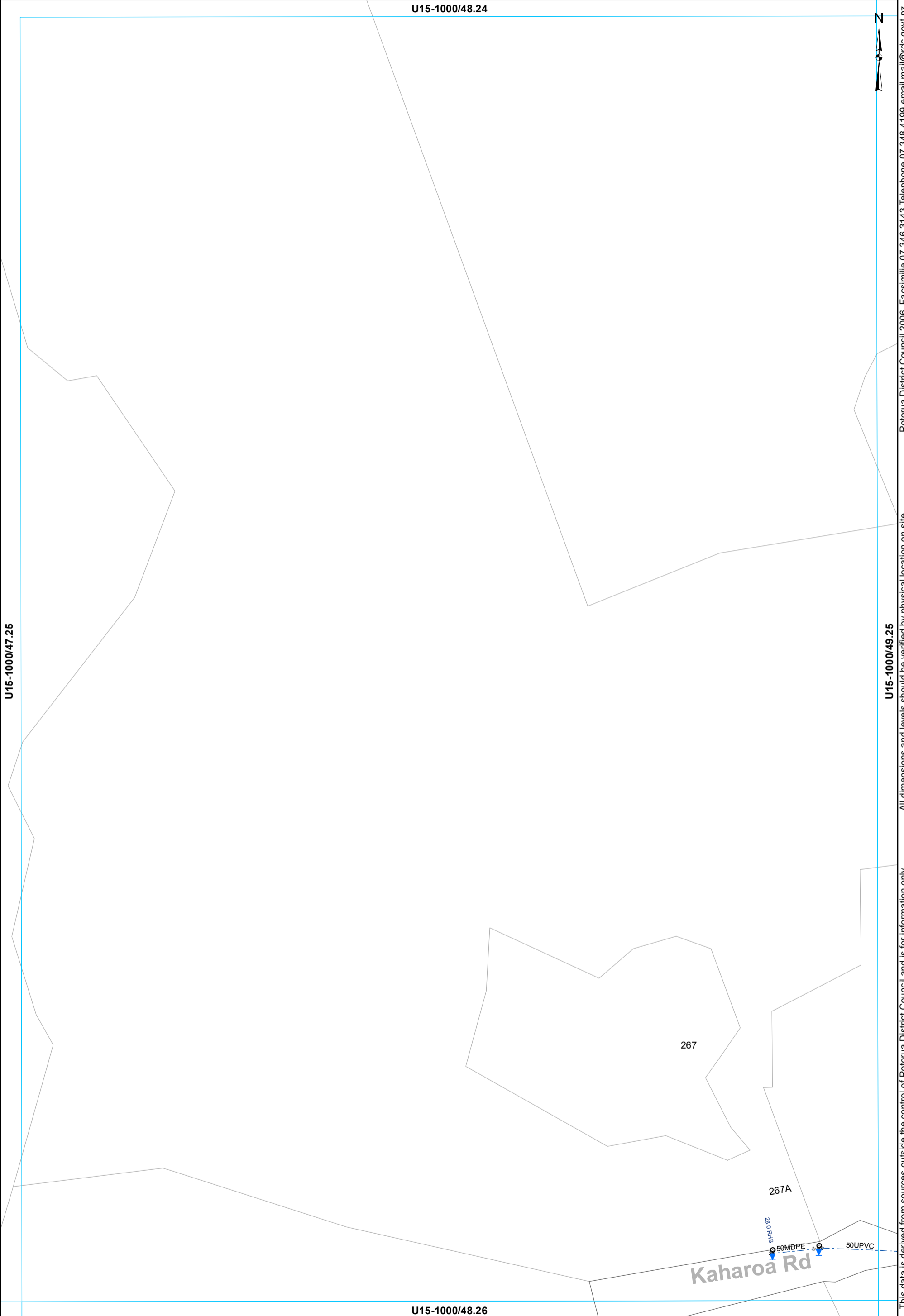
Rotorua District Council 2006. Facsimile 07 346 3143 Telephone 07 348 4199 email mail@rdc.govt.nz

U15-1000/47.25

U15-1000/49.25

All dimensions and levels should be verified by physical location on-site.

This data is derived from sources outside the control of Rotorua District Council and is for information only



267

267A

Kaharoa Rd

U15-1000/48.26

- ⊗ Valve
- ⊙ Meter Consumer
- WSServiceLine
- Toby
- ⊘ Capped End
- - - Rider main

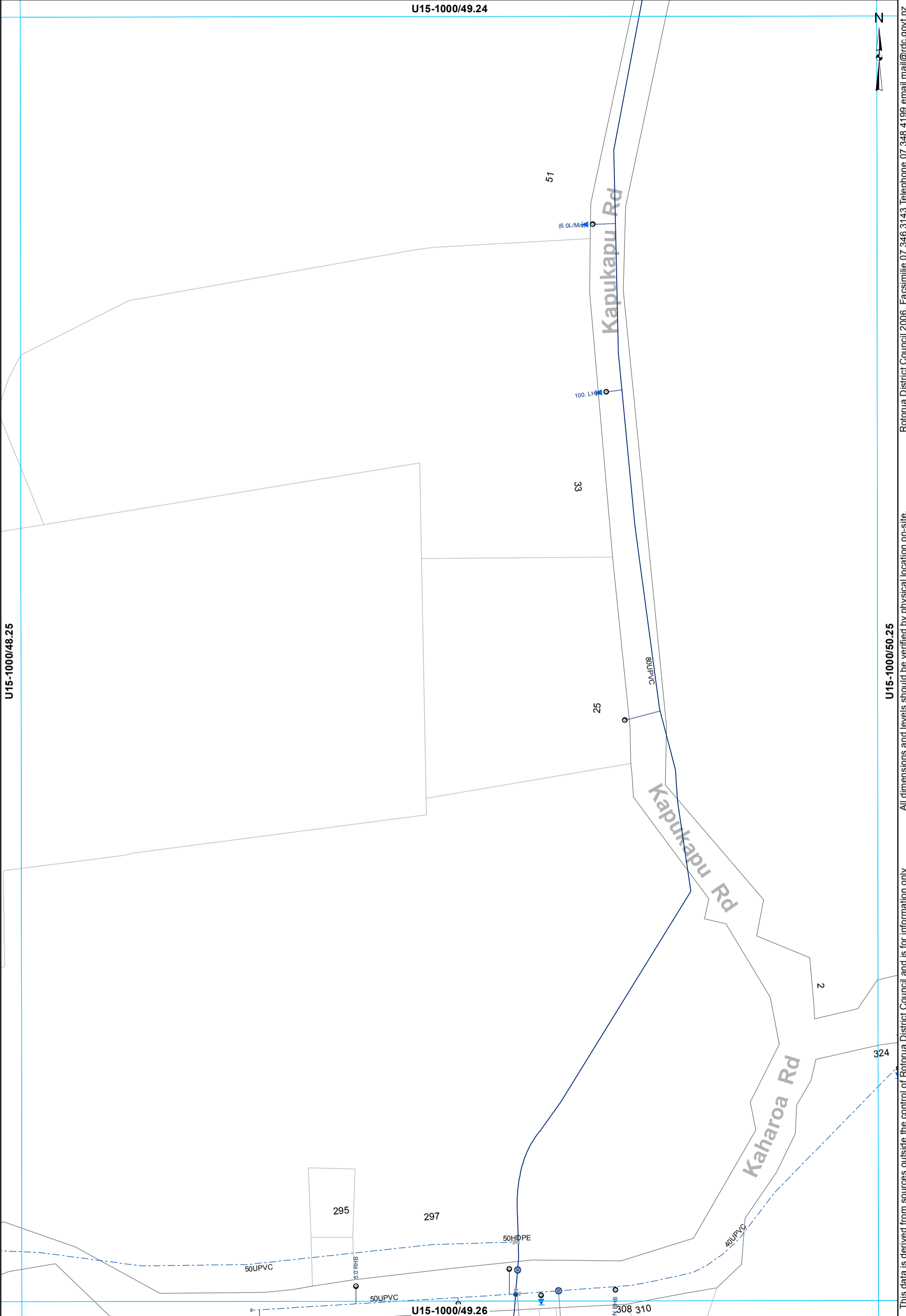
**WATER SUPPLY SERVICES**  
**1:2000 @ A3 - (U15-1000/48.25)**

U15-1000/49.24



U15-1000/48.25

U15-1000/50.25



- ⊗ Valve
- Hydrant
- ⊙ Meter Bulk
- WSServiceLine
- Toby
- ⊙ Meter Consumer
- Main
- ⊏ Capped End
- - - Rider main

**WATER SUPPLY SERVICES**  
**1:2000 @ A3 - (U15-1000/49.25)**

This data is derived from sources outside the control of Rotorua District Council and is for information only

All dimensions and levels should be verified by physical location on-site.

Rotorua District Council 2006. Facsimile 07 346 3143 Telephone 07 348 4199 email mail@rdc.govt.nz

U15-1000/50.24



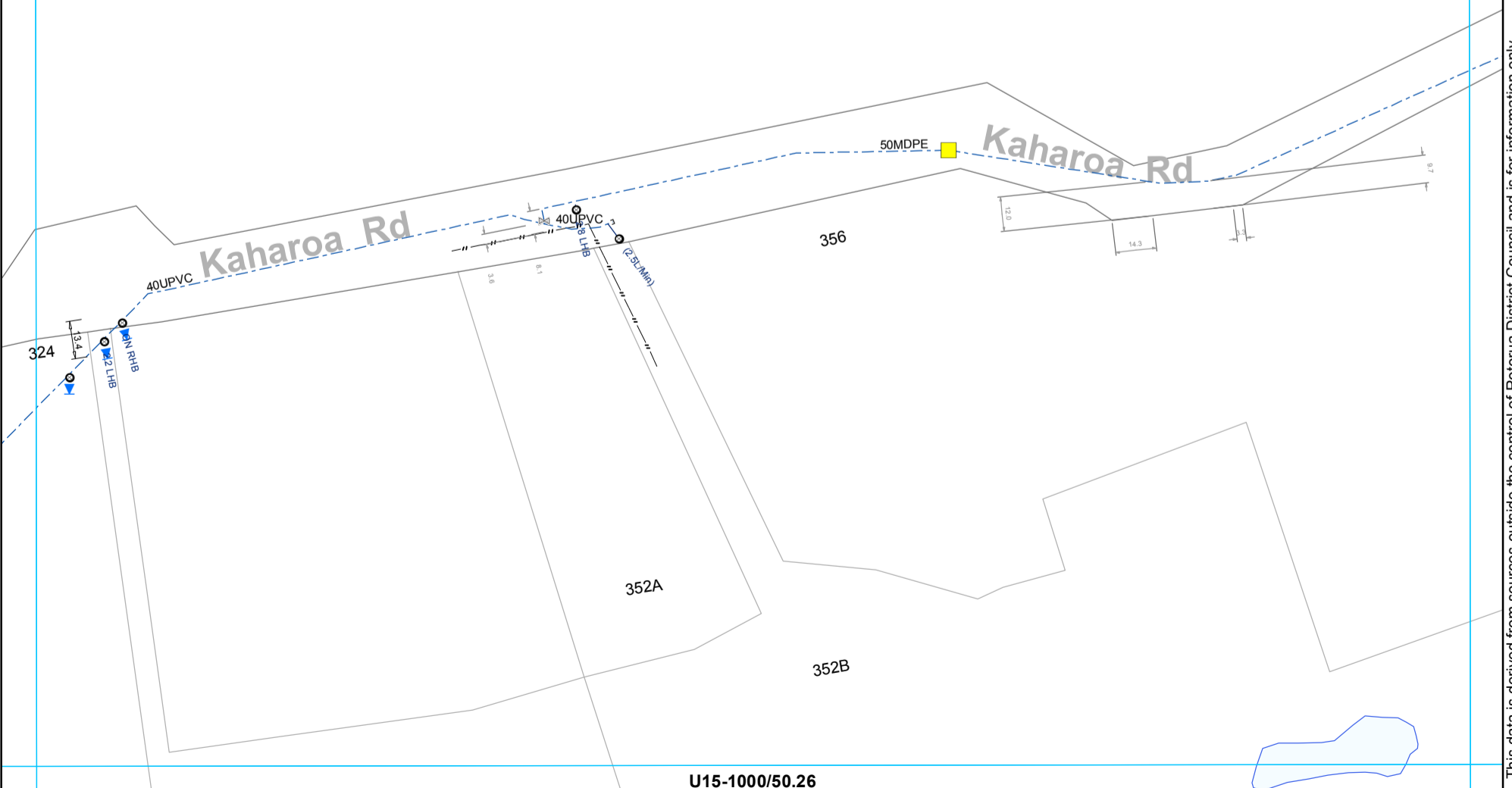
Rotorua District Council 2006. Facsimile 07 346 3143 Telephone 07 348 4199 email mail@rdc.govt.nz

U15-1000/49.25

U15-1000/51.25

All dimensions and levels should be verified by physical location on-site.

This data is derived from sources outside the control of Rotorua District Council and is for information only



- ⊗ Valve
- ⊙ Meter Consumer
- Miscellaneous
- WSServiceLine
- Toby
- ⊖ Capped End
- - - Rider main

**WATER SUPPLY SERVICES**  
**1:2000 @ A3 - (U15-1000/50.25)**

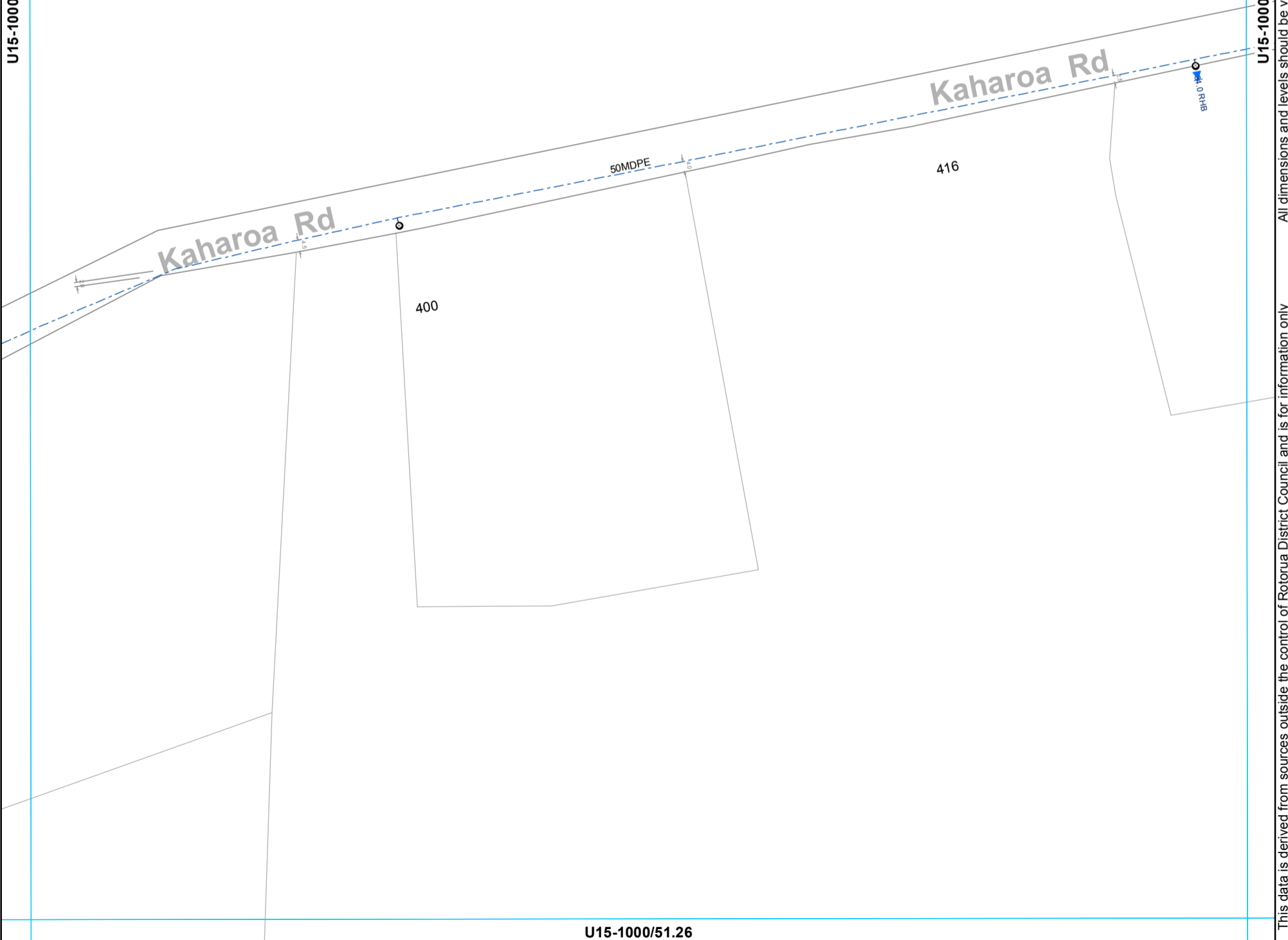
U15-1000/50.26

U15-1000/51.24



U15-1000/50.25

U15-1000/52.25



This data is derived from sources outside the control of Rotorua District Council and is for information only. All dimensions and levels should be verified by physical location on-site.

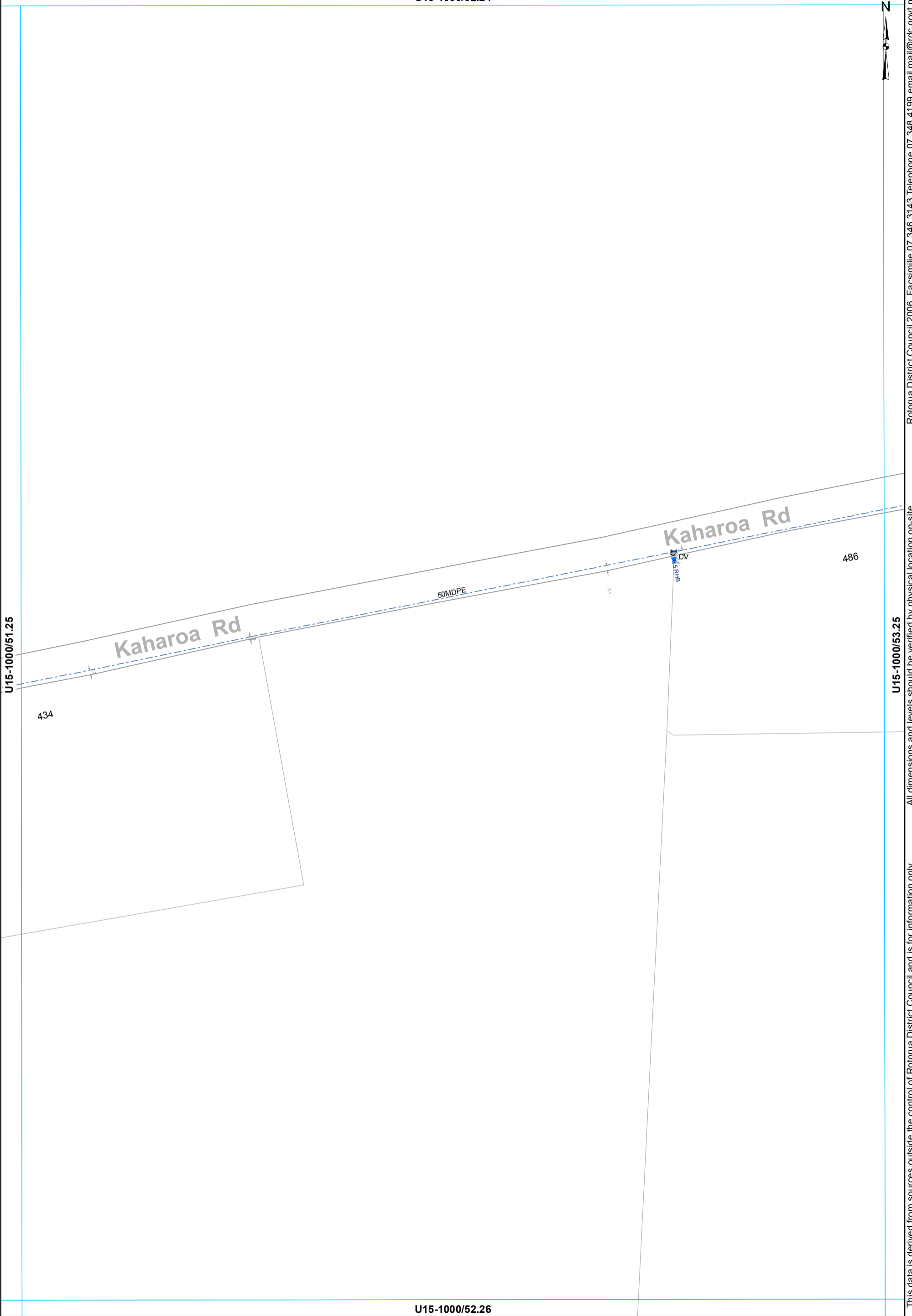
Rotorua District Council 2006. Facsimile 07 346 3143 Telephone 07 348 4199 email mail@rdc.govt.nz

U15-1000/51.26

- Toby
- ◉ Meter Consumer
- WServiceLine
- - - Rider main

**WATER SUPPLY SERVICES**  
**1:2000 @ A3 - (U15-1000/51.25)**

U15-1000/52.24



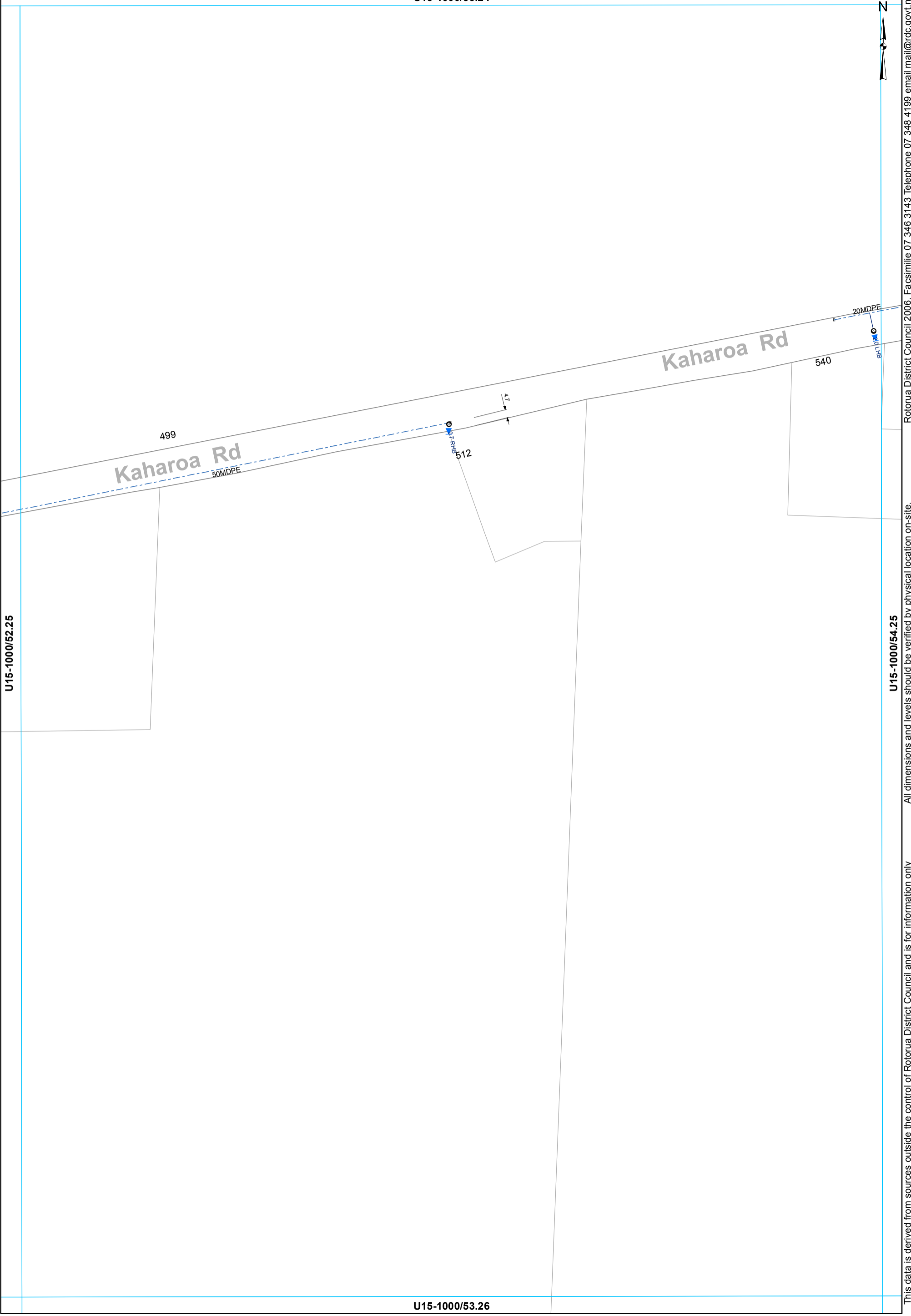
All dimensions and levels should be verified by physical location on-site.

This data is derived from sources outside the control of Rotorua District Council and is for information only

- ⊠ Valve
- ⊙ Meter Consumer
- WSServiceLine
- ⊙ Toby
- - - Rider main
- ⊠ Closed Valve

**WATER SUPPLY SERVICES**  
**1:2000 @ A3 - (U15-1000/52.25)**

U15-1000/53.24



U15-1000/52.25

U15-1000/54.25

U15-1000/53.26

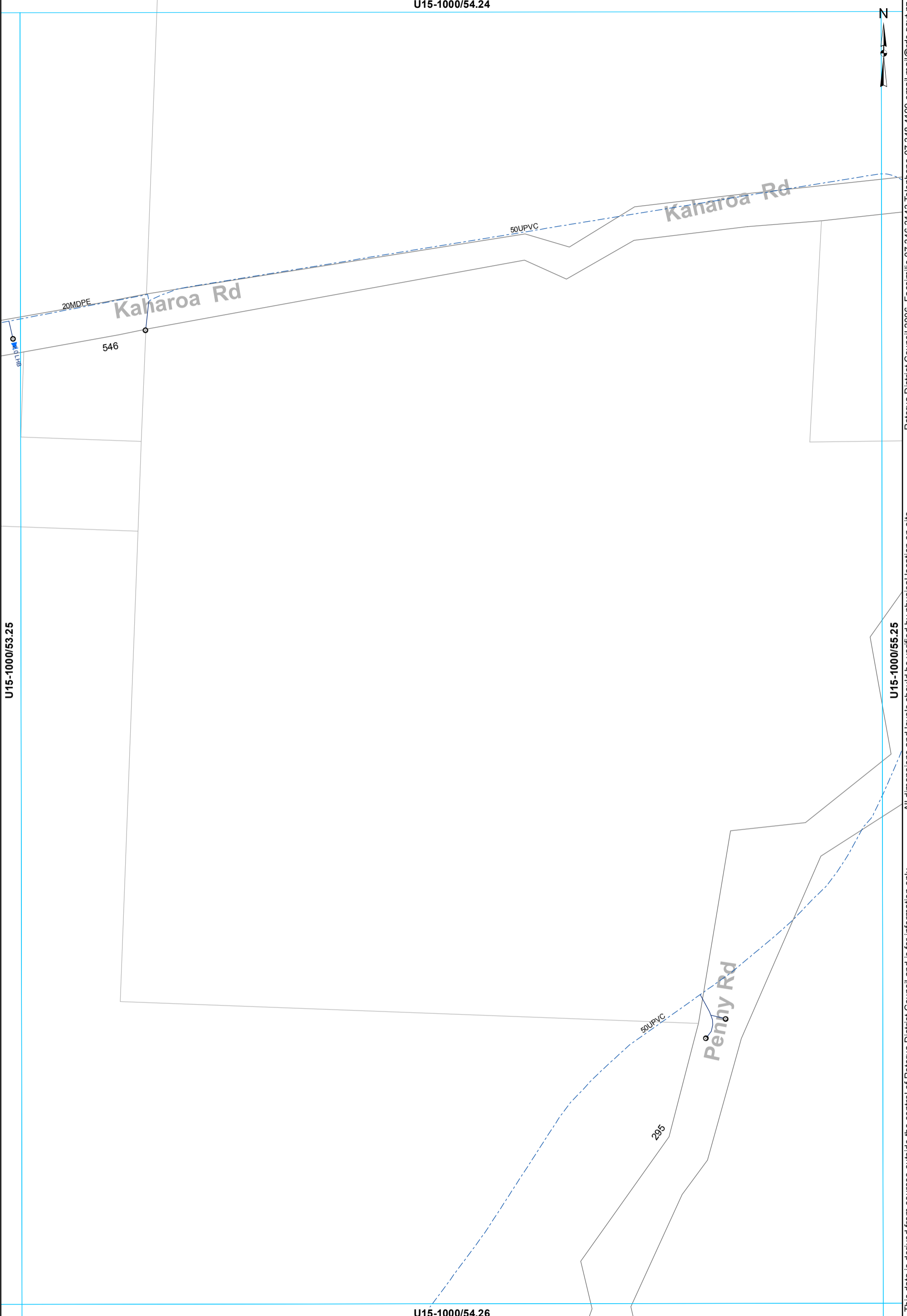
- Toby
- ⊙ Meter Consumer
- ◡ Capped End
- WSServiceLine
- - - Rider main

**WATER SUPPLY SERVICES**  
**1:2000 @ A3 - (U15-1000/53.25)**

This data is derived from sources outside the control of Rotorua District Council and is for information only

Rotorua District Council 2006. Facsimile 07 346 3143 Telephone 07 348 4199 email mail@rdc.govt.nz

U15-1000/54.24



This data is derived from sources outside the control of Rotorua District Council and is for information only. Rotorua District Council 2006. Facsimile 07 346 3143 Telephone 07 348 4199 email mail@rdc.govt.nz

○ Toby    ○ Meter Consumer    — WServiceLine  
 - - - Rider main

**WATER SUPPLY SERVICES**  
**1:2000 @ A3 - (U15-1000/54.25)**

U15-1000/55.24



595

Kaharoa Rd

Kaharoa Rd

50UPVC

50UPVC

Penny Rd

50UPVC

U15-1000/54.25

U15-1000/56.25

U15-1000/55.26


- Toby
- Meter Consumer
- WSServiceLine
- - - Rider main

**WATER SUPPLY SERVICES**  
**1:2000 @ A3 - (U15-1000/55.25)**

This data is derived from sources outside the control of Rotorua District Council and is for information only

Rotorua District Council 2006. Facsimile 07 346 3143 Telephone 07 348 4199 email mail@rdcc.govt.nz





Rotorua District Council 2006. Facsimile 07 346 3143 Telephone 07 348 4199 email mail@rdc.govt.nz

U15-1000/55.25

U15-1000/57.25

U15-1000/56.26

- ⊗ Valve      ⊙ Meter Consumer      — WServiceLine
- Toby      ◡ Capped End      - - - Rider main

**WATER SUPPLY SERVICES**  
**1:2000 @ A3 - (U15-1000/56.25)**

This data is derived from sources outside the control of Rotorua District Council and is for information only. All dimensions and levels should be verified by physical location on-site.

U15-1000/57.24



Kaharoa Rd

40UPVC

7.0 LHB

704

U15-1000/56.25

U15-1000/58.25

U15-1000/57.26

- Toby
- Meter Consumer
- WSServiceLine
- - - Rider main

**WATER SUPPLY SERVICES**  
**1:2000 @ A3 - (U15-1000/57.25)**

This data is derived from sources outside the control of Rotorua District Council and is for information only

Rotorua District Council 2006. Facsimile 07 346 3143 Telephone 07 348 4199 email mail@rdcc.govt.nz

U15-1000/39.25



U15-1000/38.26

U15-1000/40.26


U15-1000/39.27

This data is derived from sources outside the control of Rotorua District Council and is for information only. All dimensions and levels should be verified by physical location on-site.

Rotorua District Council 2006. Facsimile 07 346 3143 Telephone 07 348 4199 email mail@rdc.govt.nz

○ Toby — WSServiceLine

**WATER SUPPLY SERVICES**  
**1:2000 @ A3 - (U15-1000/39.26)**



Rotorua District Council 2006. Facsimile 07 346 3143 Telephone 07 348 4199 email mail@rdcc.govt.nz  
This data is derived from sources outside the control of Rotorua District Council and is for information only  
All dimensions and levels should be verified by physical location on-site.

- ⊗ Valve      ⊙ Meter Consumer      — WSServiceLine
- Toby        — Main

U15-1000/42.25



601

Tauranga Direct Rd

U15-1000/41.26

U15-1000/43.26

150UPVC

80DI





40UPVC

150AC

150AC

150UPVC

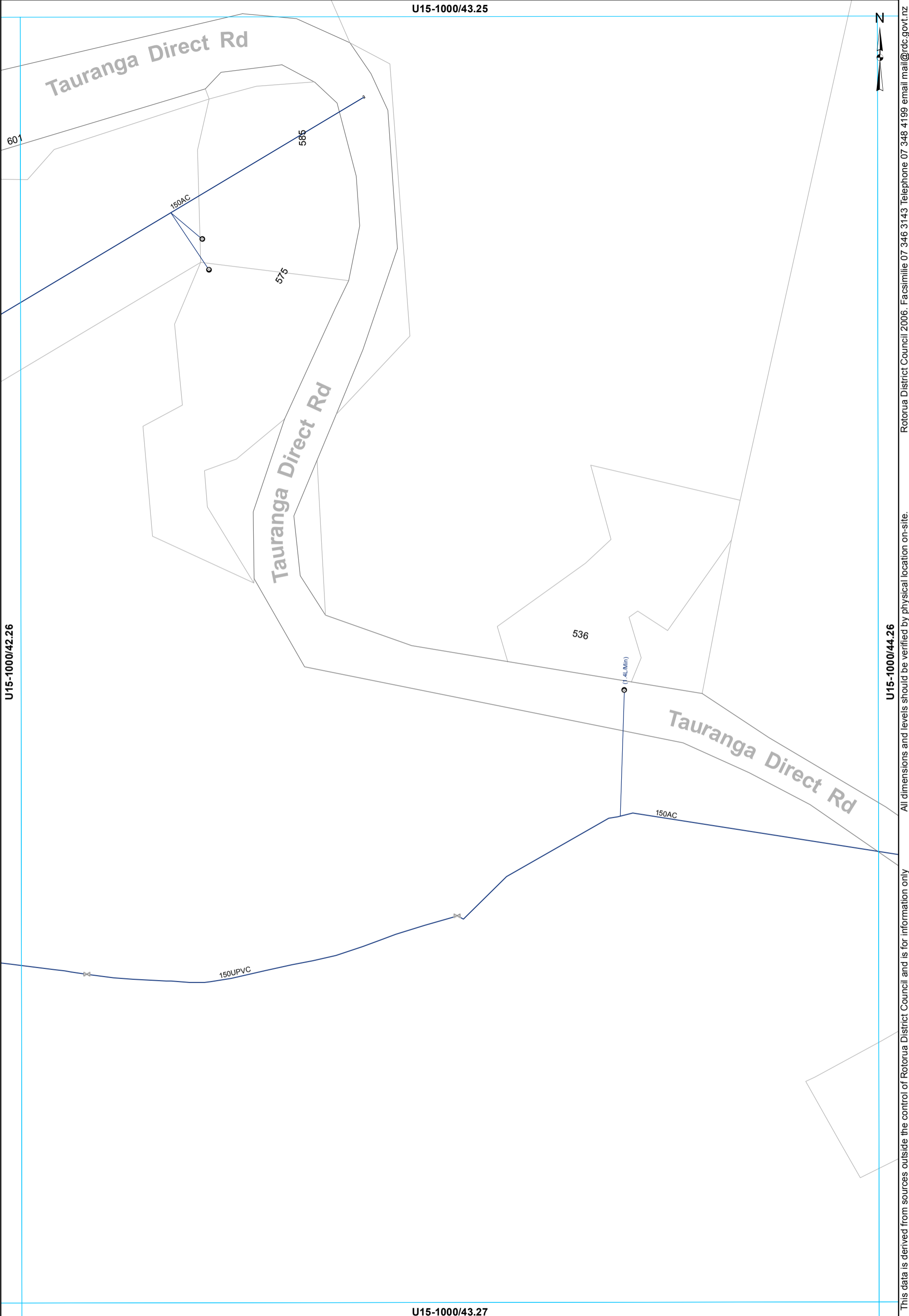
U15-1000/42.27

-  Valve
-  Capped End
-  Main
-  Rider main

**WATER SUPPLY SERVICES**  
1:2000 @ A3 - (U15-1000/42.26)

This data is derived from sources outside the control of Rotorua District Council and is for information only. All dimensions and levels should be verified by physical location on-site. Rotorua District Council 2006. Facsimile 07 346 3143 Telephone 07 348 4199 email mail@rdc.govt.nz

U15-1000/43.25



U15-1000/42.26

U15-1000/44.26

All dimensions and levels should be verified by physical location on-site.

This data is derived from sources outside the control of Rotorua District Council and is for information only

Rotorua District Council 2006. Facsimile 07 346 3143 Telephone 07 348 4199 email mail@rdcc.govt.nz

- ⊗ Valve
- ⊙ Meter Consumer
- WSServiceLine
- Toby
- ⊘ Capped End
- Main

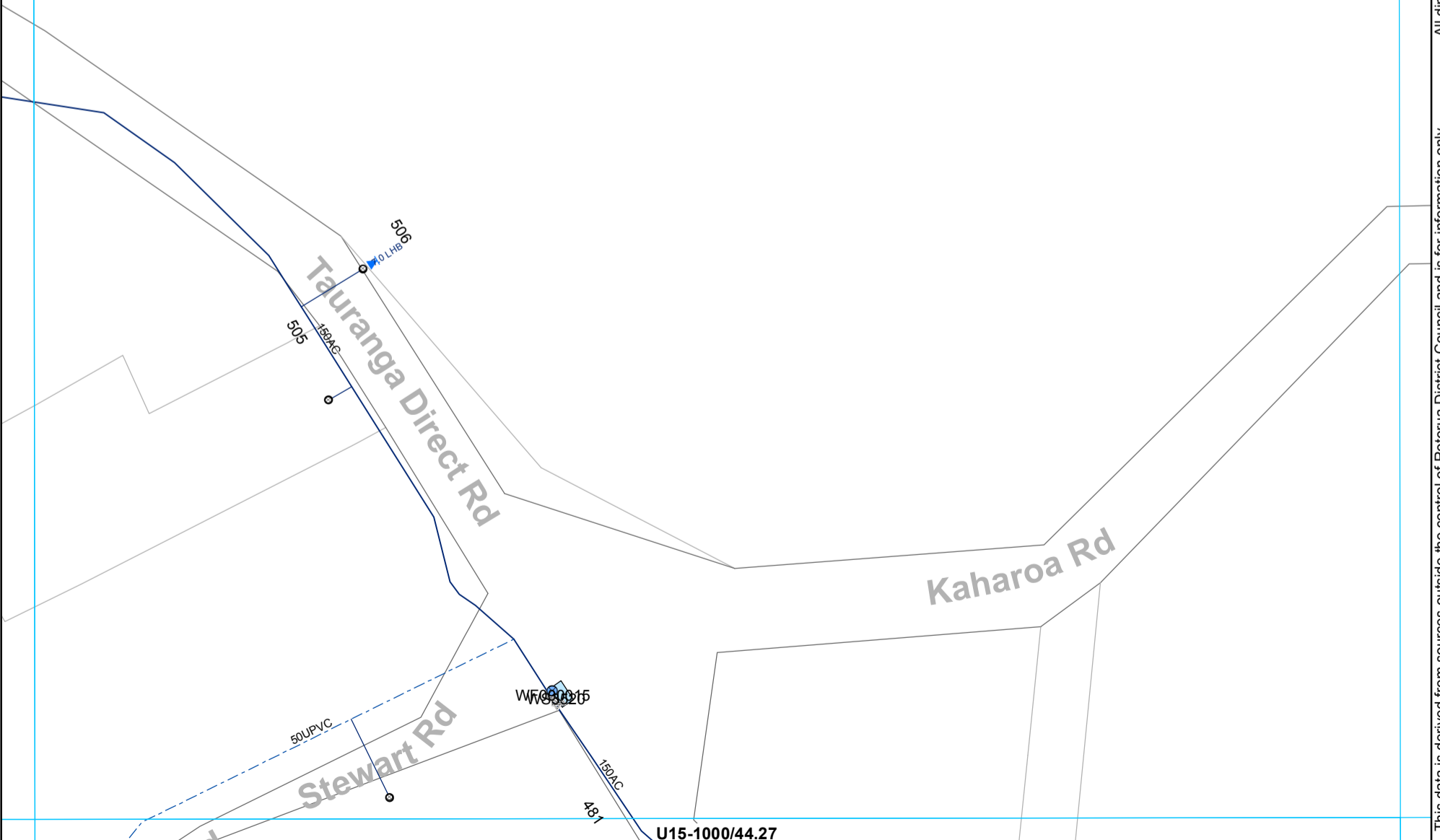
**WATER SUPPLY SERVICES**  
**1:2000 @ A3 - (U15-1000/43.26)**

U15-1000/44.25



U15-1000/43.26

U15-1000/45.26



- ⊗ Valve
- Toby
- ⊙ Meter Bulk
- Meter Consumer
- WSServiceLine
- Main
- - - Rider main

**WATER SUPPLY SERVICES**  
**1:2000 @ A3 - (U15-1000/44.26)**

This data is derived from sources outside the control of Rotorua District Council and is for information only

All dimensions and levels should be verified by physical location on-site.  
Rotorua District Council 2006. Facsimile 07 346 3143 Telephone 07 348 4199 email mail@rdc.govt.nz

U15-1000/46.25



U15-1000/45.26

U15-1000/47.26

89

Kaharoa Rd

Kaharoa Rd

119A

119

131

128A

128B

0.8 LHB

4.7

3.2

5.4

50MDPE

3.9

11.1

1.0 RHR

8HT 0.31

1.9

50UPVC

50UPVC

5.2

- ⊗ Valve
- Toby
- ⊙ Meter Consumer
- ⌞ Capped End
- WServiceLine
- - - Rider main

**WATER SUPPLY SERVICES**  
**1:2000 @ A3 - (U15-1000/46.26)**

This data is derived from sources outside the control of Rotorua District Council and is for information only

All dimensions and levels should be verified by physical location on-site.  
Rotorua District Council 2006. Facsimile 07 346 3143 Telephone 07 348 4199 email mail@rdc.govt.nz

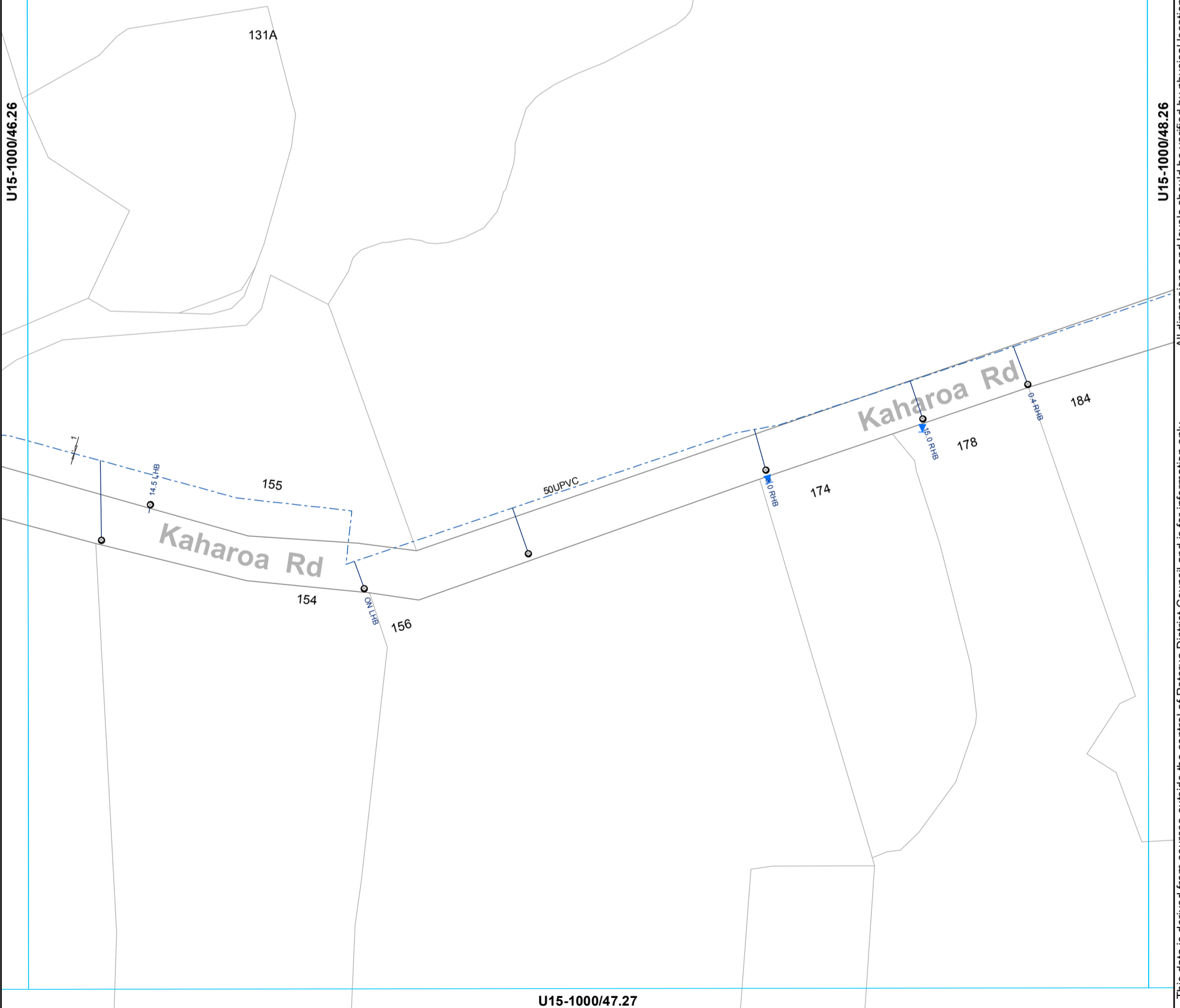


U15-1000/47.25



U15-1000/46.26

U15-1000/48.26



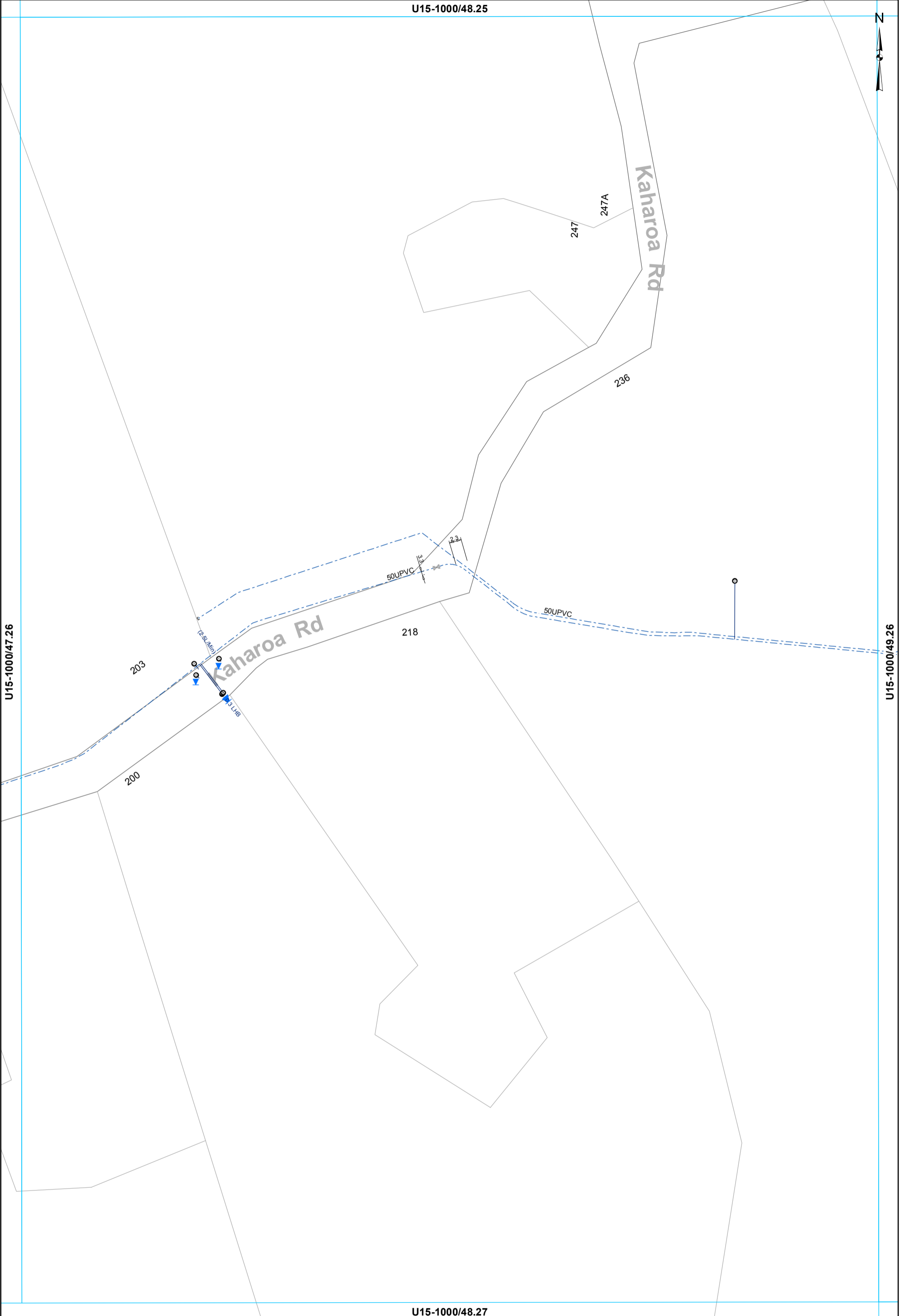
This data is derived from sources outside the control of Rotorua District Council and is for information only. All dimensions and levels should be verified by physical location on-site.

Rotorua District Council 2006. Facsimile 07 346 3143 Telephone 07 348 4199 email mail@rdc.govt.nz

- Toby
- ⊙ Meter Consumer
- WSServiceLine
- - - Rider main

**WATER SUPPLY SERVICES**  
**1:2000 @ A3 - (U15-1000/47.26)**

U15-1000/48.25



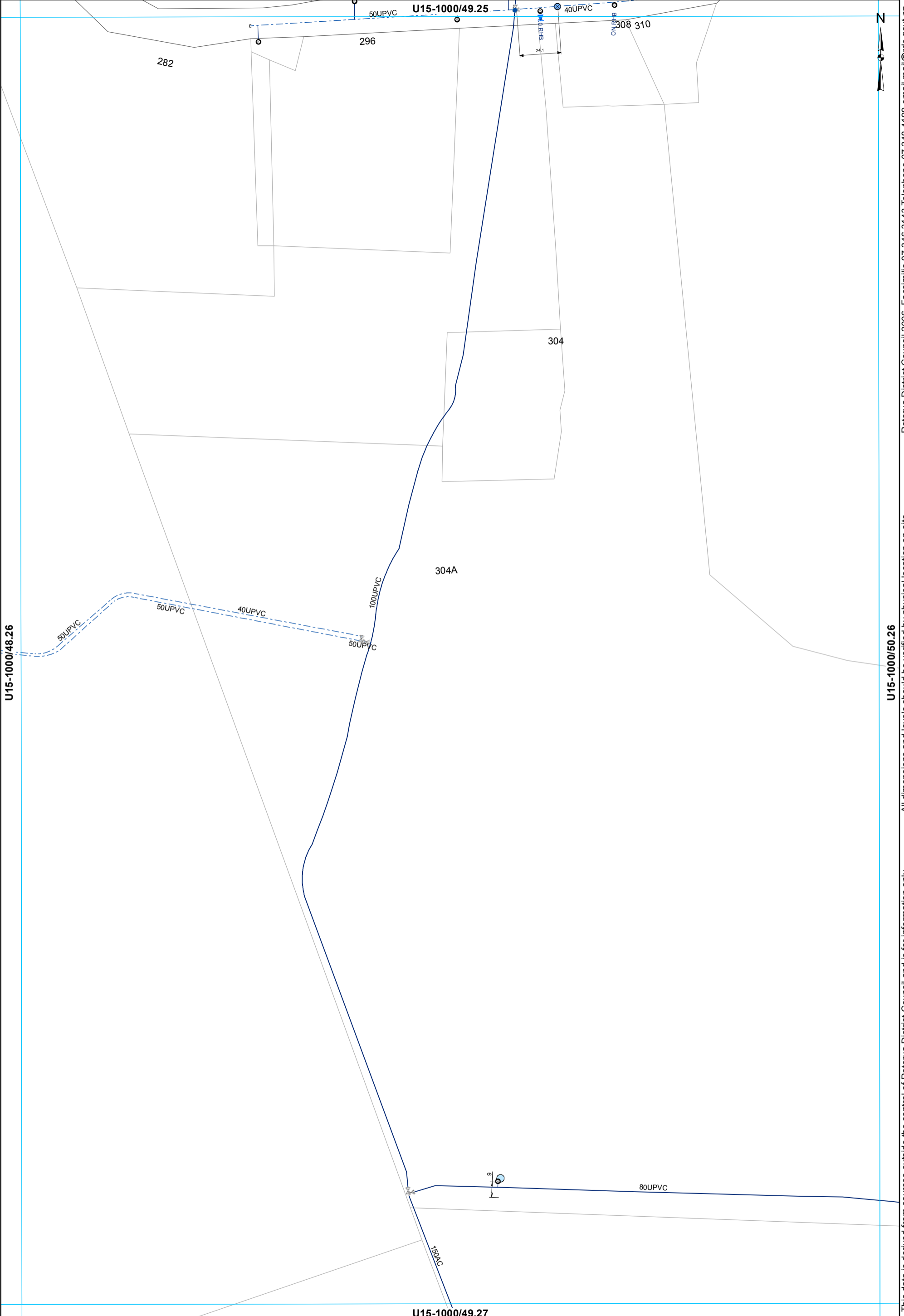
This data is derived from sources outside the control of Rotorua District Council and is for information only

All dimensions and levels should be verified by physical location on-site.

Rotorua District Council 2006. Facsimile 07 346 3143 Telephone 07 348 4199 email mail@rdcc.govt.nz

- ⊗ Valve
- ⊙ Meter Consumer
- WSServiceLine
- Toby
- ⊖ Capped End
- - - Rider main

**WATER SUPPLY SERVICES**  
**1:2000 @ A3 - (U15-1000/48.26)**



- ⊗ Valve
- Hydrant
- ⊙ Meter Bulk
- WSServiceLine
- Toby
- ⊙ Meter Consumer
- Main
- ⊔ Capped End
- - - Rider main

**WATER SUPPLY SERVICES**  
**1:2000 @ A3 - (U15-1000/49.26)**

This data is derived from sources outside the control of Rotorua District Council and is for information only. Rotorua District Council 2006. Facsimile 07 346 3143 Telephone 07 348 4199 email mail@rdc.govt.nz

U15-1000/50.25



U15-1000/49.26

U15-1000/51.26

U15-1000/50.27

- Toby
- Meter Consumer
- WSServiceLine
- Main

**WATER SUPPLY SERVICES**  
**1:2000 @ A3 - (U15-1000/50.26)**

This data is derived from sources outside the control of Rotorua District Council and is for information only

All dimensions and levels should be verified by physical location on-site.

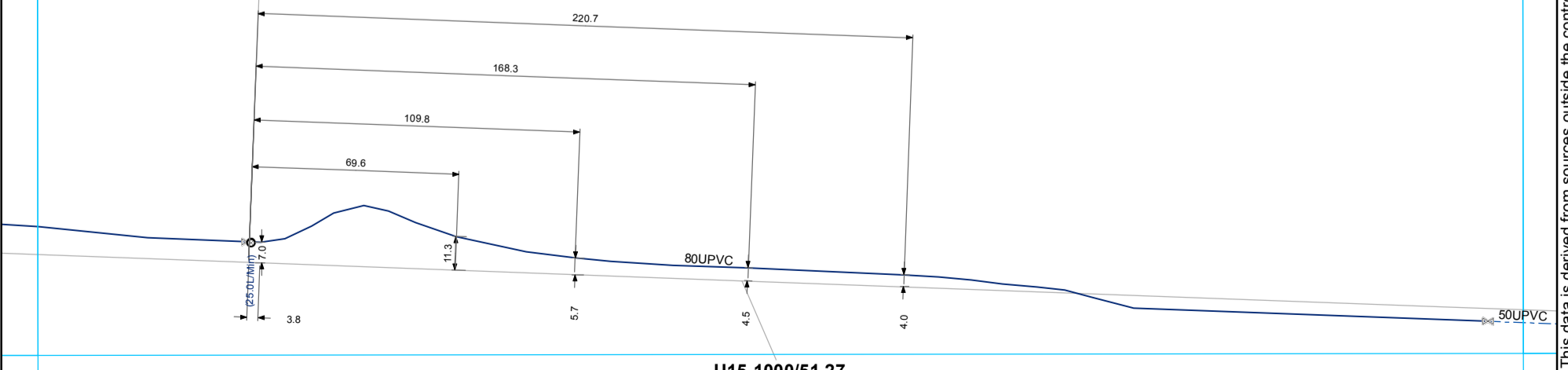
Rotorua District Council 2006. Facsimile 07 346 3143 Telephone 07 348 4199 email mail@rdcc.govt.nz

U15-1000/51.25



U15-1000/50.26

U15-1000/52.26



U15-1000/51.27

- ⊗ Valve
- Meter Consumer
- WSServiceLine
- Toby
- Main
- - - Rider main

**WATER SUPPLY SERVICES**  
**1:2000 @ A3 - (U15-1000/51.26)**

This data is derived from sources outside the control of Rotorua District Council and is for information only

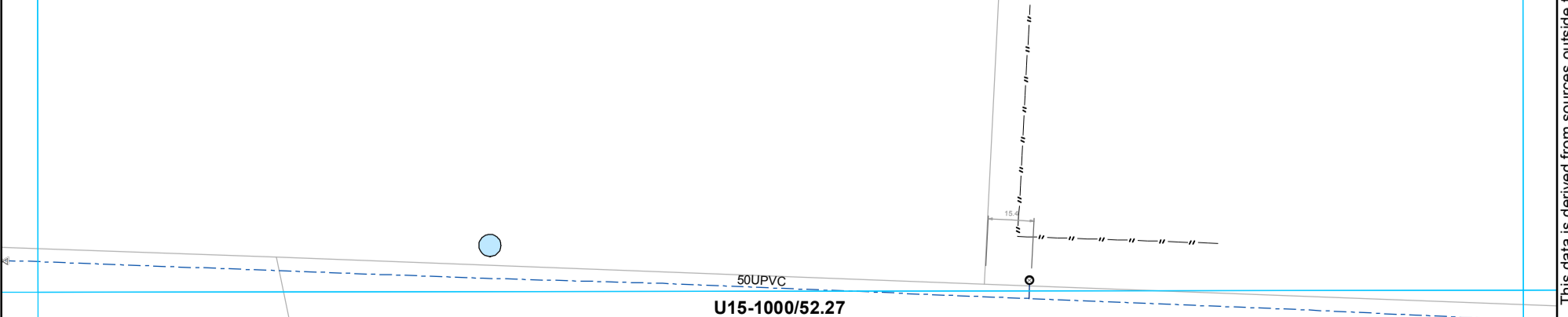
Rotorua District Council 2006. Facsimile 07 346 3143 Telephone 07 348 4199 email mail@rdcc.govt.nz

U15-1000/52.25



U15-1000/51.26

U15-1000/53.26



- ⊗ Valve    ◉ Meter Consumer    — WServiceLine
- Toby      — Main
- - - Rider main

**WATER SUPPLY SERVICES**  
**1:2000 @ A3 - (U15-1000/52.26)**

This data is derived from sources outside the control of Rotorua District Council and is for information only

Rotorua District Council 2006. Facsimile 07 346 3143 Telephone 07 348 4199 email mail@rdc.govt.nz

U15-1000/53.25

N

U15-1000/52.26

U15-1000/54.26

U15-1000/53.27

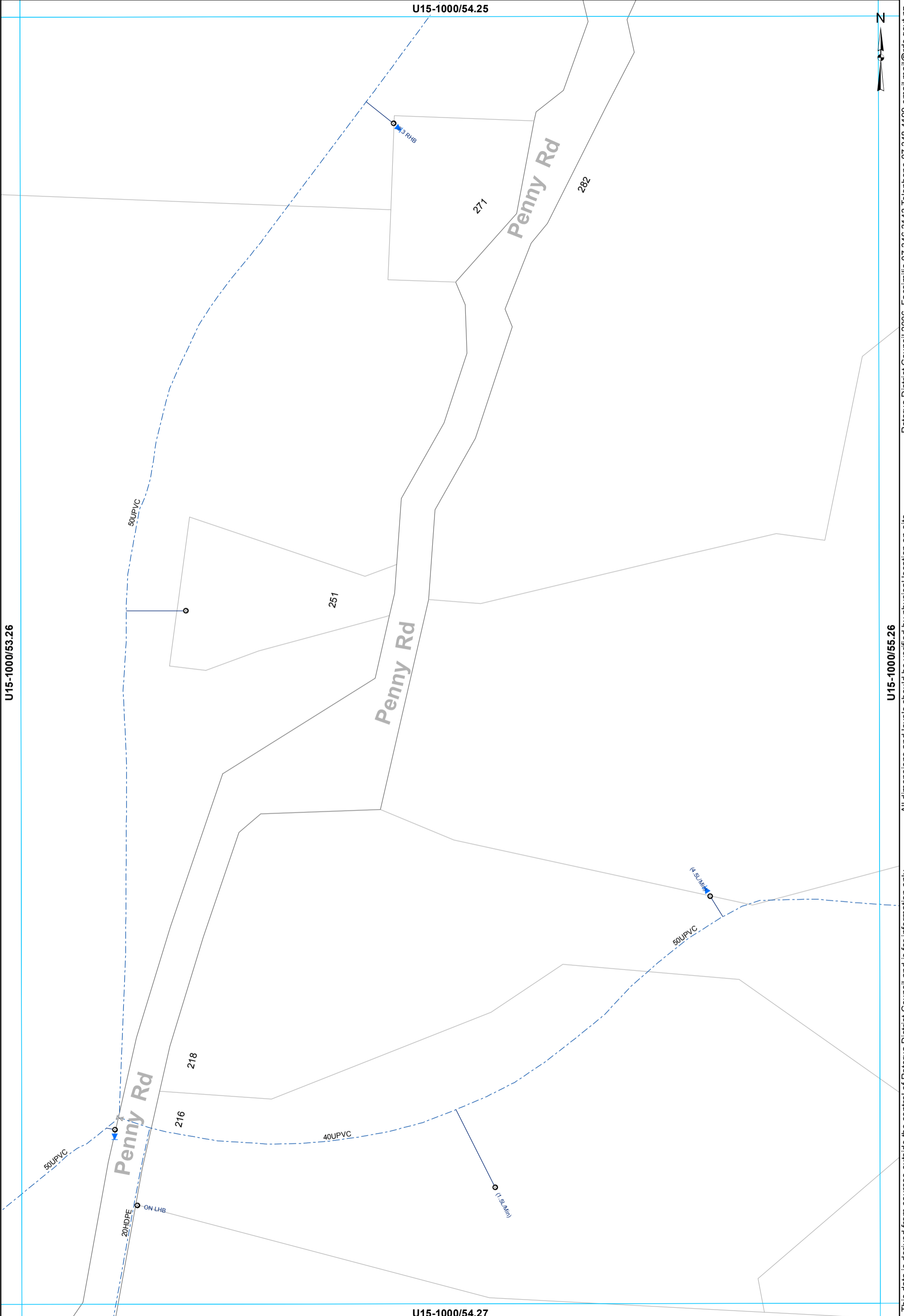
50UPVC

--- Rider main

**WATER SUPPLY SERVICES**  
**1:2000 @ A3 - (U15-1000/53.26)**

This data is derived from sources outside the control of Rotorua District Council and is for information only

All dimensions and levels should be verified by physical location on-site. Rotorua District Council 2006. Facsimile 07 346 3143 Telephone 07 348 4199 email mail@rdc.govt.nz



- ⊗ Valve
- Toby
- ⊙ Meter Consumer
- ⊖ Capped End
- WSServiceLine
- - - Rider main

**WATER SUPPLY SERVICES**  
**1:2000 @ A3 - (U15-1000/54.26)**

This data is derived from sources outside the control of Rotorua District Council and is for information only. Rotorua District Council 2006. Facsimile 07 346 3143 Telephone 07 348 4199 email mail@rdc.govt.nz



U15-1000/55.25



U15-1000/54.26

U15-1000/56.26

U15-1000/55.27

- Toby
- Meter Consumer
- Capped End
- WServiceLine
- - - Rider main

**WATER SUPPLY SERVICES**  
**1:2000 @ A3 - (U15-1000/55.26)**

This data is derived from sources outside the control of Rotorua District Council and is for information only

All dimensions and levels should be verified by physical location on-site.  
Rotorua District Council 2006. Facsimile 07 346 3143 Telephone 07 348 4199 email mail@rdc.govt.nz

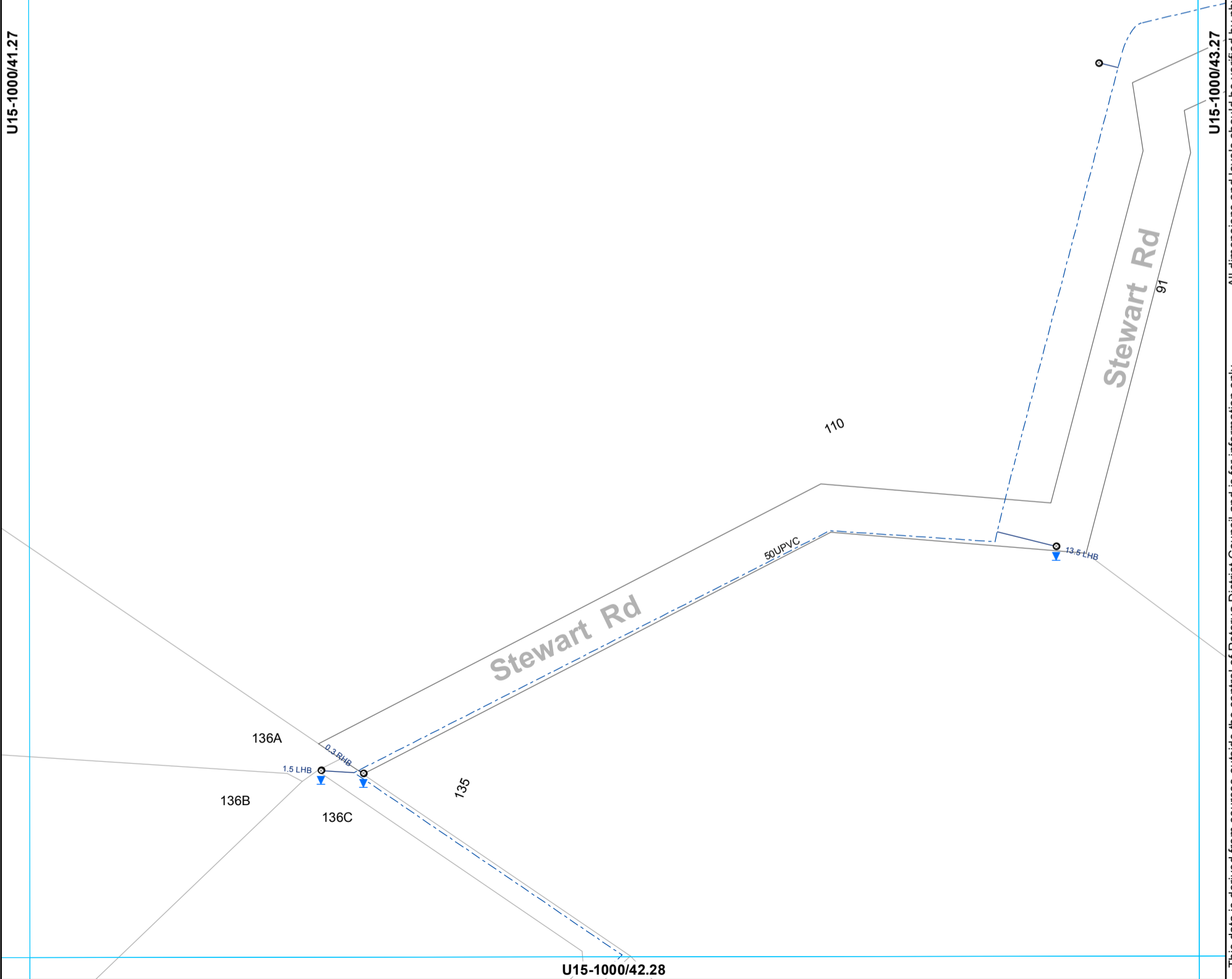
U15-1000/42.26



U15-1000/41.27

U15-1000/43.27

U15-1000/42.28



- Toby
- Meter Consumer
- WSServiceLine
- - - Rider main

**WATER SUPPLY SERVICES**  
**1:2000 @ A3 - (U15-1000/42.27)**

This data is derived from sources outside the control of Rotorua District Council and is for information only. All dimensions and levels should be verified by physical location on-site. Rotorua District Council 2006. Facsimile 07 346 3143 Telephone 07 348 4199 email mail@rdcc.govt.nz

U15-1000/43.26



Rotorua District Council 2006. Facsimile 07 346 3143 Telephone 07 348 4199 email mail@rdc.govt.nz

U15-1000/42.27

U15-1000/44.27

Stewart Rd

Stewart Rd

80UPVC

43

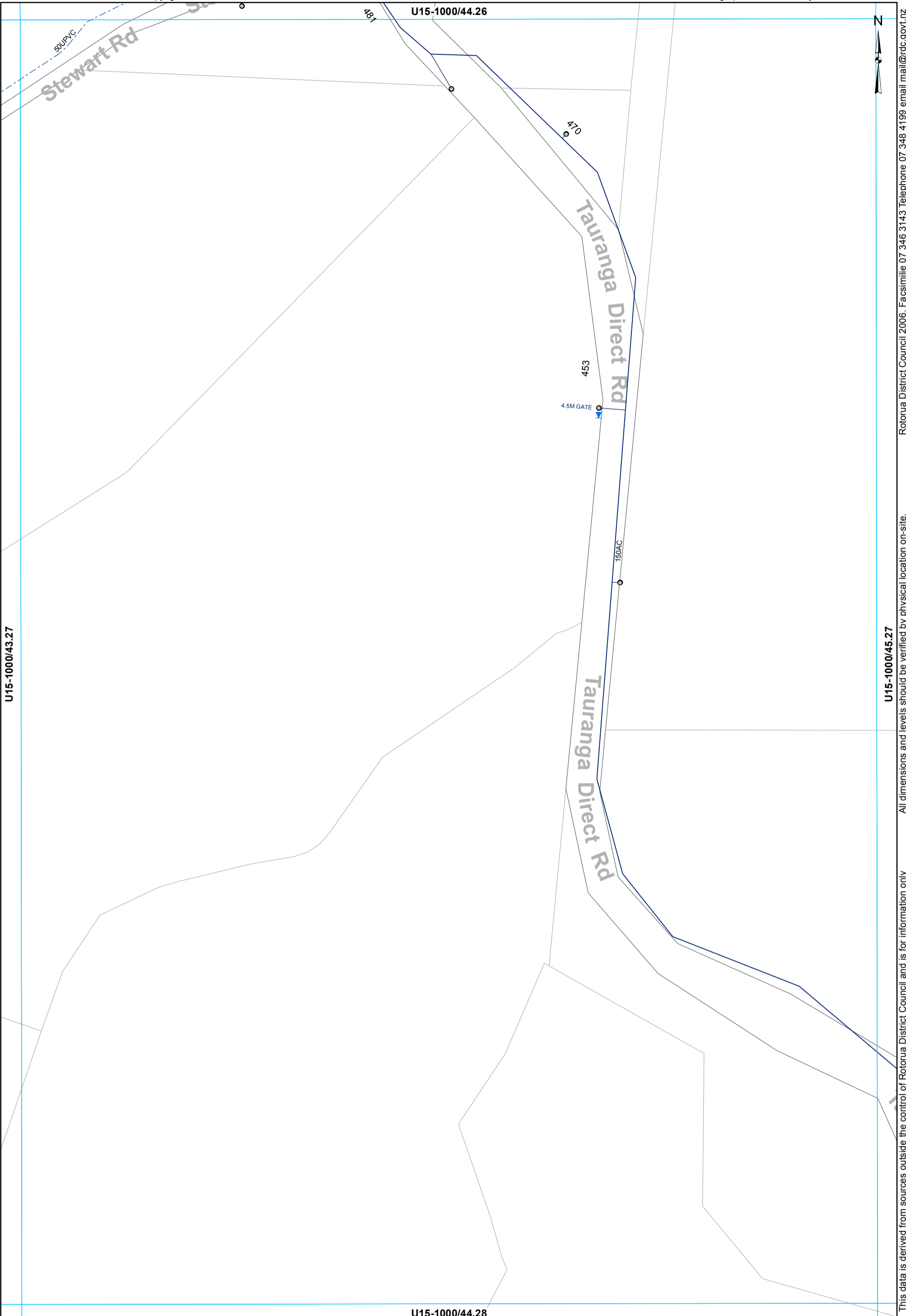
441

U15-1000/43.28

This data is derived from sources outside the control of Rotorua District Council and is for information only. All dimensions and levels should be verified by physical location on-site.

**WATER SUPPLY SERVICES**  
1:2000 @ A3 - (U15-1000/43.27)

--- Rider main



- Toby
- ⊙ Meter Consumer
- WSServiceLine
- Main
- - - Rider main

**WATER SUPPLY SERVICES**  
**1:2000 @ A3 - (U15-1000/44.27)**

This data is derived from sources outside the control of Rotorua District Council and is for information only

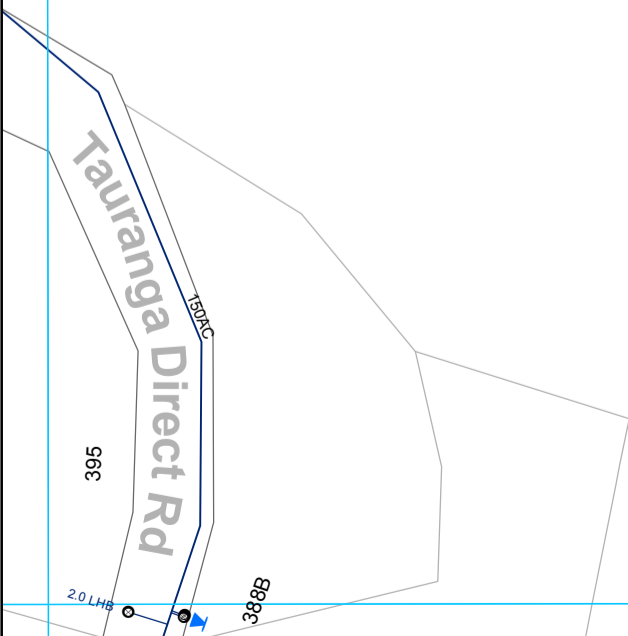
Rotorua District Council 2006. Facsimile 07 346 3143 Telephone 07 348 4199 email mail@rdcc.govt.nz

U15-1000/45.26



U15-1000/44.27

U15-1000/46.27




U15-1000/45.28

- Toby
- Meter Consumer
- WSServiceLine
- Main

**WATER SUPPLY SERVICES**  
**1:2000 @ A3 - (U15-1000/45.27)**

This data is derived from sources outside the control of Rotorua District Council and is for information only. All dimensions and levels should be verified by physical location on-site. Rotorua District Council 2006. Facsimile 07 346 3143 Telephone 07 348 4199 email mail@rdcc.govt.nz



X Valve  
— Main

**WATER SUPPLY SERVICES**  
**1:2000 @ A3 - (U15-1000/49.27)**

This data is derived from sources outside the control of Rotorua District Council and is for information only. All dimensions and levels should be verified by physical location on-site.

Rotorua District Council 2006. Facsimile 07 346 3143 Telephone 07 348 4199 email mail@rdcc.govt.nz

U15-1000/50.26

80UPVC

N

U15-1000/49.27

U15-1000/51.27

U15-1000/50.28

— Main

**WATER SUPPLY SERVICES**  
**1:2000 @ A3 - (U15-1000/50.27)**

This data is derived from sources outside the control of Rotorua District Council and is for information only

Rotorua District Council 2006. Facsimile 07 346 3143 Telephone 07 348 4199 email mail@rdcc.govt.nz

U15-1000/52.26



U15-1000/51.27

U15-1000/53.27

U15-1000/52.28

- ⊗ Valve
- Meter Consumer
- WSServiceLine
- Toby
- Rider main

**WATER SUPPLY SERVICES**  
**1:2000 @ A3 - (U15-1000/52.27)**

This data is derived from sources outside the control of Rotorua District Council and is for information only

Rotorua District Council 2006. Facsimile 07 346 3143 Telephone 07 348 4199 email mail@rdc.govt.nz



U15-1000/53.26

50UPVC

N

Rotorua District Council 2006. Facsimile 07 346 3143 Telephone 07 348 4199 email mail@rdcc.govt.nz

U15-1000/52.27

U15-1000/54.27

193

174

Penny Rd

Penny Rd

U15-1000/53.28

- Toby
- Meter Consumer
- WSServiceLine
- - - Rider main

**WATER SUPPLY SERVICES**  
**1:2000 @ A3 - (U15-1000/53.27)**

This data is derived from sources outside the control of Rotorua District Council and is for information only. All dimensions and levels should be verified by physical location on-site.



- Toby
- ◉ Meter Consumer
- ◻ Capped End
- WSServiceLine
- - - Rider main

**WATER SUPPLY SERVICES**  
**1:2000 @ A3 - (U15-1000/54.27)**

This data is derived from sources outside the control of Rotorua District Council and is for information only  
 Rotorua District Council 2006. Facsimile 07 346 3143 Telephone 07 348 4199 email mail@rdcc.govt.nz

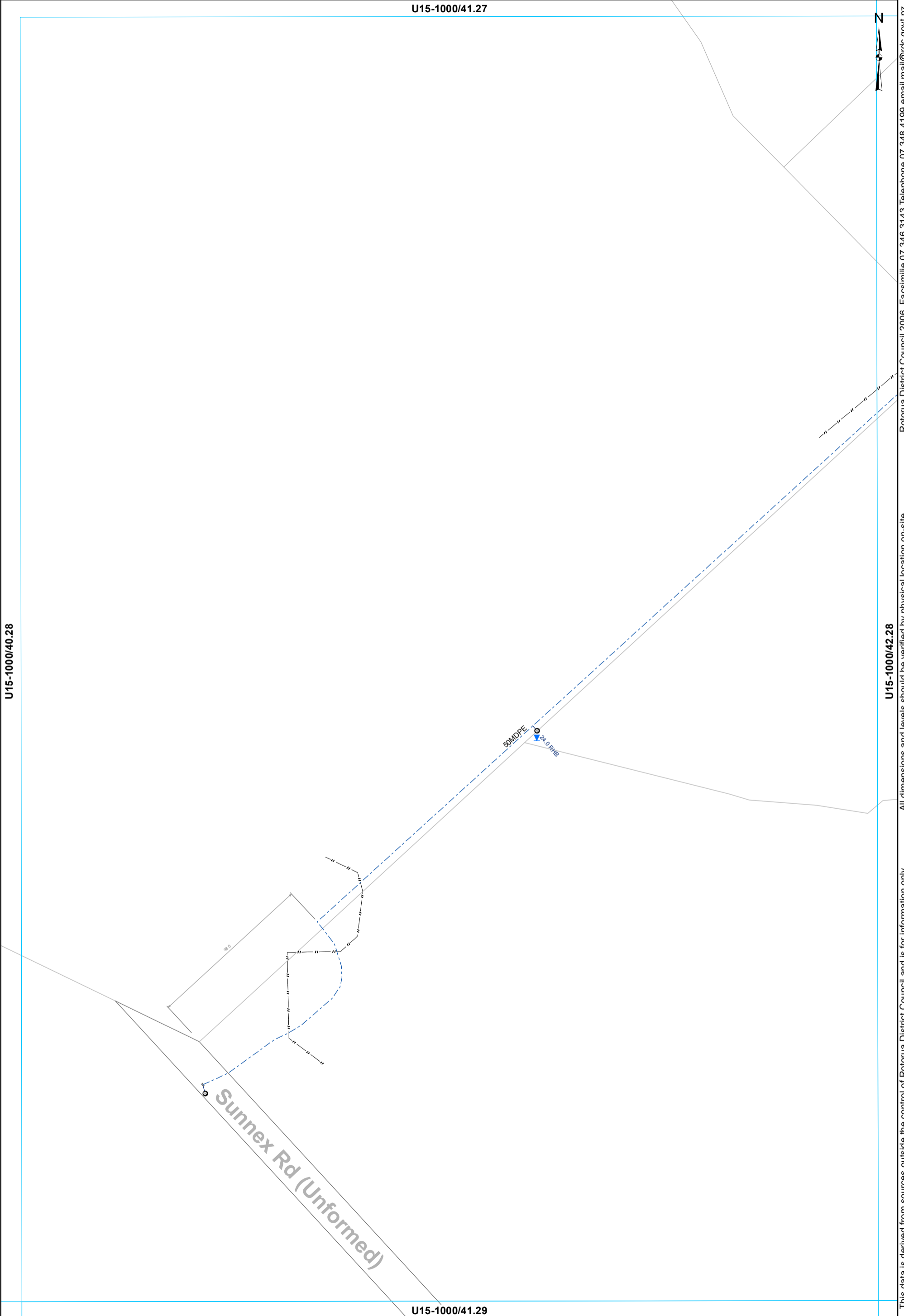
U15-1000/41.27



Rotorua District Council 2006. Facsimile 07 346 3143 Telephone 07 348 4199 email mail@rdc.govt.nz

U15-1000/40.28

U15-1000/42.28



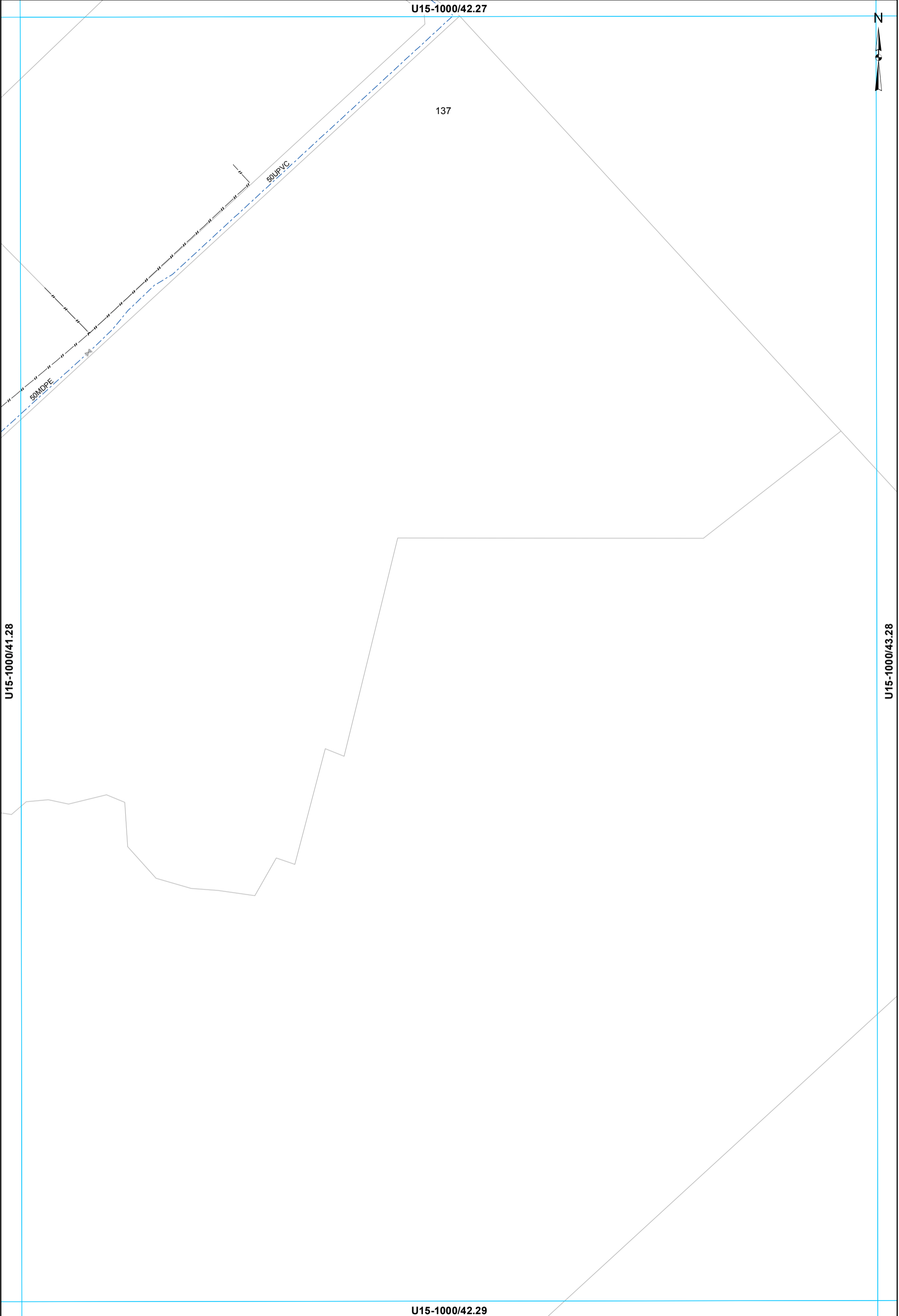
All dimensions and levels should be verified by physical location on-site.

This data is derived from sources outside the control of Rotorua District Council and is for information only

U15-1000/41.29

- Toby
- ⊙ Meter Consumer
- ⌞ Capped End
- WSServiceLine
- - - Rider main

**WATER SUPPLY SERVICES**  
**1:2000 @ A3 - (U15-1000/41.28)**



This data is derived from sources outside the control of Rotorua District Council and is for information only. All dimensions and levels should be verified by physical location on-site. Rotorua District Council 2006. Facsimile 07 346 3143 Telephone 07 348 4199 email mail@rdcc.govt.nz

⊗ Valve  
--- Rider main

**WATER SUPPLY SERVICES**  
**1:2000 @ A3 - (U15-1000/42.28)**

U15-1000/43.27



U15-1000/42.28

U15-1000/44.28

U15-1000/43.29

- Toby
- Meter Consumer
- WSServiceLine
- Main

**WATER SUPPLY SERVICES**  
**1:2000 @ A3 - (U15-1000/43.28)**

This data is derived from sources outside the control of Rotorua District Council and is for information only. All dimensions and levels should be verified by physical location on-site.

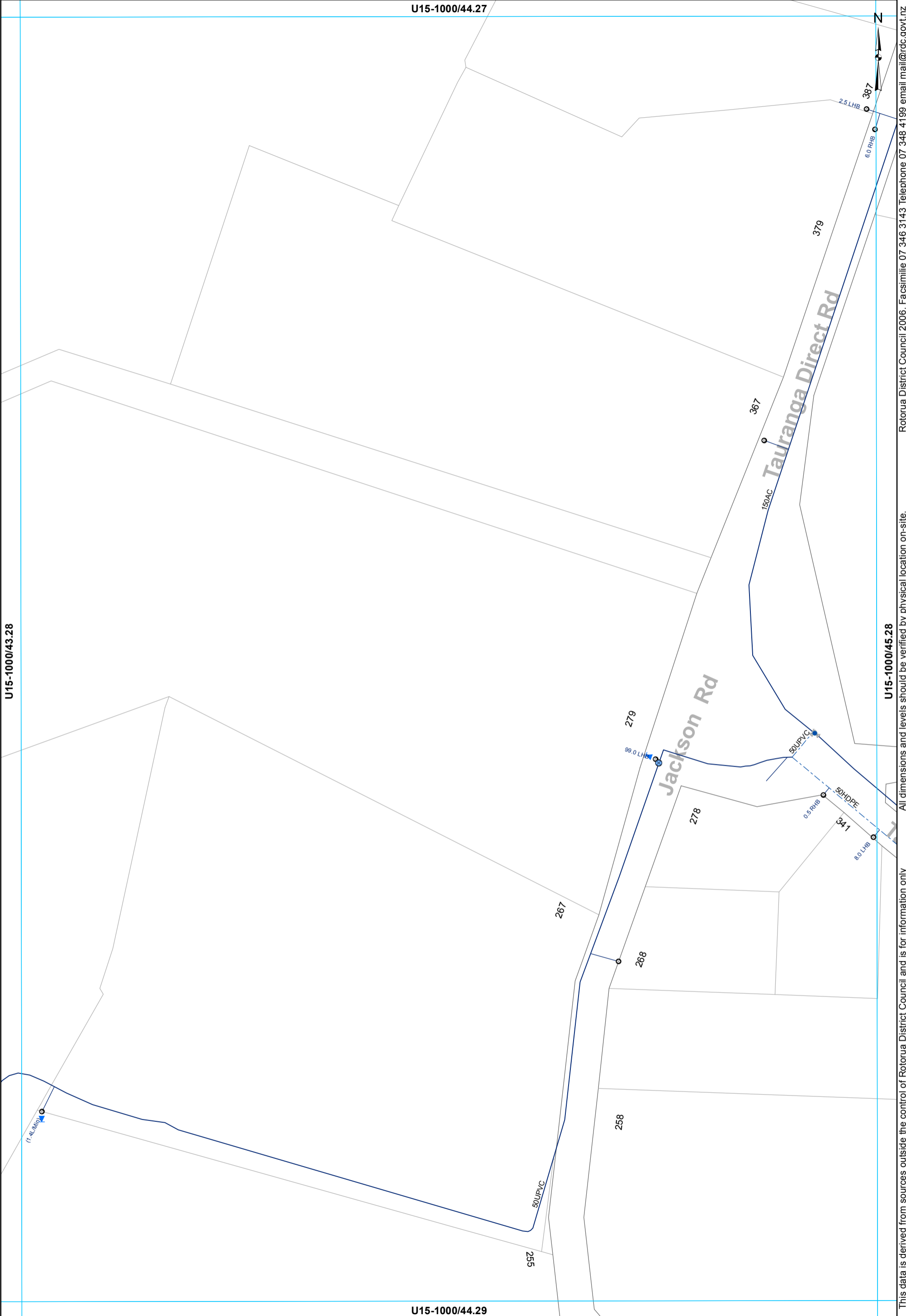
Rotorua District Council 2006. Facsimile 07 346 3143 Telephone 07 348 4199 email mail@rdc.govt.nz

U15-1000/44.27

U15-1000/43.28

U15-1000/45.28

U15-1000/44.29

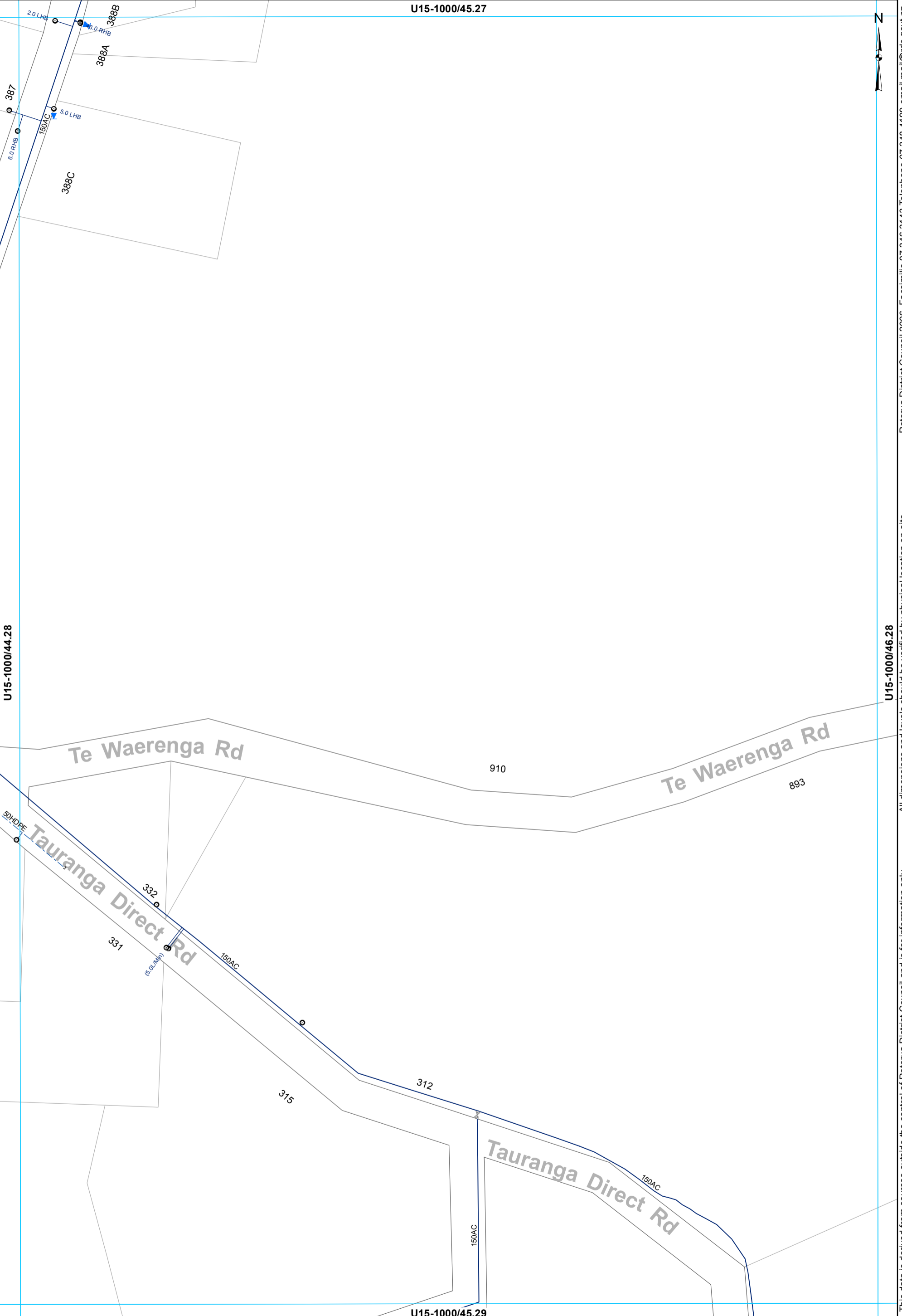


This data is derived from sources outside the control of Rotorua District Council and is for information only. All dimensions and levels should be verified by physical location on-site. Rotorua District Council 2006. Facsimile 07 346 3143 Telephone 07 348 4199 email mail@rdcc.govt.nz

- ⊗ Valve
- Hydrant
- ⊙ Meter Bulk
- WSServiceLine
- Toby
- ⊙ Meter Consumer
- Main
- - - Rider main

**WATER SUPPLY SERVICES**  
**1:2000 @ A3 - (U15-1000/44.28)**

U15-1000/45.27



U15-1000/44.28

U15-1000/46.28

U15-1000/45.29

- ⊗ Valve
- Meter Consumer
- WSServiceLine
- Toby
- ⊔ Capped End
- Main
- - - Rider main

**WATER SUPPLY SERVICES**  
**1:2000 @ A3 - (U15-1000/45.28)**

This data is derived from sources outside the control of Rotorua District Council and is for information only

All dimensions and levels should be verified by physical location on-site.

Rotorua District Council 2006. Facsimile 07 346 3143 Telephone 07 348 4199 email mail@rdc.govt.nz

U15-1000/46.27



Rotorua District Council 2006. Facsimile 07 346 3143 Telephone 07 348 4199 email mail@rdc.govt.nz

U15-1000/45.28

U15-1000/47.28

Te Waerenga Rd

Te Waerenga Rd

844

0.5 RIBS GATE

40UPVC

871A

871

U15-1000/46.29

This data is derived from sources outside the control of Rotorua District Council and is for information only. All dimensions and levels should be verified by physical location on-site.

**WATER SUPPLY SERVICES  
1:2000 @ A3 - (U15-1000/46.28)**

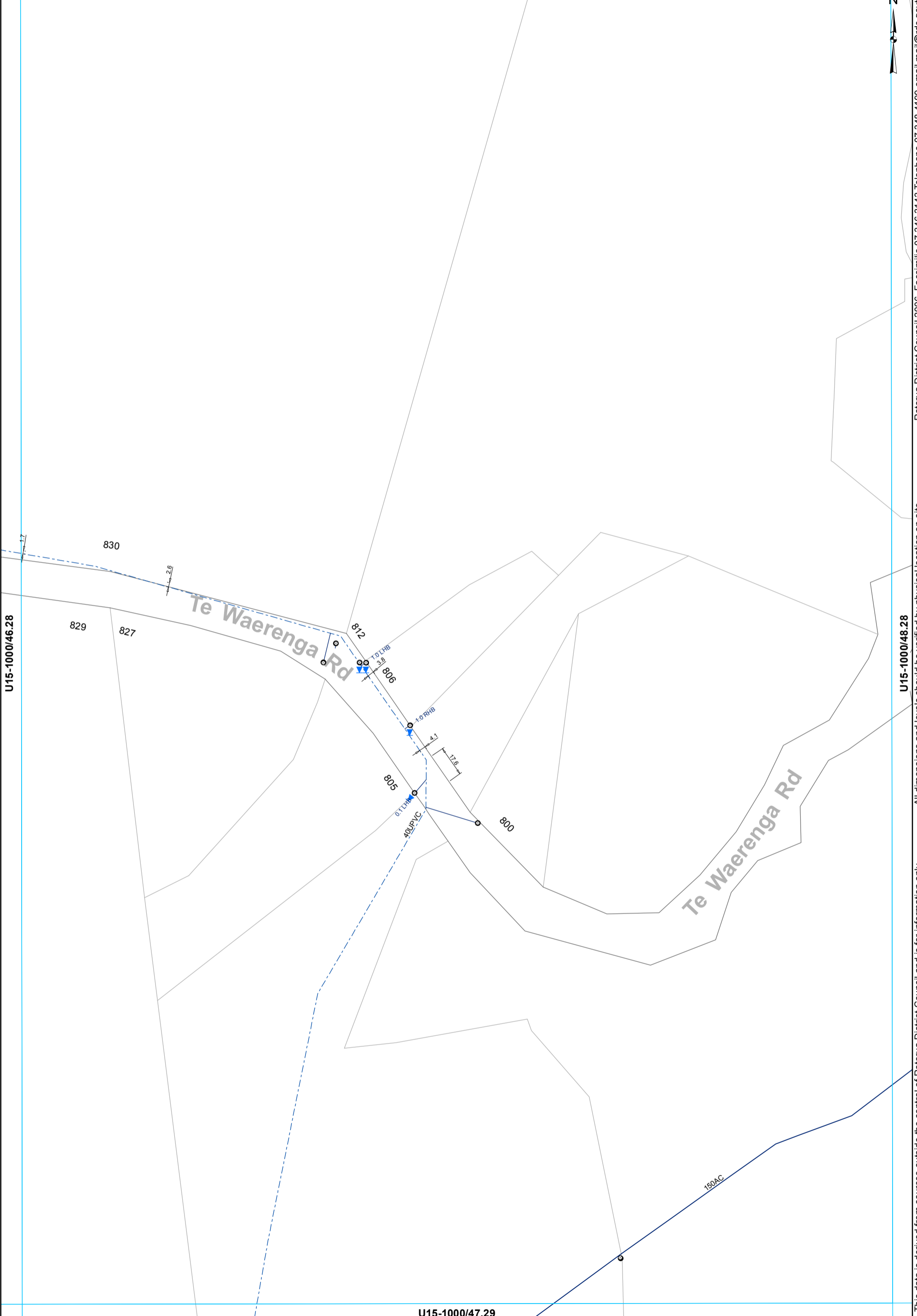
- ⊗ Valve
- ⊙ Meter Consumer
- WSServiceLine
- ⊙ Toby
- - - Rider main



U15-1000/47.27



Rotorua District Council 2006. Facsimile 07 346 3143 Telephone 07 348 4199 email mail@rdcc.govt.nz



U15-1000/46.28

U15-1000/48.28

U15-1000/47.29

- Toby
- ⊙ Meter Consumer
- WSServiceLine
- Main
- - - Rider main

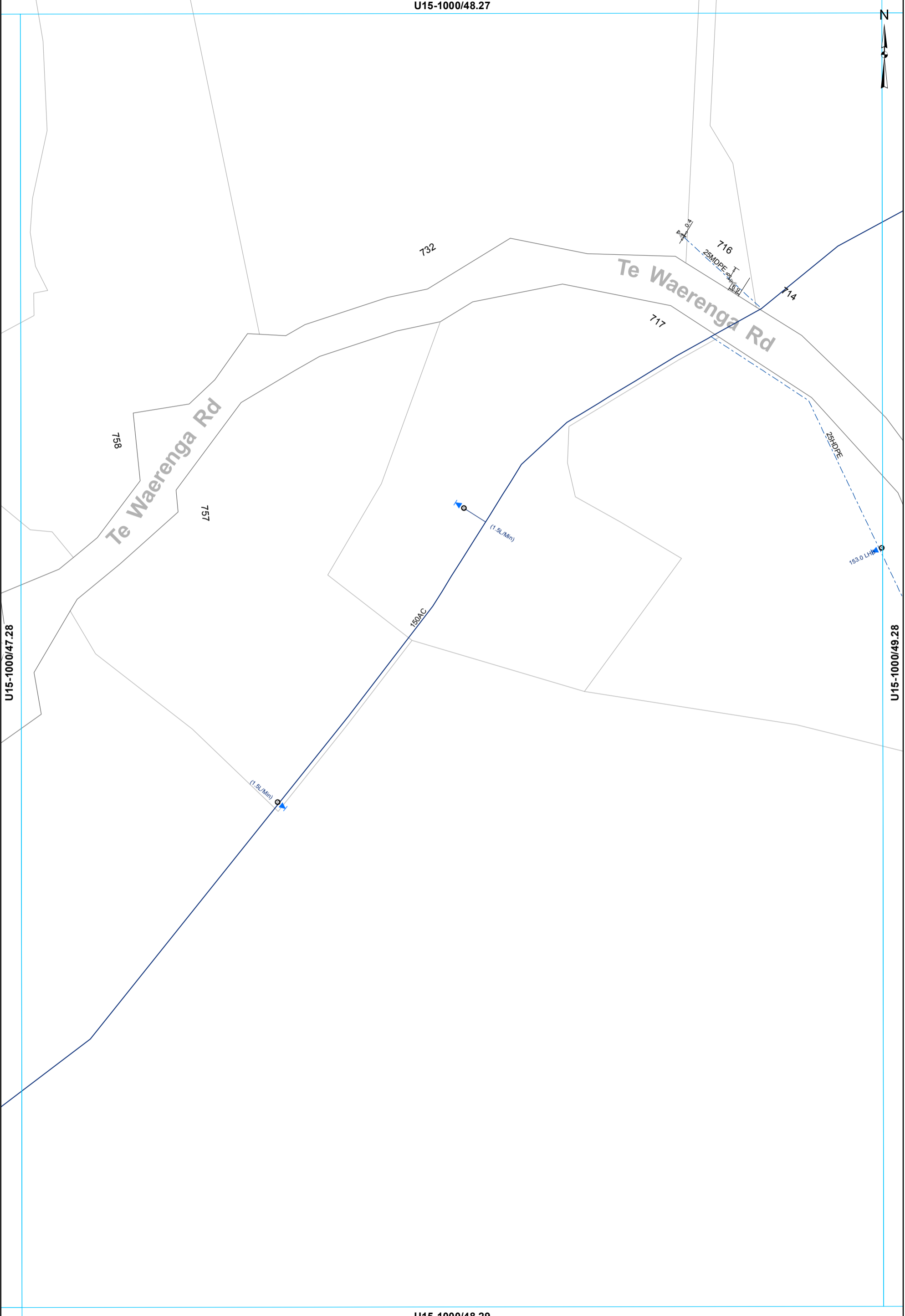
**WATER SUPPLY SERVICES**  
1:2000 @ A3 - (U15-1000/47.28)

This data is derived from sources outside the control of Rotorua District Council and is for information only. All dimensions and levels should be verified by physical location on-site.

U15-1000/48.27



Rotorua District Council 2006. Facsimile 07 346 3143 Telephone 07 348 4199 email mail@rdcc.govt.nz

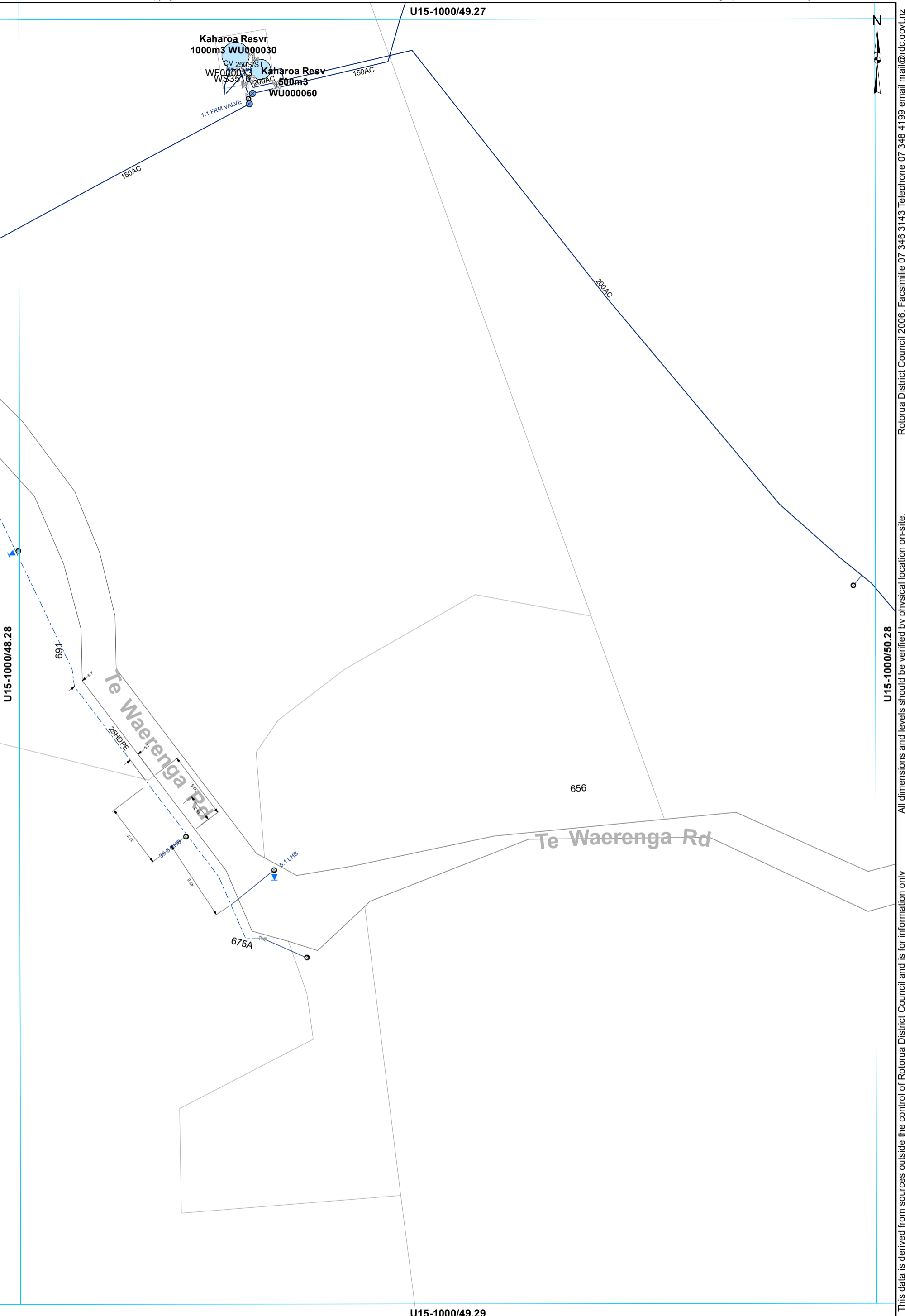


All dimensions and levels should be verified by physical location on-site.

This data is derived from sources outside the control of Rotorua District Council and is for information only

- ⊗ Valve
- ⊙ Meter Consumer
- WSServiceLine
- Toby
- ◻ Capped End
- Main
- - - Rider main

**WATER SUPPLY SERVICES**  
**1:2000 @ A3 - (U15-1000/48.28)**



This data is derived from sources outside the control of Rotorua District Council and is for information only. All dimensions and levels should be verified by physical location on-site. Rotorua District Council 2006. Facsimile 07 346 3143 Telephone 07 348 4199 email mail@rdc.govt.nz

- ⊗ Valve
- Toby
- ⊗ Closed Valve
- ⊙ Meter Bulk
- Meter Consumer
- WSServiceLine
- Main
- - - Rider main

**WATER SUPPLY SERVICES**  
**1:2000 @ A3 - (U15-1000/49.28)**

U15-1000/50.27



U15-1000/49.28

U15-1000/51.28

200AC

200AC

100AC

587

200AC

Te Waerenga Rd

Te Waerenga Rd

U15-1000/50.29

- ⊗ Valve
- Hydrant
- ⊗ Meter Bulk
- WSServiceLine
- Toby
- Main

**WATER SUPPLY SERVICES**  
**1:2000 @ A3 - (U15-1000/50.28)**

This data is derived from sources outside the control of Rotorua District Council and is for information only. All dimensions and levels should be verified by physical location on-site.

Rotorua District Council 2006. Facsimile 07 346 3143 Telephone 07 348 4199 email mail@rdcc.govt.nz

U15-1000/51.27



U15-1000/50.28

U15-1000/52.28

574

100AC

100AC

Te Waerenga Rd

Te Waerenga Rd

587

200AC

U15-1000/51.29

This data is derived from sources outside the control of Rotorua District Council and is for information only. All dimensions and levels should be verified by physical location on-site.

Rotorua District Council 2006. Facsimile 07 346 3143 Telephone 07 348 4199 email mail@rdcc.govt.nz

- Toby
- Meter Consumer
- WSServiceLine
- Main

**WATER SUPPLY SERVICES**  
**1:2000 @ A3 - (U15-1000/51.28)**

U15-1000/52.27



U15-1000/51.28

U15-1000/53.28



This data is derived from sources outside the control of Rotorua District Council and is for information only. All dimensions and levels should be verified by physical location on-site.

Rotorua District Council 2006. Facsimile 07 346 3143 Telephone 07 348 4199 email mail@rdcc.govt.nz

- ⊗ Valve
- ⊙ Meter Consumer
- Toby
- WSServiceLine
- Main

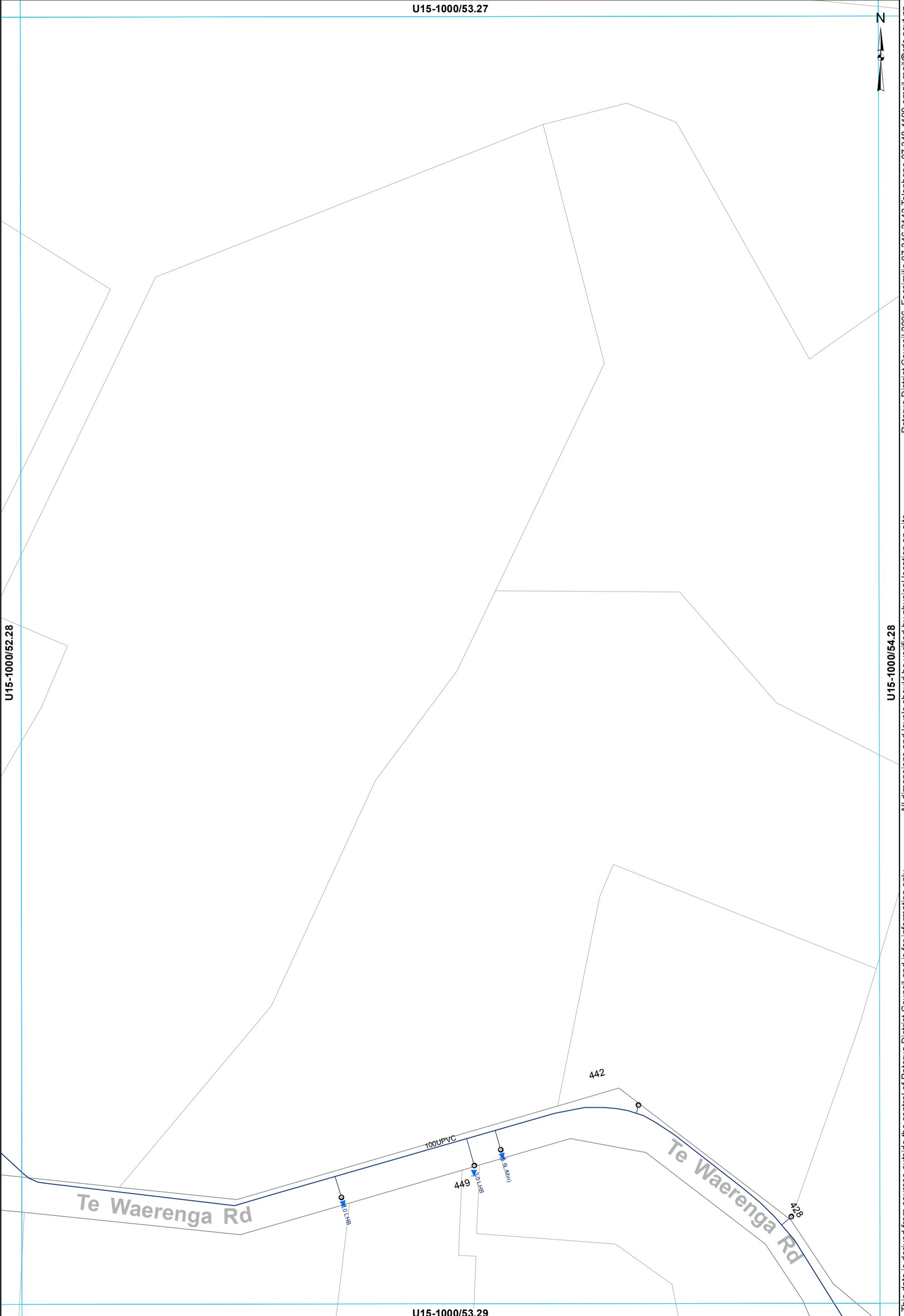
**WATER SUPPLY SERVICES**  
**1:2000 @ A3 - (U15-1000/52.28)**

U15-1000/53.27



U15-1000/52.28

U15-1000/54.28



- Toby
- Meter Consumer
- WSServiceLine
- Main

**WATER SUPPLY SERVICES**  
**1:2000 @ A3 - (U15-1000/53.28)**

This data is derived from sources outside the control of Rotorua District Council and is for information only

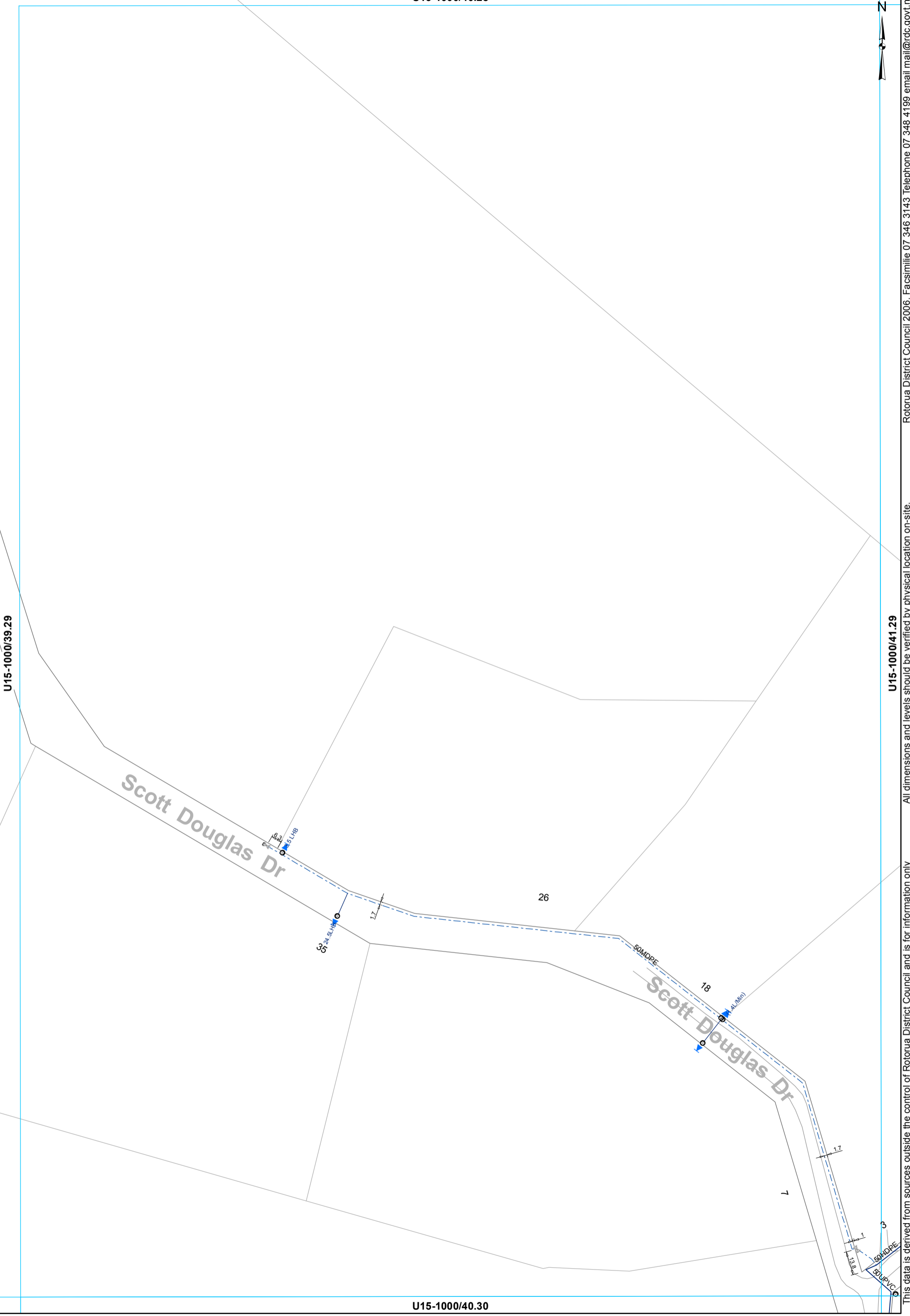
All dimensions and levels should be verified by physical location on-site.  
Rotorua District Council 2006. Facsimile 07 346 3143 Telephone 07 348 4199 email mail@rdcc.govt.nz

U15-1000/40.28



U15-1000/39.29

U15-1000/41.29



This data is derived from sources outside the control of Rotorua District Council and is for information only. All dimensions and levels should be verified by physical location on-site.

Rotorua District Council 2006. Facsimile 07 346 3143 Telephone 07 348 4199 email mail@rdc.govt.nz

- ⊗ Valve
- Meter Consumer
- WSServiceLine
- Toby
- ⊔ Capped End
- Main
- - - Rider main

**WATER SUPPLY SERVICES**  
**1:2000 @ A3 - (U15-1000/40.29)**

U15-1000/40.30



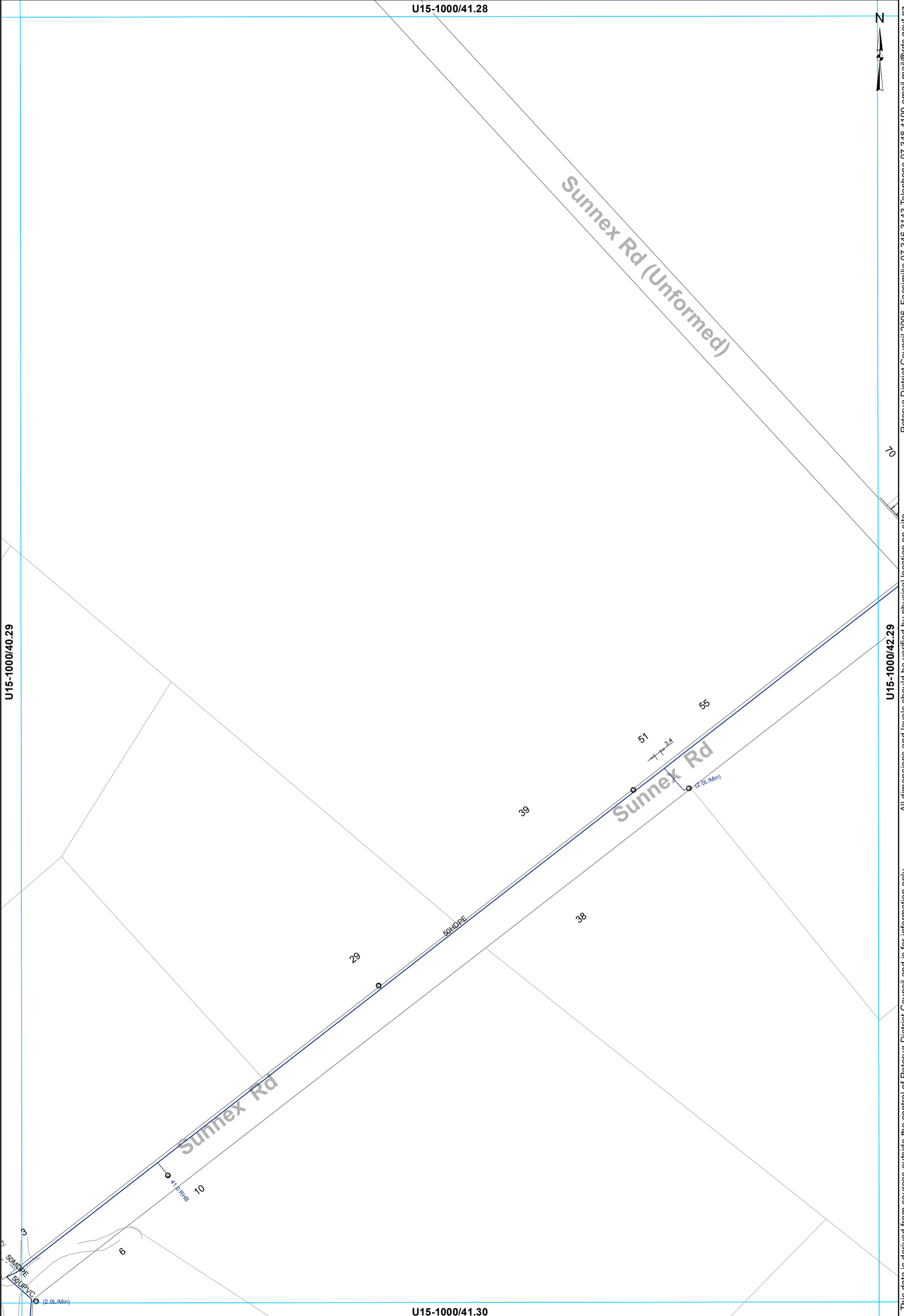
U15-1000/41.28



Rotorua District Council 2006. Facsimile 07 346 3143 Telephone 07 348 4199 email mail@rdc.govt.nz

U15-1000/40.29

U15-1000/42.29

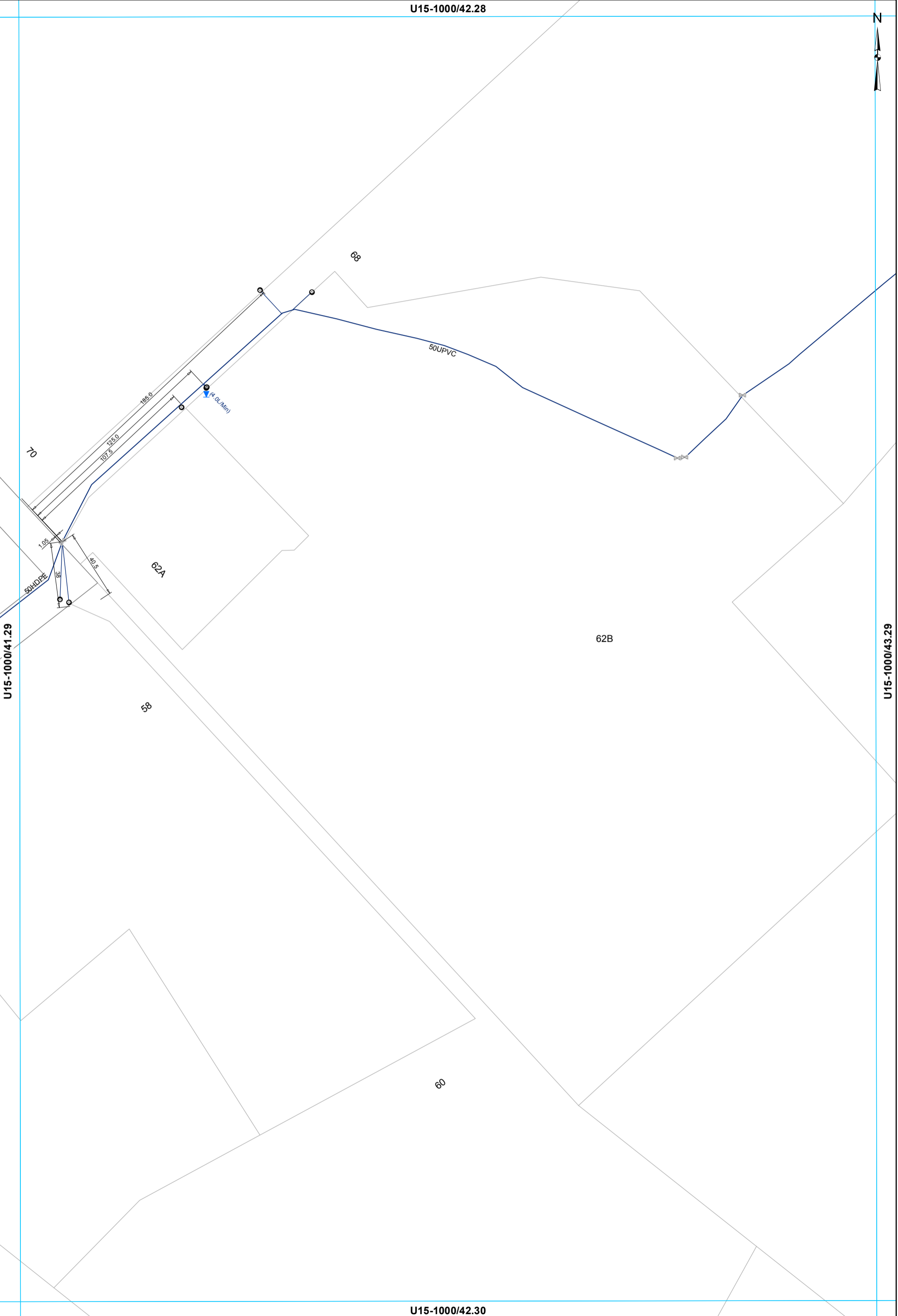


This data is derived from sources outside the control of Rotorua District Council and is for information only. All dimensions and levels should be verified by physical location on-site.

- Toby
- ⊙ Meter Consumer
- WSServiceLine
- Main
- - - Rider main

**WATER SUPPLY SERVICES**  
**1:2000 @ A3 - (U15-1000/41.29)**

U15-1000/42.28



Rotorua District Council 2006. Facsimile 07 346 3143 Telephone 07 348 4199 email mail@rdc.govt.nz

All dimensions and levels should be verified by physical location on-site.

This data is derived from sources outside the control of Rotorua District Council and is for information only

- ⊗ Valve
- Meter Consumer
- WSServiceLine
- Toby
- Main

**WATER SUPPLY SERVICES**  
**1:2000 @ A3 - (U15-1000/42.29)**

U15-1000/43.28



50UPVC

U15-1000/42.29

U15-1000/44.29

U15-1000/43.30

— Main

**WATER SUPPLY SERVICES**  
**1:2000 @ A3 - (U15-1000/43.29)**

This data is derived from sources outside the control of Rotorua District Council and is for information only

Rotorua District Council 2006. Facsimile 07 346 3143 Telephone 07 348 4199 email mail@rdc.govt.nz

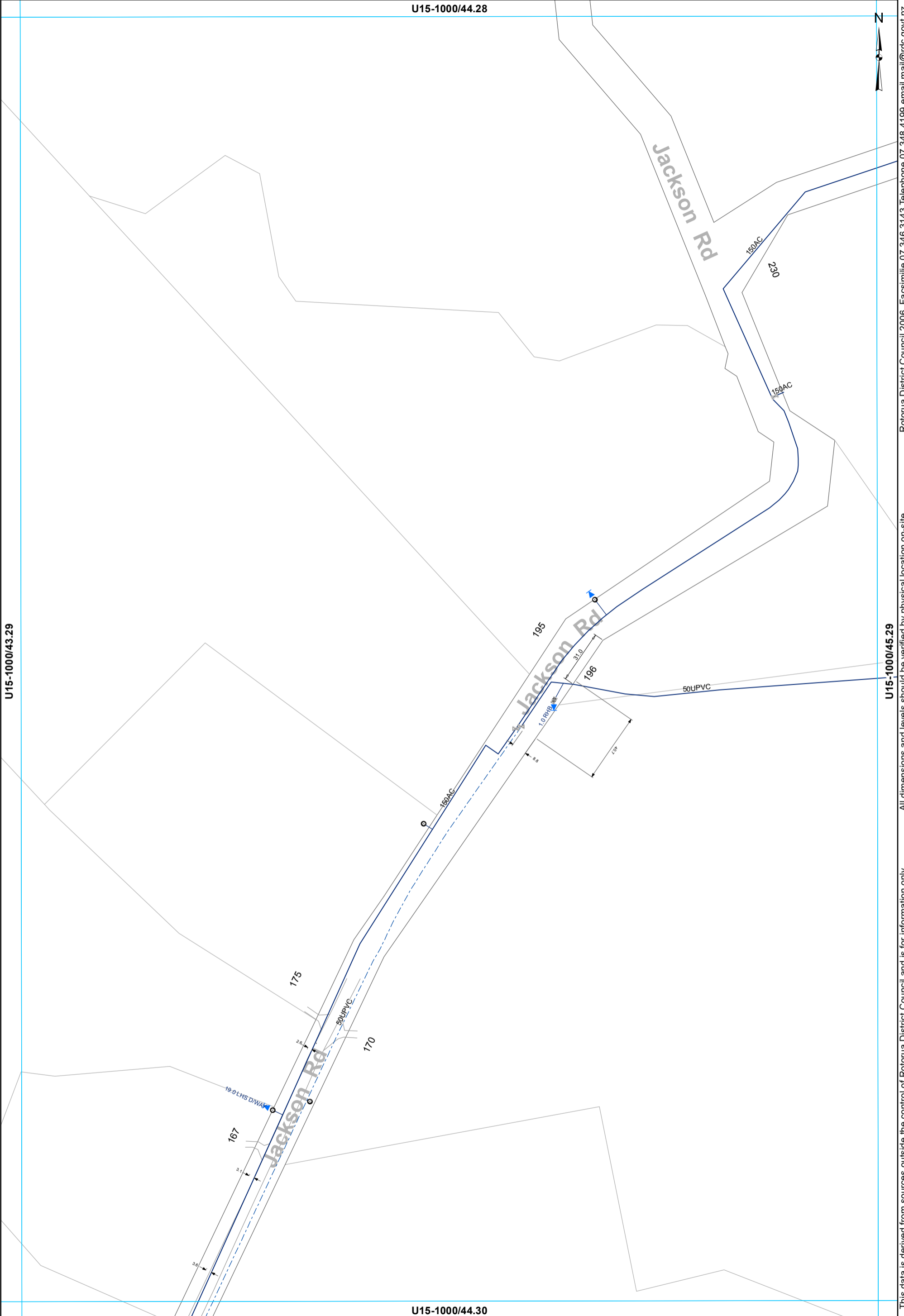
U15-1000/44.28



Rotorua District Council 2006. Facsimile 07 346 3143 Telephone 07 348 4199 email mail@rdc.govt.nz

U15-1000/43.29

U15-1000/45.29

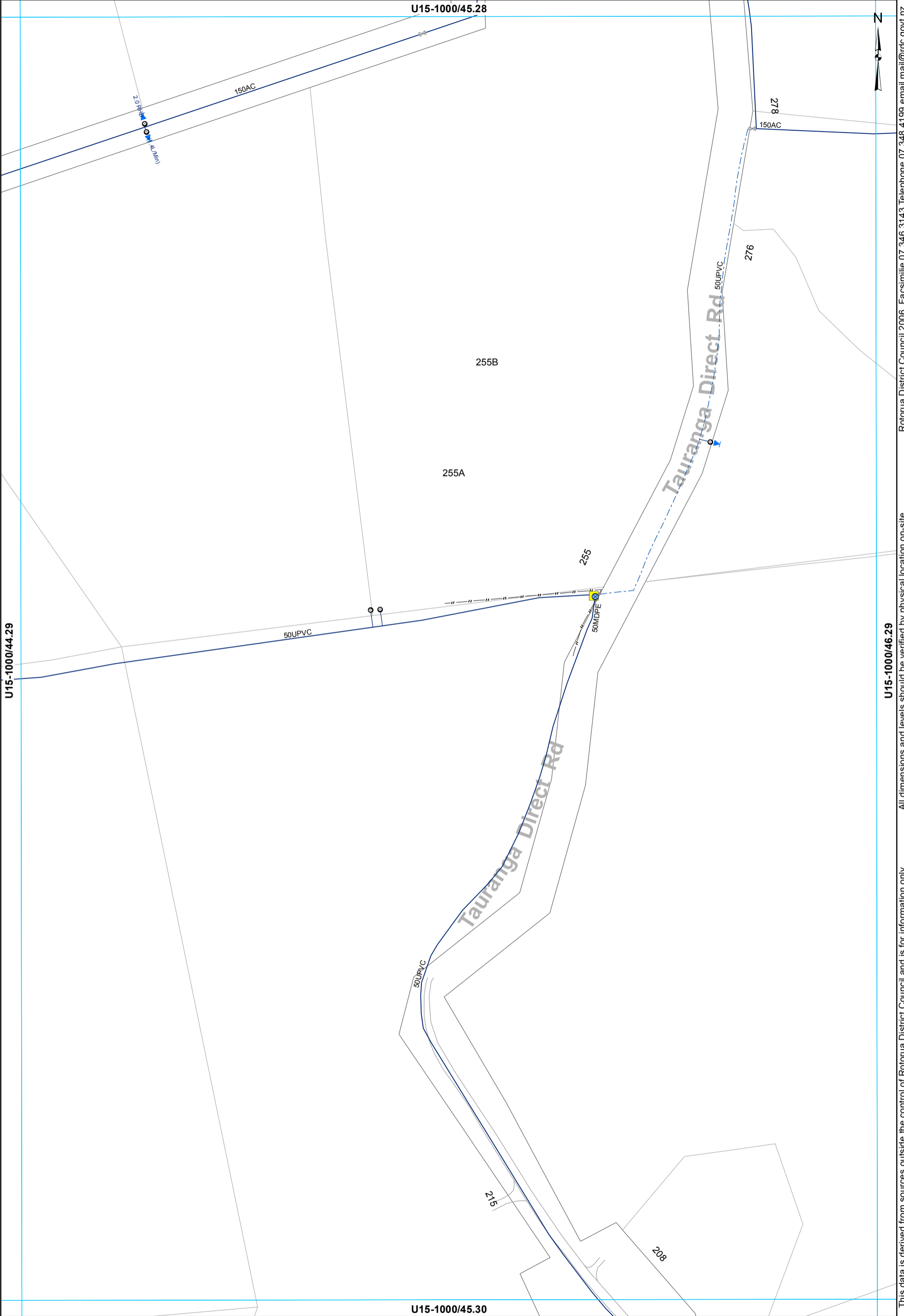


This data is derived from sources outside the control of Rotorua District Council and is for information only. All dimensions and levels should be verified by physical location on-site.

U15-1000/44.30

- ⊠ Valve
- Meter Consumer
- WSServiceLine
- Toby
- Main
- - - Rider main

**WATER SUPPLY SERVICES**  
1:2000 @ A3 - (U15-1000/44.29)



- ⊗ Valve
- ⊙ Toby
- ⊙ Meter Bulk
- ⊙ Meter Consumer
- Miscellaneous
- WSServiceLine
- Main
- - - Rider main

**WATER SUPPLY SERVICES**  
**1:2000 @ A3 - (U15-1000/45.29)**

This data is derived from sources outside the control of Rotorua District Council and is for information only

Rotorua District Council 2006. Facsimile 07 346 3143 Telephone 07 348 4199 email mail@rdc.govt.nz

U15-1000/46.28



Rotorua District Council 2006. Facsimile 07 346 3143 Telephone 07 348 4199 email mail@rdc.govt.nz

150AC  
166.00 RH

U15-1000/45.29

U15-1000/47.29

All dimensions and levels should be verified by physical location on-site.

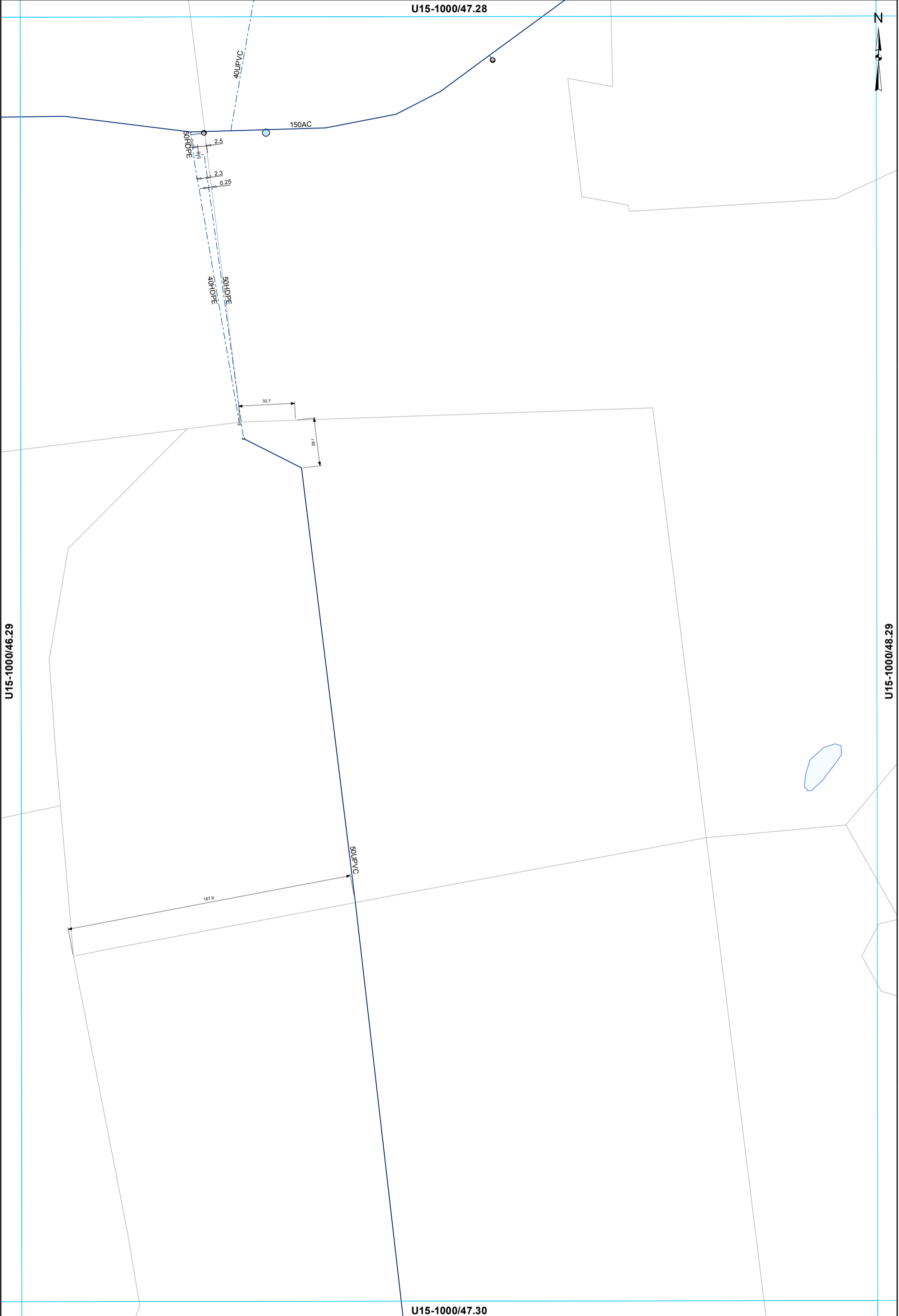
This data is derived from sources outside the control of Rotorua District Council and is for information only

U15-1000/46.30

○ Toby   ○ Meter Consumer   — WSServiceLine  
— Main

**WATER SUPPLY SERVICES**  
**1:2000 @ A3 - (U15-1000/46.29)**

U15-1000/47.28



All dimensions and levels should be verified by physical location on-site.

This data is derived from sources outside the control of Rotorua District Council and is for information only

Rotorua District Council 2006. Facsimile 07 346 3143 Telephone 07 348 4199 email mail@rdcc.govt.nz

- ⊠ Valve
- Meter Consumer
- WSServiceLine
- Toby
- ⌞ Capped End
- Main
- - - Rider main

**WATER SUPPLY SERVICES**  
**1:2000 @ A3 - (U15-1000/47.29)**

U15-1000/51.28



U15-1000/50.29

200AC

U15-1000/52.29

U15-1000/51.30

- ⊗ Valve
- ⊙ Meter Bulk
- WSServiceLine
- Main

**WATER SUPPLY SERVICES**  
**1:2000 @ A3 - (U15-1000/51.29)**

This data is derived from sources outside the control of Rotorua District Council and is for information only

Rotorua District Council 2006. Facsimile 07 346 3143 Telephone 07 348 4199 email mail@rdcc.govt.nz



U15-1000/53.28

421

100UPVC

N

U15-1000/52.29

U15-1000/54.29

U15-1000/53.30

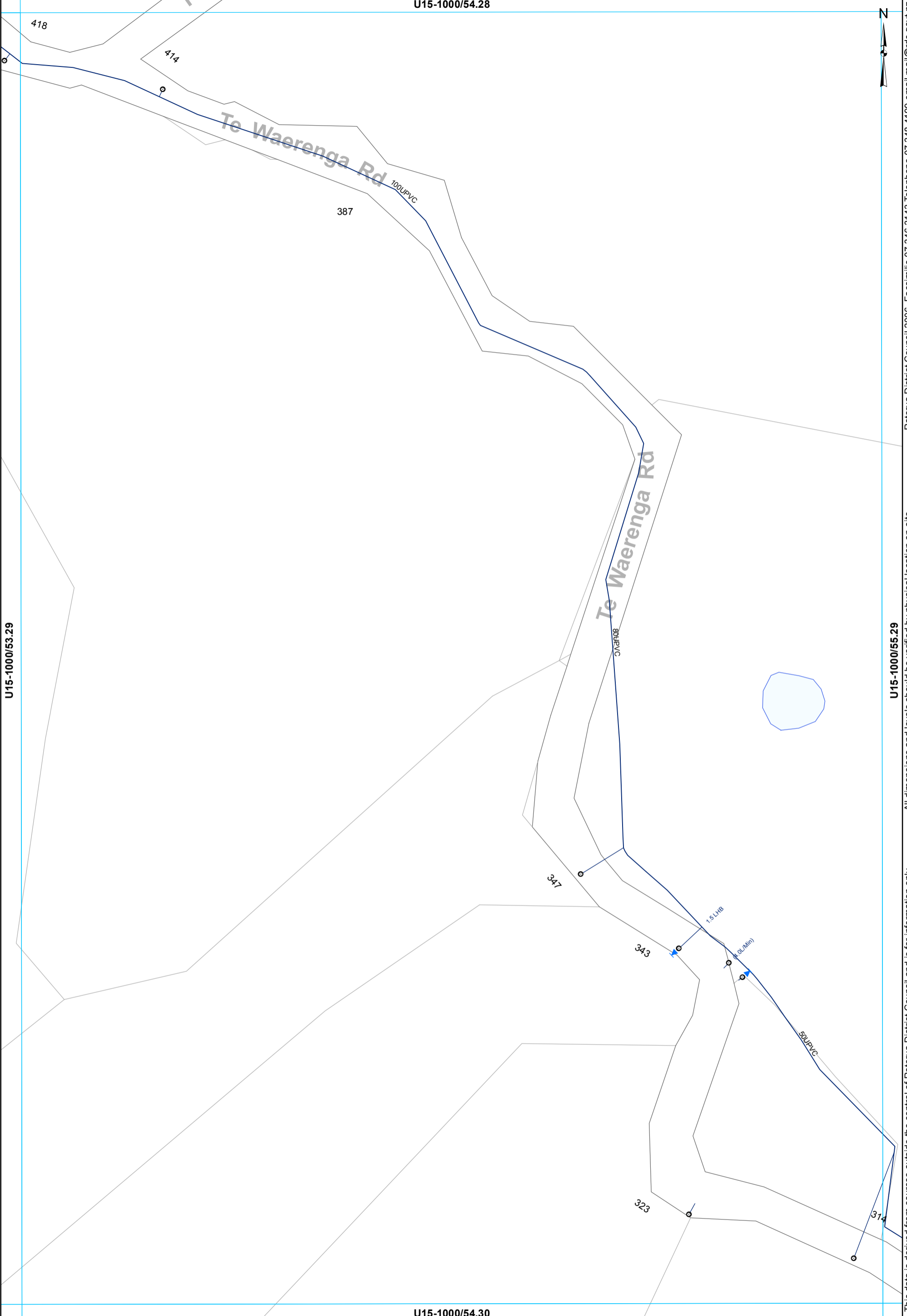
- Toby
- ◊ Meter Consumer
- WSServiceLine
- Main

**WATER SUPPLY SERVICES**  
**1:2000 @ A3 - (U15-1000/53.29)**

This data is derived from sources outside the control of Rotorua District Council and is for information only

Rotorua District Council 2006. Facsimile 07 346 3143 Telephone 07 348 4199 email mail@rdc.govt.nz

U15-1000/54.28



This data is derived from sources outside the control of Rotorua District Council and is for information only. All dimensions and levels should be verified by physical location on-site. Rotorua District Council 2006. Facsimile 07 346 3143 Telephone 07 348 4199 email mail@rdcc.govt.nz

- Toby
- Meter Consumer
- WSServiceLine
- Main

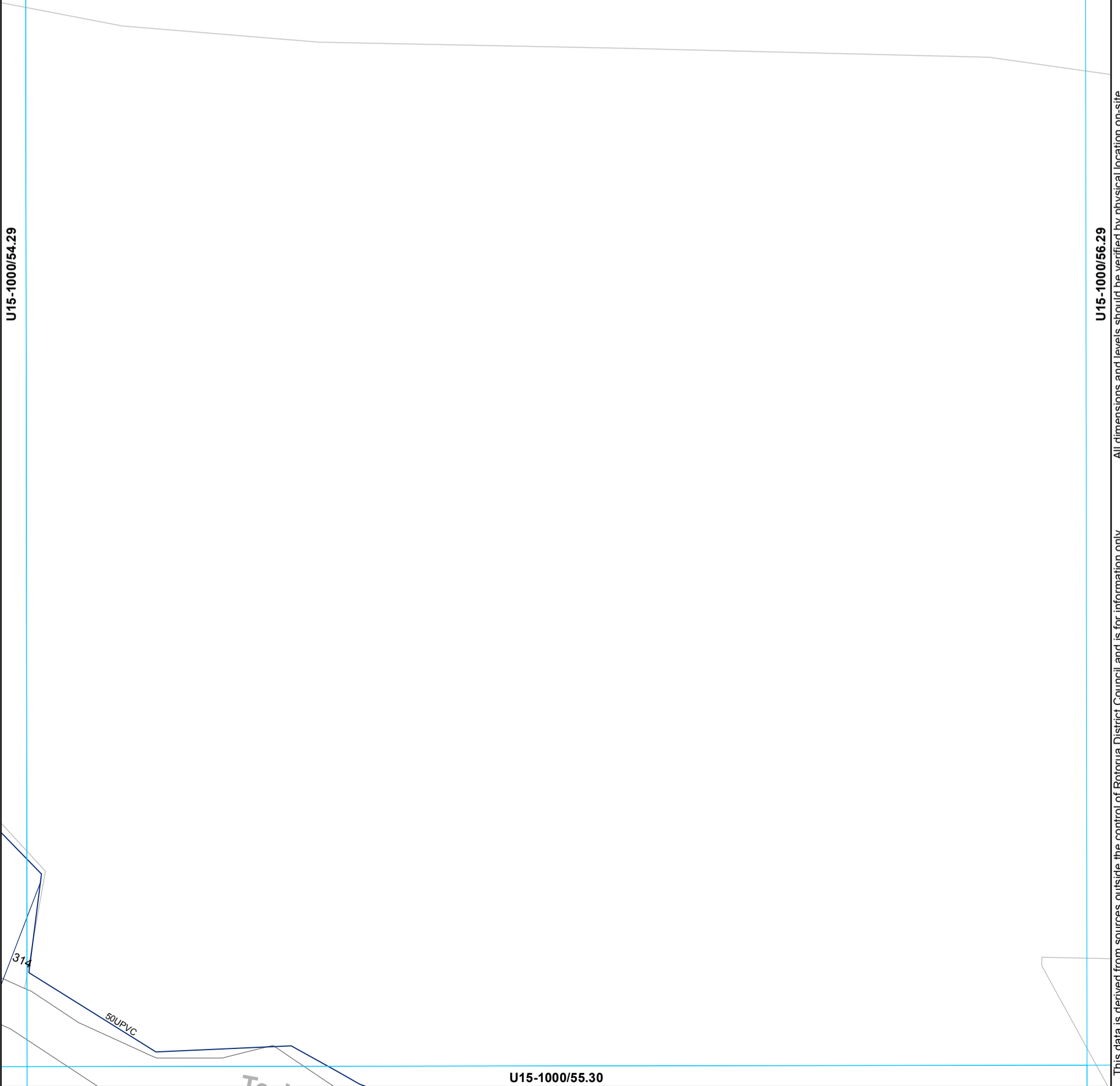
**WATER SUPPLY SERVICES**  
**1:2000 @ A3 - (U15-1000/54.29)**

U15-1000/55.28



U15-1000/54.29

U15-1000/56.29



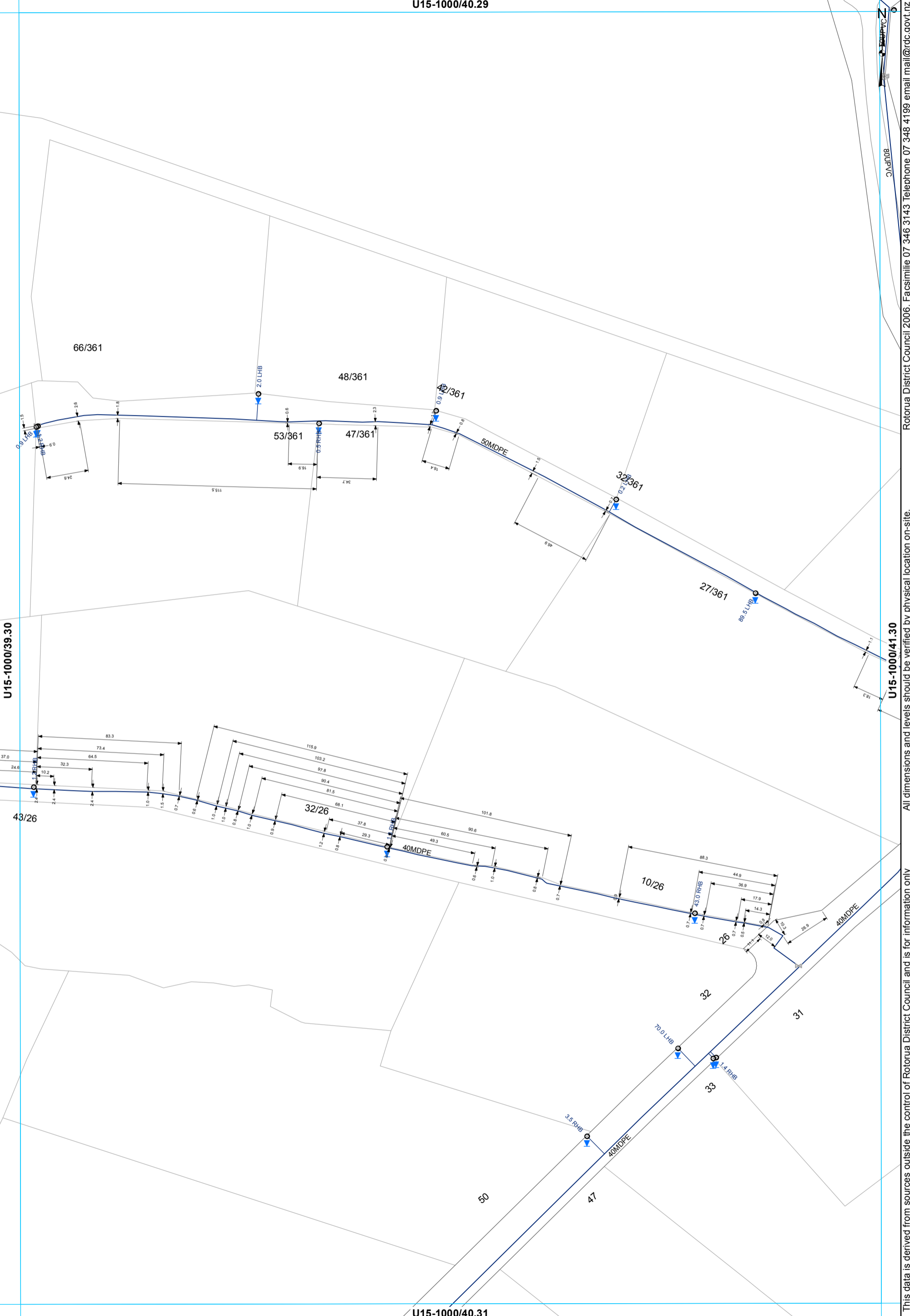
— WSServiceLine  
 — Main

**WATER SUPPLY SERVICES**  
**1:2000 @ A3 - (U15-1000/55.29)**

This data is derived from sources outside the control of Rotorua District Council and is for information only

Rotorua District Council 2006. Facsimile 07 346 3143 Telephone 07 348 4199 email mail@rdc.govt.nz

U15-1000/40.29

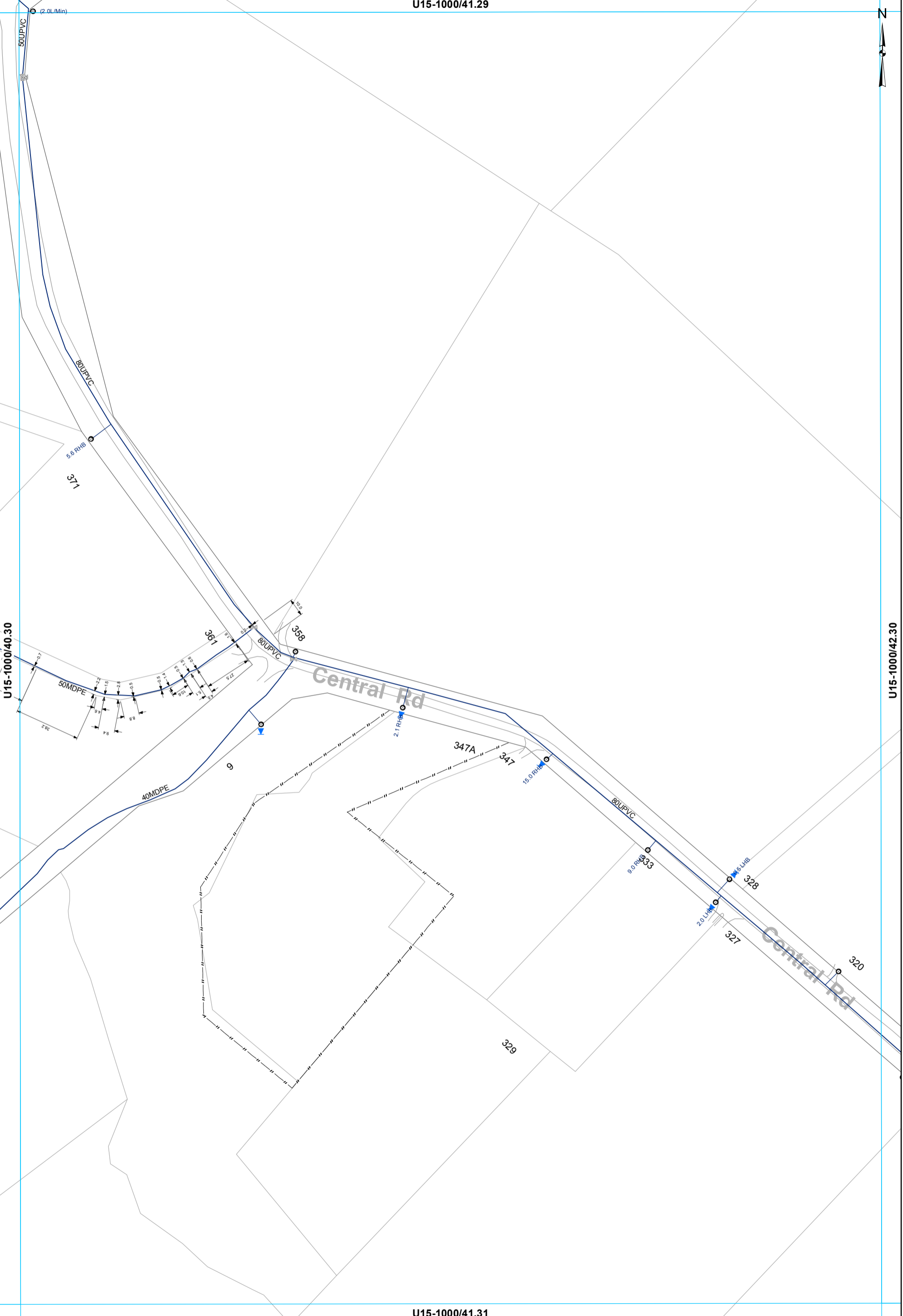


This data is derived from sources outside the control of Rotorua District Council and is for information only. All dimensions and levels should be verified by physical location on-site. Rotorua District Council 2006. Facsimile 07 346 3143 Telephone 07 348 4199 email mail@rdc.govt.nz

- ⊗ Valve
- Meter Consumer
- WSServiceLine
- Toby
- Main

**WATER SUPPLY SERVICES**  
**1:2000 @ A3 - (U15-1000/40.30)**

U15-1000/41.29



U15-1000/40.30

U15-1000/42.30

U15-1000/41.31

- ⊗ Valve
- Meter Consumer
- WSServiceLine
- Toby
- Main

**WATER SUPPLY SERVICES**  
**1:2000 @ A3 - (U15-1000/41.30)**

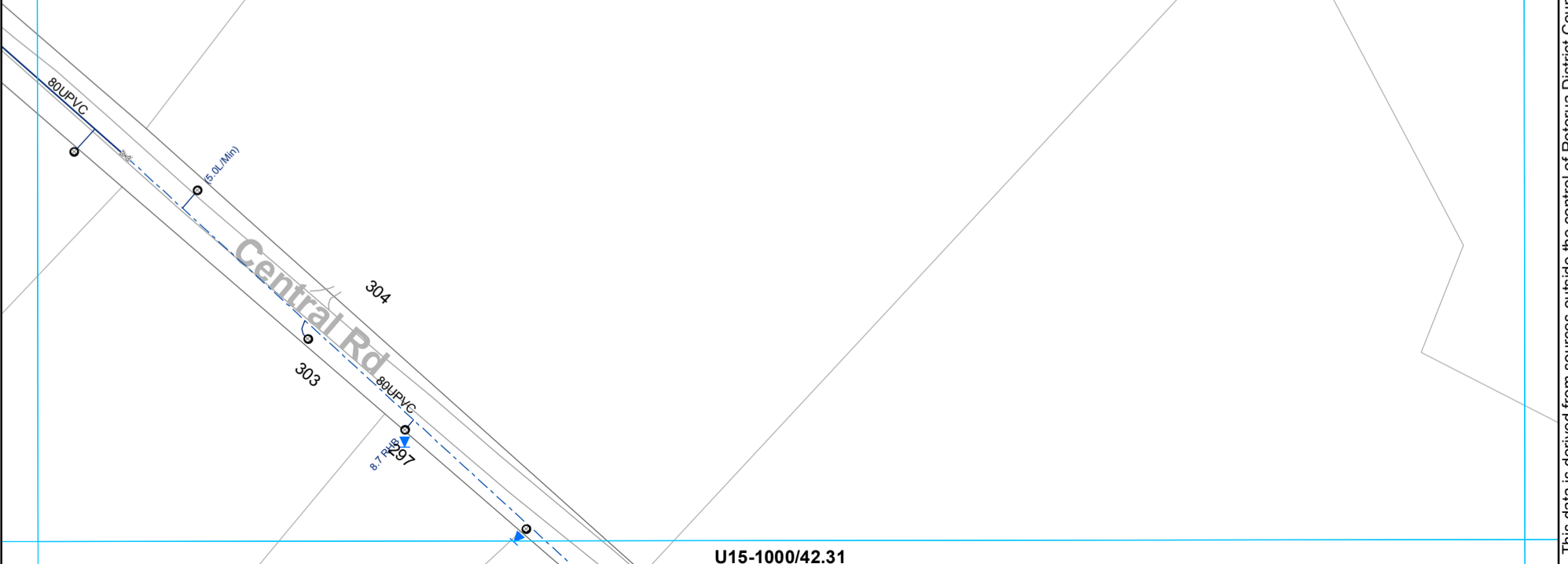
This data is derived from sources outside the control of Rotorua District Council and is for information only. All dimensions and levels should be verified by physical location on-site. Rotorua District Council 2006. Facsimile 07 346 3143 Telephone 07 348 4199 email mail@rdc.govt.nz

U15-1000/42.29



U15-1000/41.30

U15-1000/43.30



U15-1000/42.31

- ⊗ Valve
- Toby
- ⊙ Meter Consumer
- WSServiceLine
- Main
- - - Rider main

**WATER SUPPLY SERVICES**  
**1:2000 @ A3 - (U15-1000/42.30)**

This data is derived from sources outside the control of Rotorua District Council and is for information only. All dimensions and levels should be verified by physical location on-site.

Rotorua District Council 2006. Facsimile 07 346 3143 Telephone 07 348 4199 email mail@rdcc.govt.nz

U15-1000/43.29

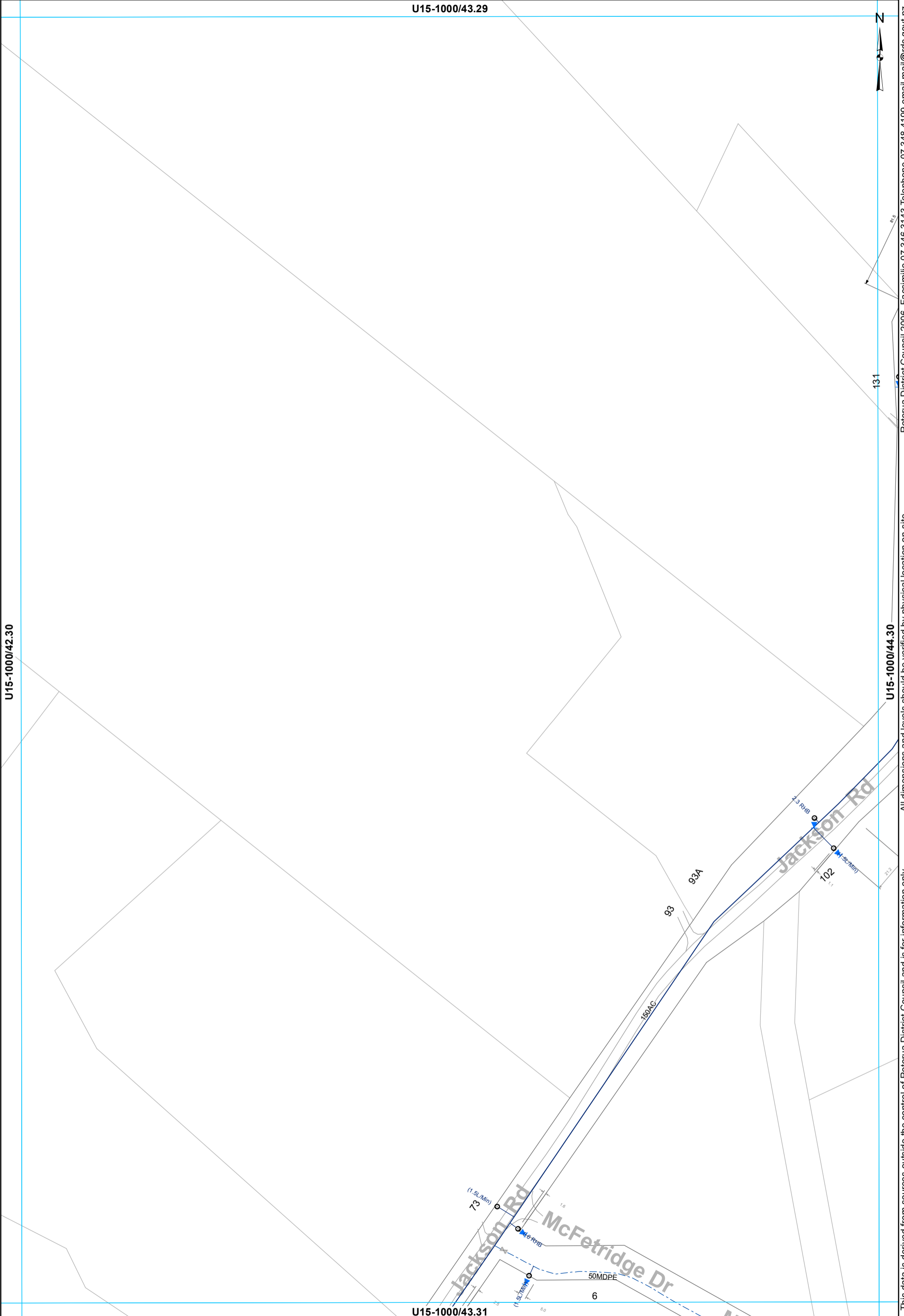


U15-1000/42.30

U15-1000/44.30

This data is derived from sources outside the control of Rotorua District Council and is for information only. All dimensions and levels should be verified by physical location on-site.

Rotorua District Council 2006. Facsimile 07 346 3143 Telephone 07 348 4199 email mail@rdc.govt.nz

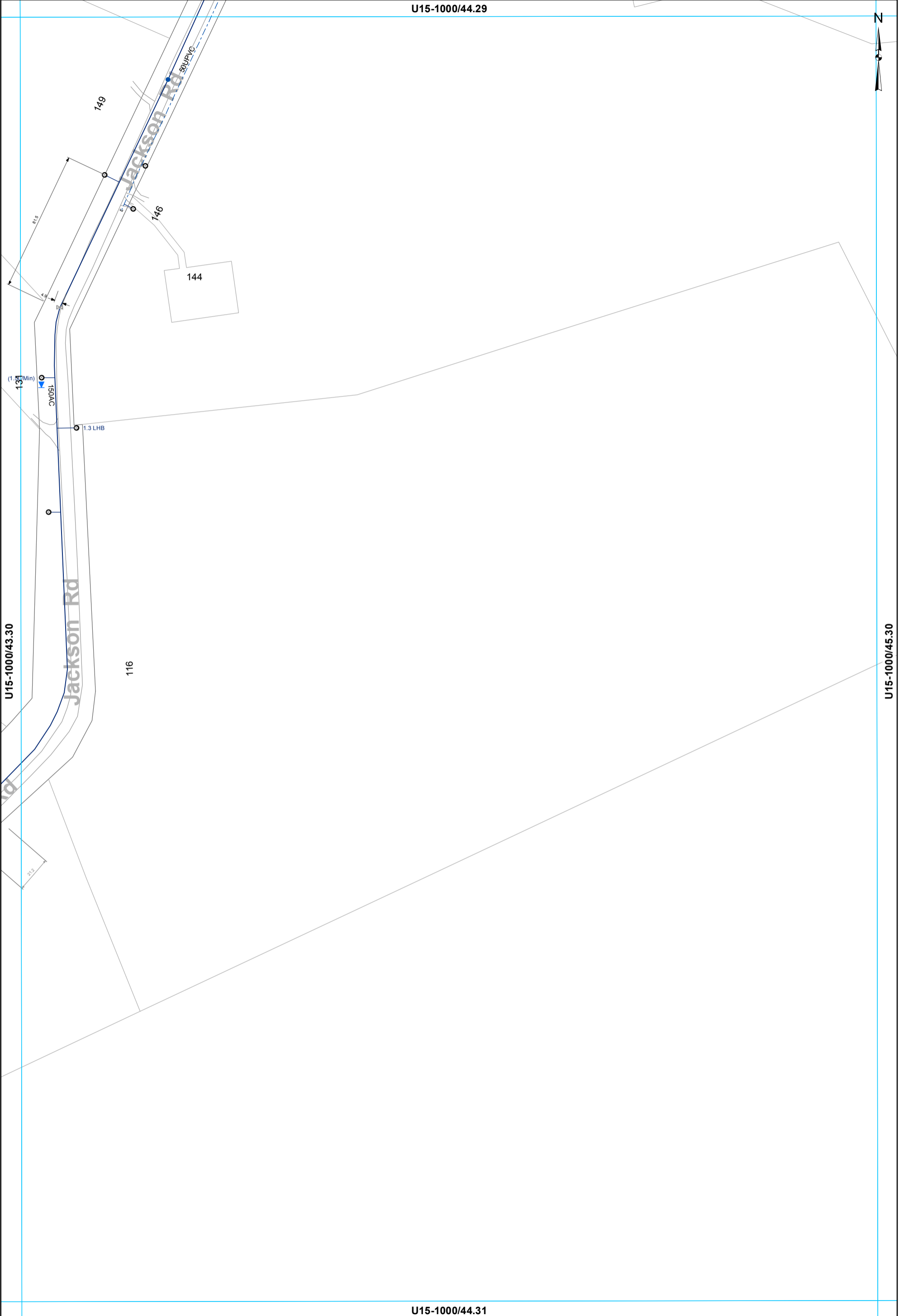


- ⊗ Valve
- Meter Consumer
- WSServiceLine
- Toby
- Main
- - - Rider main

**WATER SUPPLY SERVICES**  
**1:2000 @ A3 - (U15-1000/43.30)**

U15-1000/43.31

U15-1000/44.29



U15-1000/43.30

116

Jackson Rd

149

144

146

137 (1.3 Min)

1.3 LHB

81.8

4.0

21.2

U15-1000/44.31

U15-1000/45.30

- ⊗ Valve
- Hydrant
- Meter Consumer
- WSServiceLine
- Toby
- Capped End
- Main
- - - Rider main

**WATER SUPPLY SERVICES**  
**1:2000 @ A3 - (U15-1000/44.30)**

This data is derived from sources outside the control of Rotorua District Council and is for information only

Rotorua District Council 2006. Facsimile 07 346 3143 Telephone 07 348 4199 email mail@rdcc.govt.nz



U15-1000/45.29

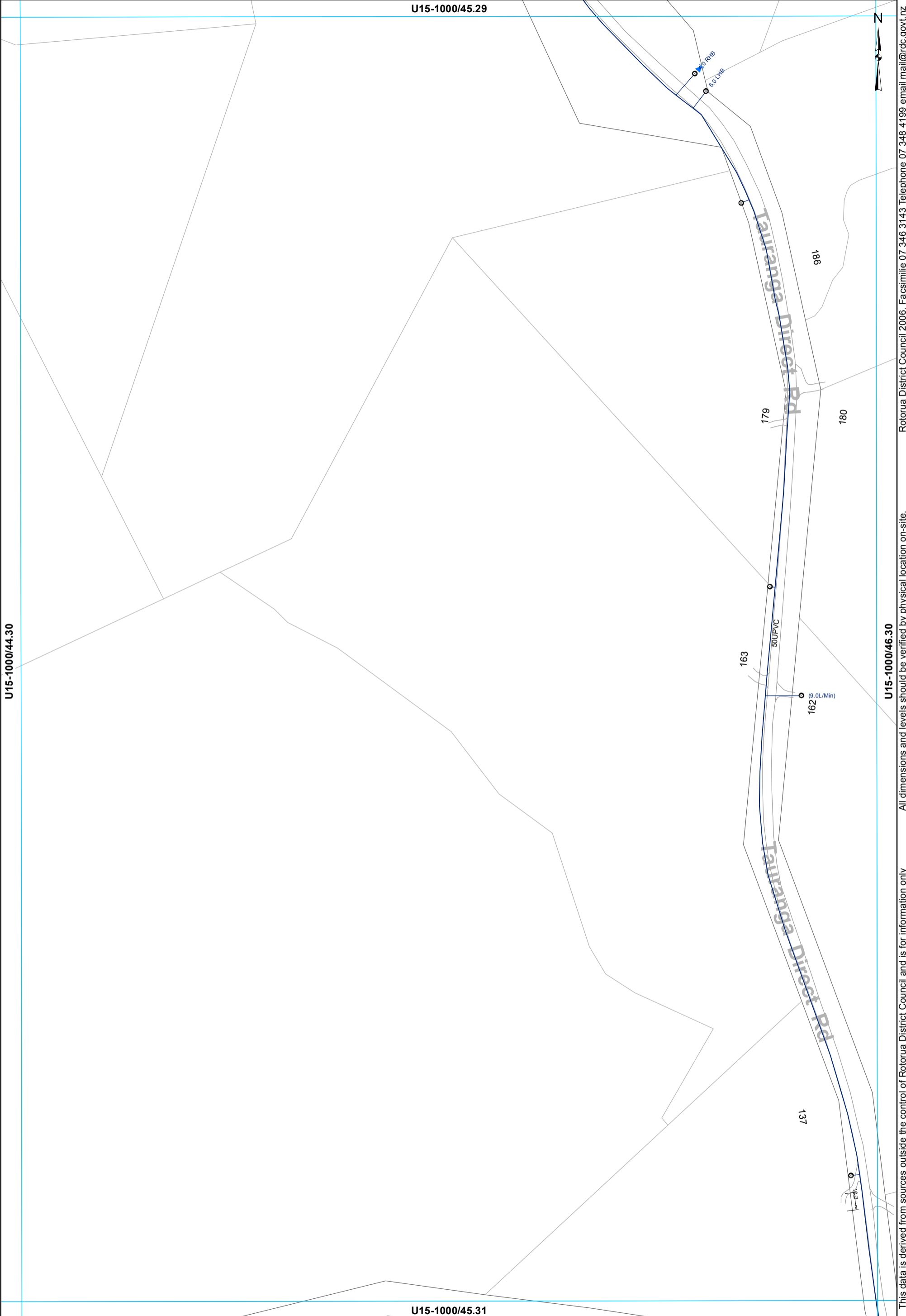
U15-1000/44.30

U15-1000/46.30

U15-1000/45.31

**WATER SUPPLY SERVICES**  
**1:2000 @ A3 - (U15-1000/45.30)**

- Toby
- ⊙ Meter Consumer
- WSServiceLine
- Main



This data is derived from sources outside the control of Rotorua District Council and is for information only. All dimensions and levels should be verified by physical location on-site.

Rotorua District Council 2006. Facsimile 07 346 3143 Telephone 07 348 4199 email mail@rdc.govt.nz

U15-1000/46.29



Rotorua District Council 2006. Facsimile 07 346 3143 Telephone 07 348 4199 email mail@rdc.govt.nz

U15-1000/45.30

U15-1000/47.30

All dimensions and levels should be verified by physical location on-site.

This data is derived from sources outside the control of Rotorua District Council and is for information only

SUPVIC

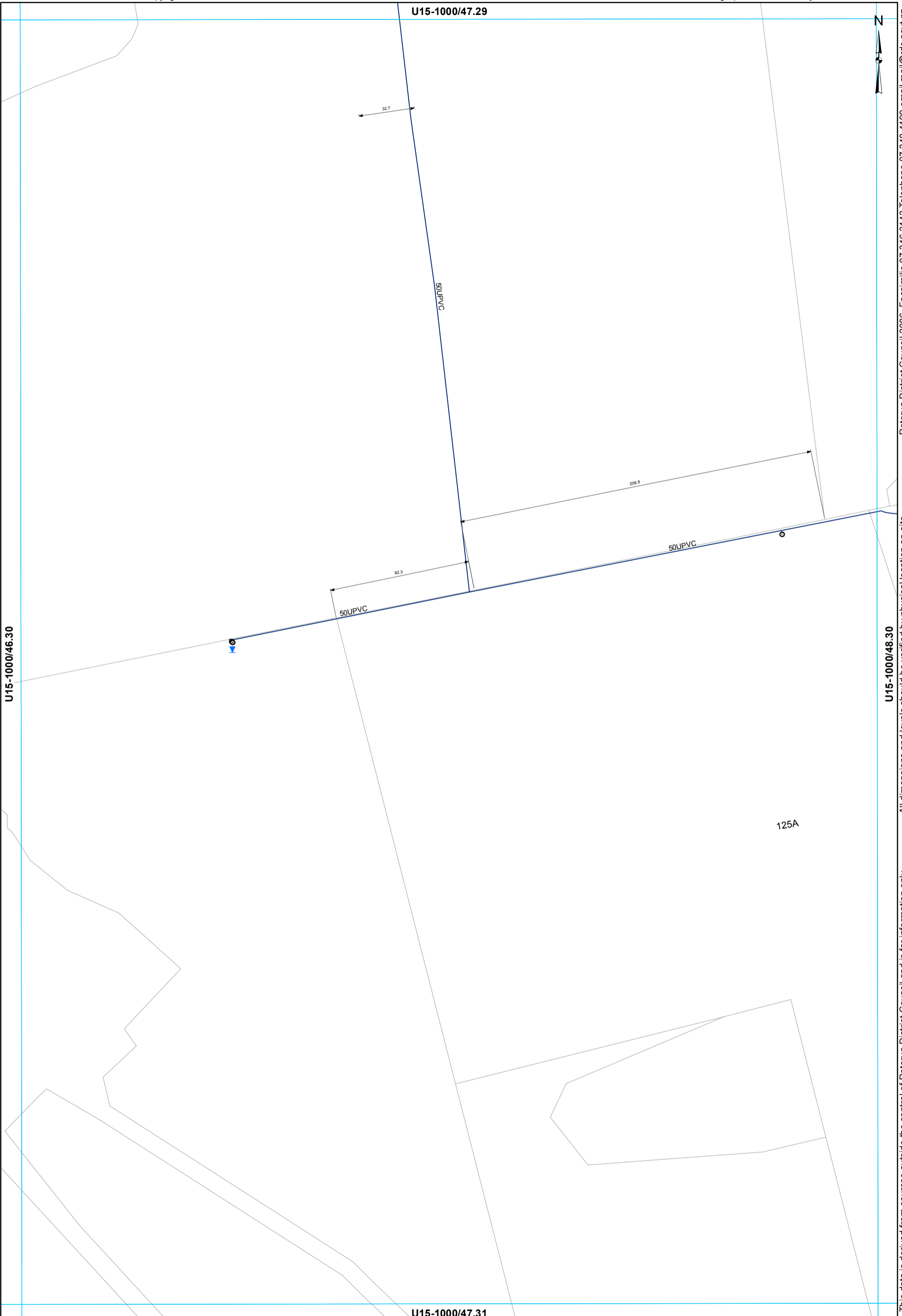
132

19.0

U15-1000/46.31

- Toby
- Meter Consumer
- WSServiceLine
- Main

**WATER SUPPLY SERVICES**  
**1:2000 @ A3 - (U15-1000/46.30)**



This data is derived from sources outside the control of Rotorua District Council and is for information only. All dimensions and levels should be verified by physical location on-site. Rotorua District Council 2006. Facsimile 07 346 3143 Telephone 07 348 4199 email mail@rdc.govt.nz

- Toby
- ⊙ Meter Consumer
- ◐ Capped End
- WSServiceLine
- Main

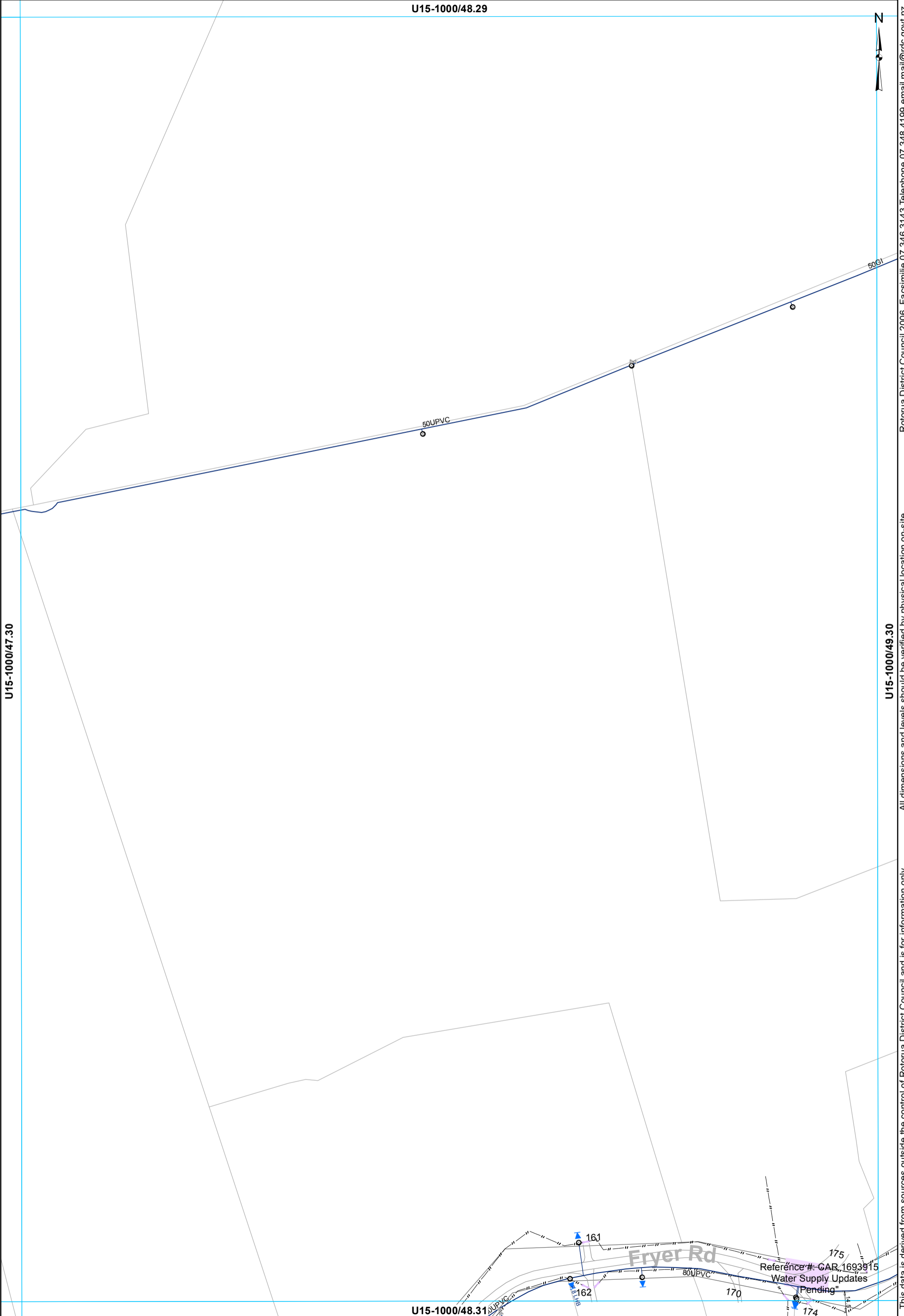
**WATER SUPPLY SERVICES**  
**1:2000 @ A3 - (U15-1000/47.30)**

U15-1000/48.29



U15-1000/47.30

U15-1000/49.30



This data is derived from sources outside the control of Rotorua District Council and is for information only. All dimensions and levels should be verified by physical location on-site. Rotorua District Council 2006. Facsimile 07 346 3143 Telephone 07 348 4199 email mail@rdc.govt.nz

- ⊗ Valve
- Meter Consumer
- WSServiceLine
- Toby
- Main

**WATER SUPPLY SERVICES**  
**1:2000 @ A3 - (U15-1000/48.30)**

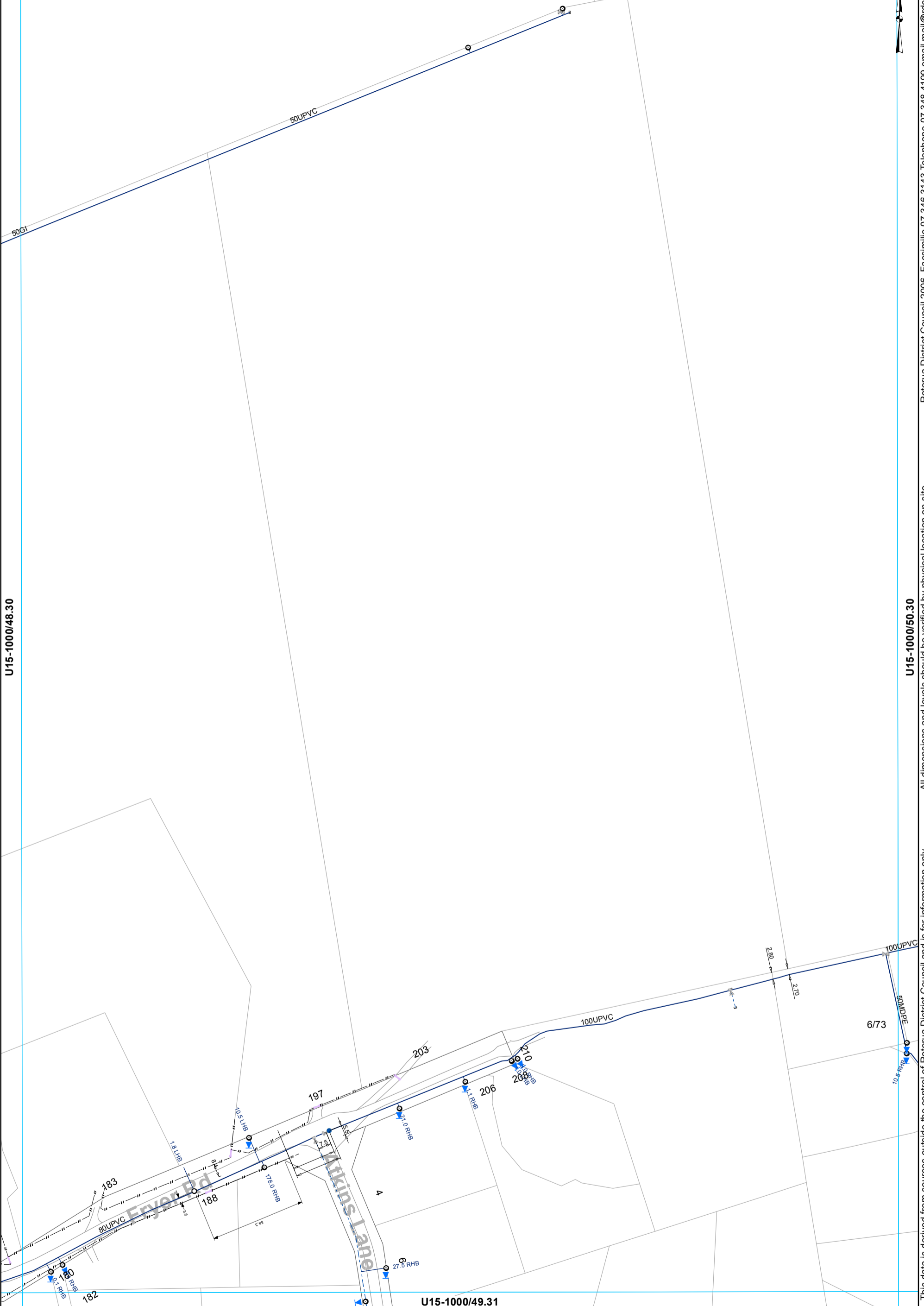
U15-1000/48.31

U15-1000/49.29



U15-1000/48.30

U15-1000/50.30



- ⊗ Valve
- Hydrant
- ⊙ Meter Consumer
- WSServiceLine
- Toby
- ⌢ Capped End
- Main
- - - Rider main

**WATER SUPPLY SERVICES**  
**1:2000 @ A3 - (U15-1000/49.30)**

This data is derived from sources outside the control of Rotorua District Council and is for information only

All dimensions and levels should be verified by physical location on-site.

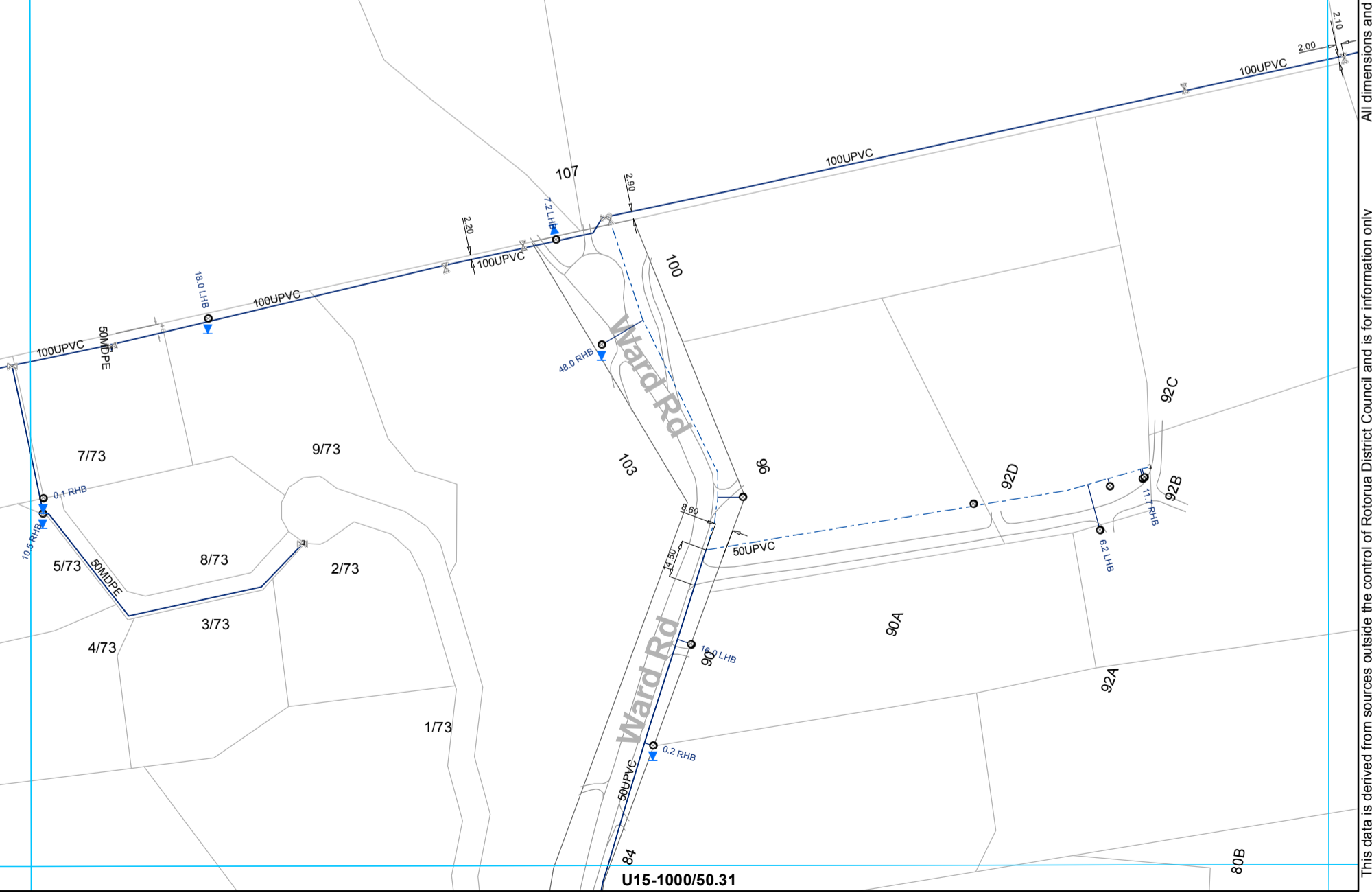
Rotorua District Council 2006. Facsimile 07 346 3143 Telephone 07 348 4199 email mail@rdc.govt.nz

U15-1000/50.29



U15-1000/49.30

U15-1000/51.30



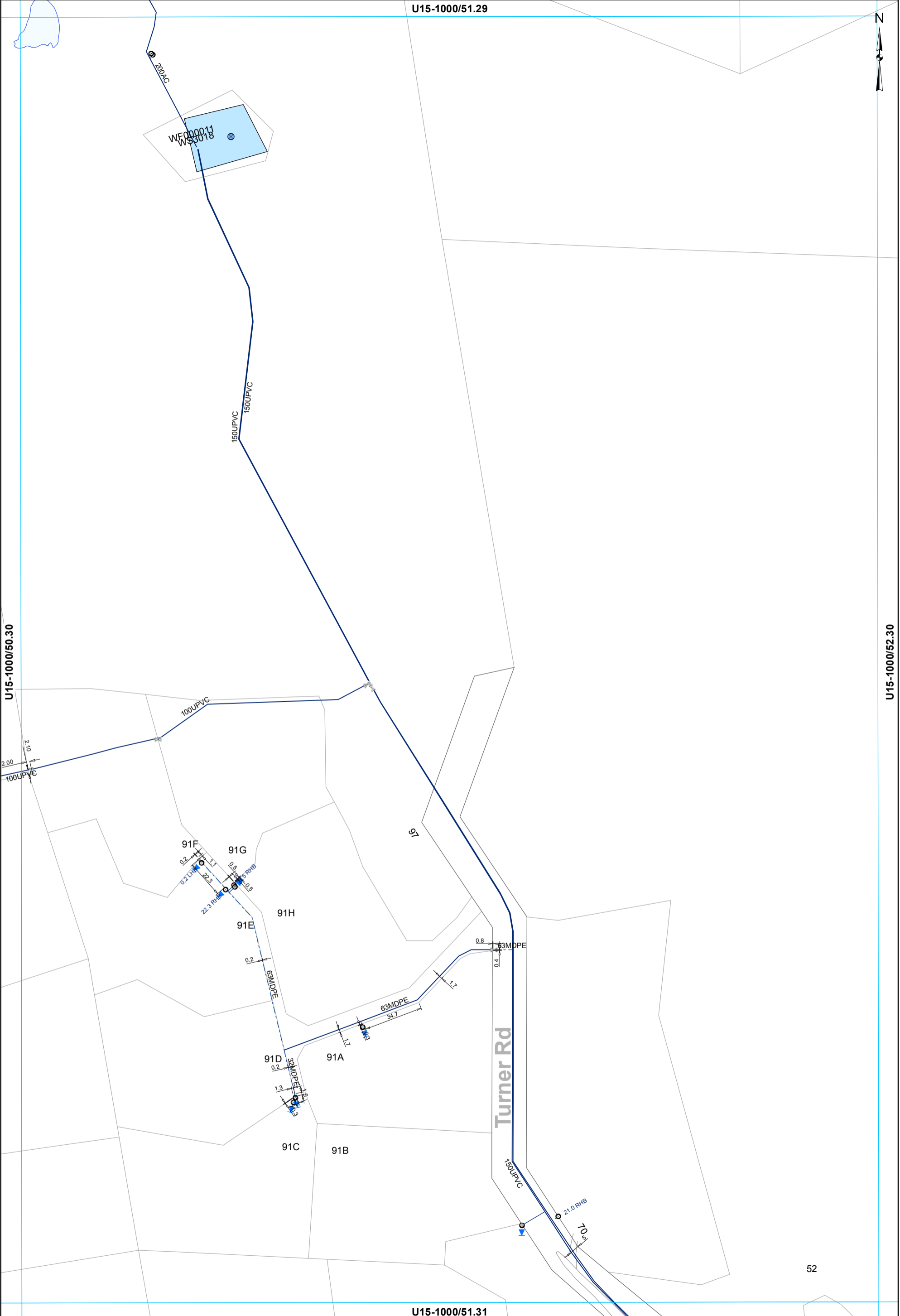
This data is derived from sources outside the control of Rotorua District Council and is for information only. All dimensions and levels should be verified by physical location on-site.

Rotorua District Council 2006. Facsimile 07 346 3143 Telephone 07 348 4199 email mail@rdcc.govt.nz

- ⊗ Valve
- Toby
- Meter Consumer
- ⌞ Capped End
- WServiceLine
- Main
- - - Rider main

**WATER SUPPLY SERVICES**  
**1:2000 @ A3 - (U15-1000/50.30)**

U15-1000/51.29



U15-1000/50.30

U15-1000/52.30

U15-1000/51.31

52

- ⊗ Valve
- ⊙ Toby
- ⊙ Meter Bulk
- ⊙ Meter Consumer
- ⊙ Capped End
- WSServiceLine
- Main
- - - Rider main

**WATER SUPPLY SERVICES**  
1:2000 @ A3 - (U15-1000/51.30)

This data is derived from sources outside the control of Rotorua District Council and is for information only

Rotorua District Council 2006. Facsimile 07 346 3143 Telephone 07 348 4199 email mail@rdc.govt.nz

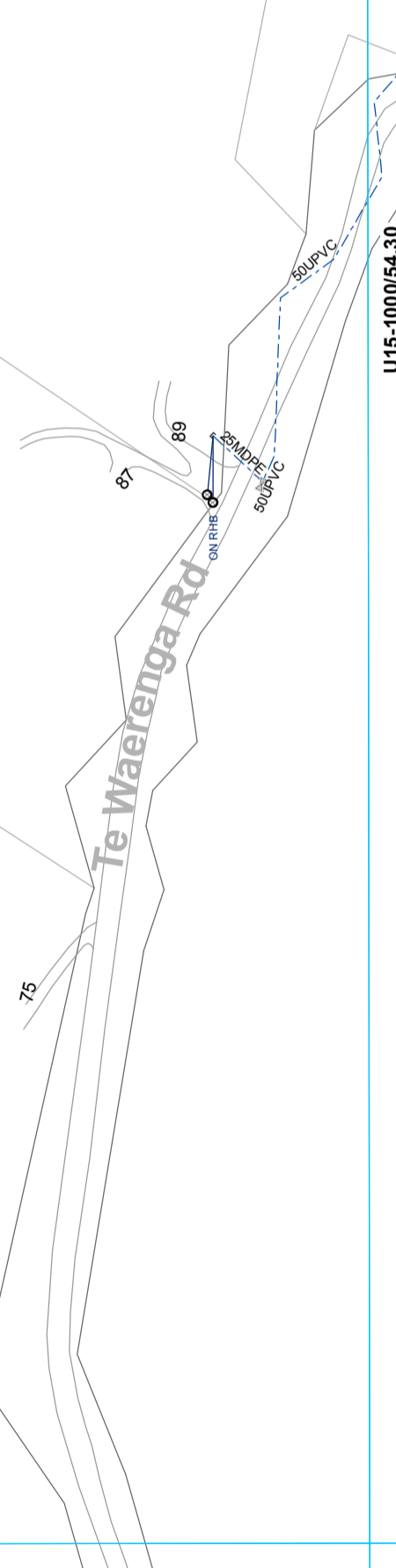
U15-1000/53.29



U15-1000/52.30

U15-1000/54.30

U15-1000/53.31



- ⊗ Valve      ⊙ Meter Consumer      — WSServiceLine
- Toby      ◡ Capped End      - - - Rider main

**WATER SUPPLY SERVICES**  
**1:2000 @ A3 - (U15-1000/53.30)**

This data is derived from sources outside the control of Rotorua District Council and is for information only. All dimensions and levels should be verified by physical location on-site.

Rotorua District Council 2006. Facsimile 07 346 3143 Telephone 07 348 4199 email mail@rdc.govt.nz



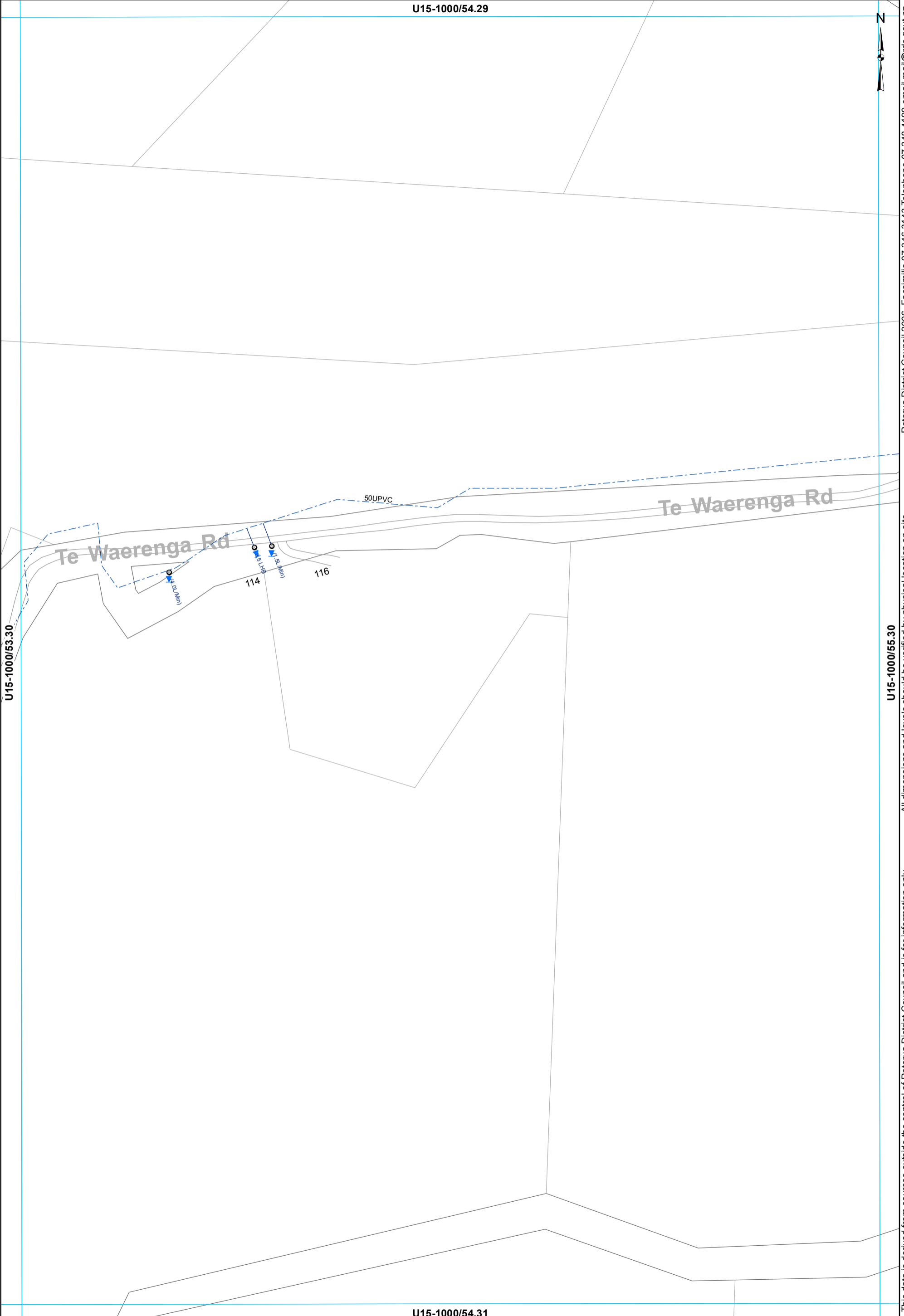
U15-1000/54.29



Rotorua District Council 2006. Facsimile 07 346 3143 Telephone 07 348 4199 email mail@rdcc.govt.nz

U15-1000/53.30

U15-1000/55.30

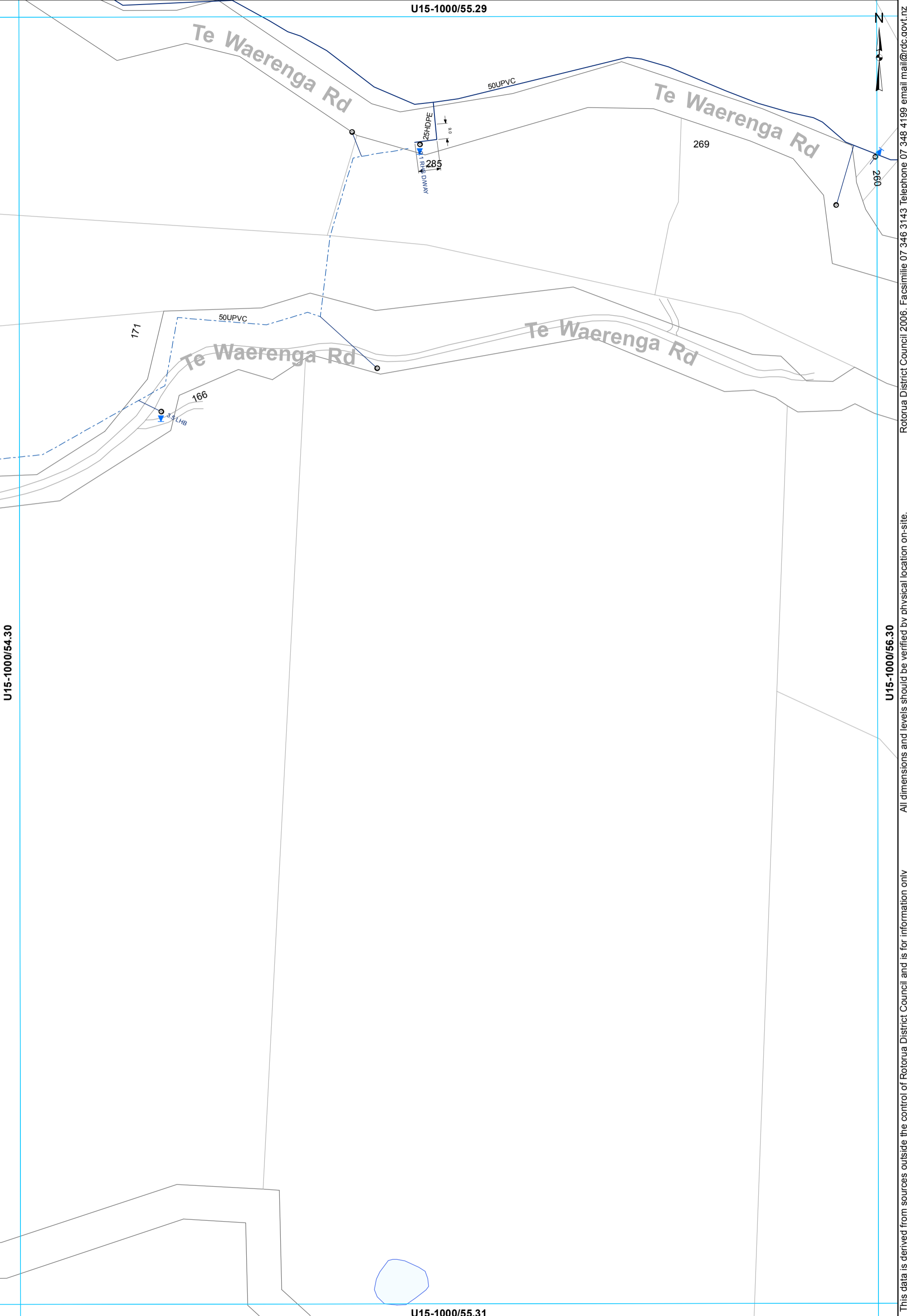


This data is derived from sources outside the control of Rotorua District Council and is for information only. All dimensions and levels should be verified by physical location on-site.

- Toby
- ◉ Meter Consumer
- WSServiceLine
- - - Rider main

**WATER SUPPLY SERVICES**  
**1:2000 @ A3 - (U15-1000/54.30)**

U15-1000/55.29



U15-1000/54.30

U15-1000/56.30

U15-1000/55.31

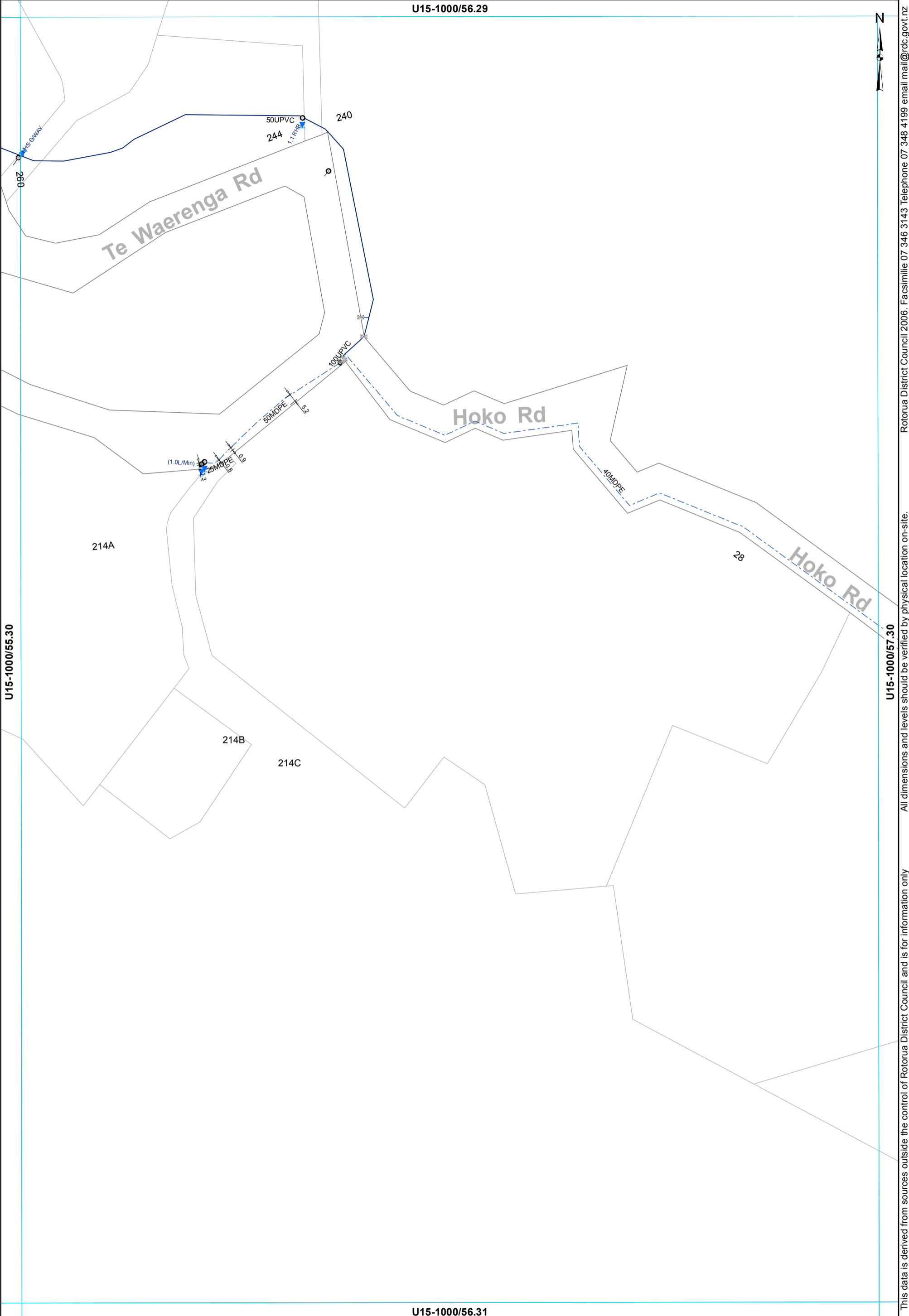
- Toby
- Meter Consumer
- WSServiceLine
- Main
- - - Rider main

**WATER SUPPLY SERVICES**  
1:2000 @ A3 - (U15-1000/55.30)

This data is derived from sources outside the control of Rotorua District Council and is for information only

Rotorua District Council 2006. Facsimile 07 346 3143 Telephone 07 348 4199 email mail@rdcc.govt.nz

U15-1000/56.29



All dimensions and levels should be verified by physical location on-site.

This data is derived from sources outside the control of Rotorua District Council and is for information only

Rotorua District Council 2006. Facsimile 07 346 3143 Telephone 07 348 4199 email mail@rdcc.govt.nz

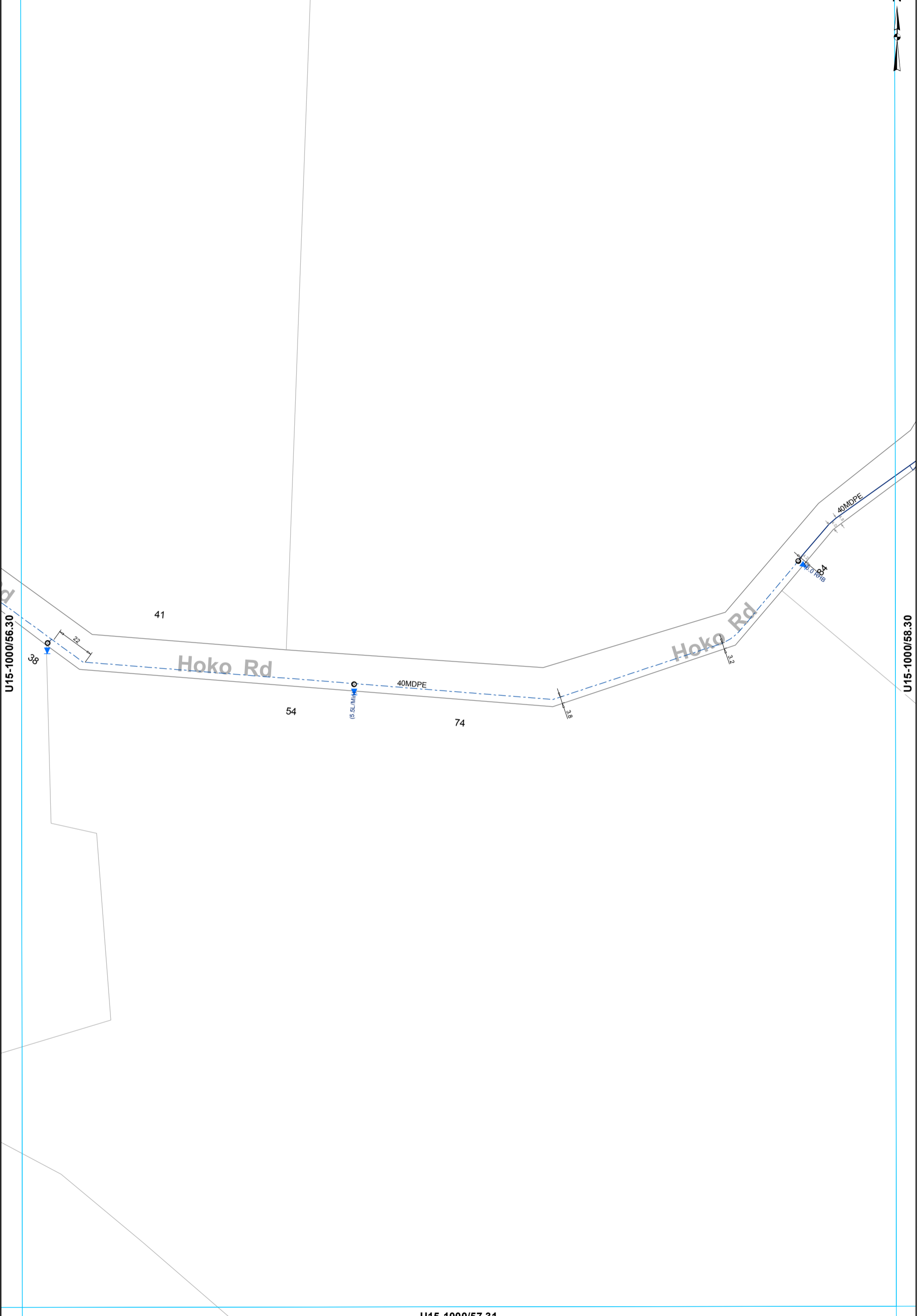
- ⊗ Valve
- Meter Consumer
- WSServiceLine
- Toby
- Main
- - - Rider main

**WATER SUPPLY SERVICES**  
**1:2000 @ A3 - (U15-1000/56.30)**

U15-1000/57.29



Rotorua District Council 2006. Facsimile 07 346 3143 Telephone 07 348 4199 email mail@rdc.govt.nz



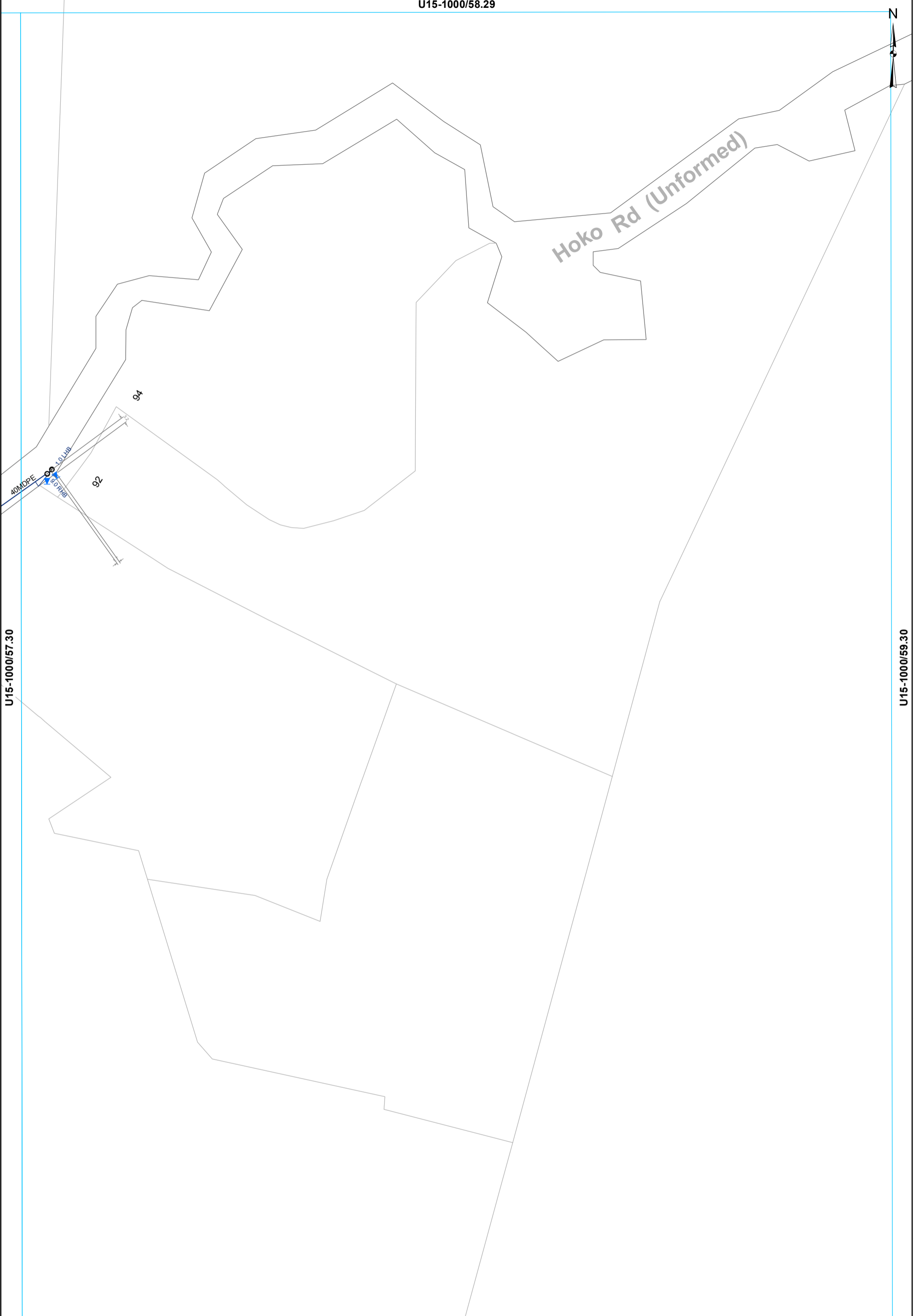
All dimensions and levels should be verified by physical location on-site.

This data is derived from sources outside the control of Rotorua District Council and is for information only

- Toby
- Meter Consumer
- WSServiceLine
- Main
- - - Rider main

**WATER SUPPLY SERVICES**  
**1:2000 @ A3 - (U15-1000/57.30)**

U15-1000/58.29



U15-1000/57.30  
 U15-1000/59.30  
 U15-1000/58.31

Hoko Rd (Unformed)

- Toby
- Meter Consumer
- Capped End
- WSServiceLine
- Main

**WATER SUPPLY SERVICES**  
**1:2000 @ A3 - (U15-1000/58.30)**

This data is derived from sources outside the control of Rotorua District Council and is for information only  
 Rotorua District Council 2006. Facsimile 07 346 3143 Telephone 07 348 4199 email mail@rdcc.govt.nz

U15-1000/37.30



U15-1000/36.31

U15-1000/38.31

476

473

Oturoa Rd

446

435

Oturoa Rd

424

LHS D/WAY

80UPVC

U15-1000/37.32

This data is derived from sources outside the control of Rotorua District Council and is for information only. All dimensions and levels should be verified by physical location on-site.

Rotorua District Council 2006. Facsimile 07 346 3143 Telephone 07 348 4199 email mail@rdc.govt.nz

- ⊗ Valve      ⊙ Meter Consumer      — WSServiceLine
- Toby        — Rider main

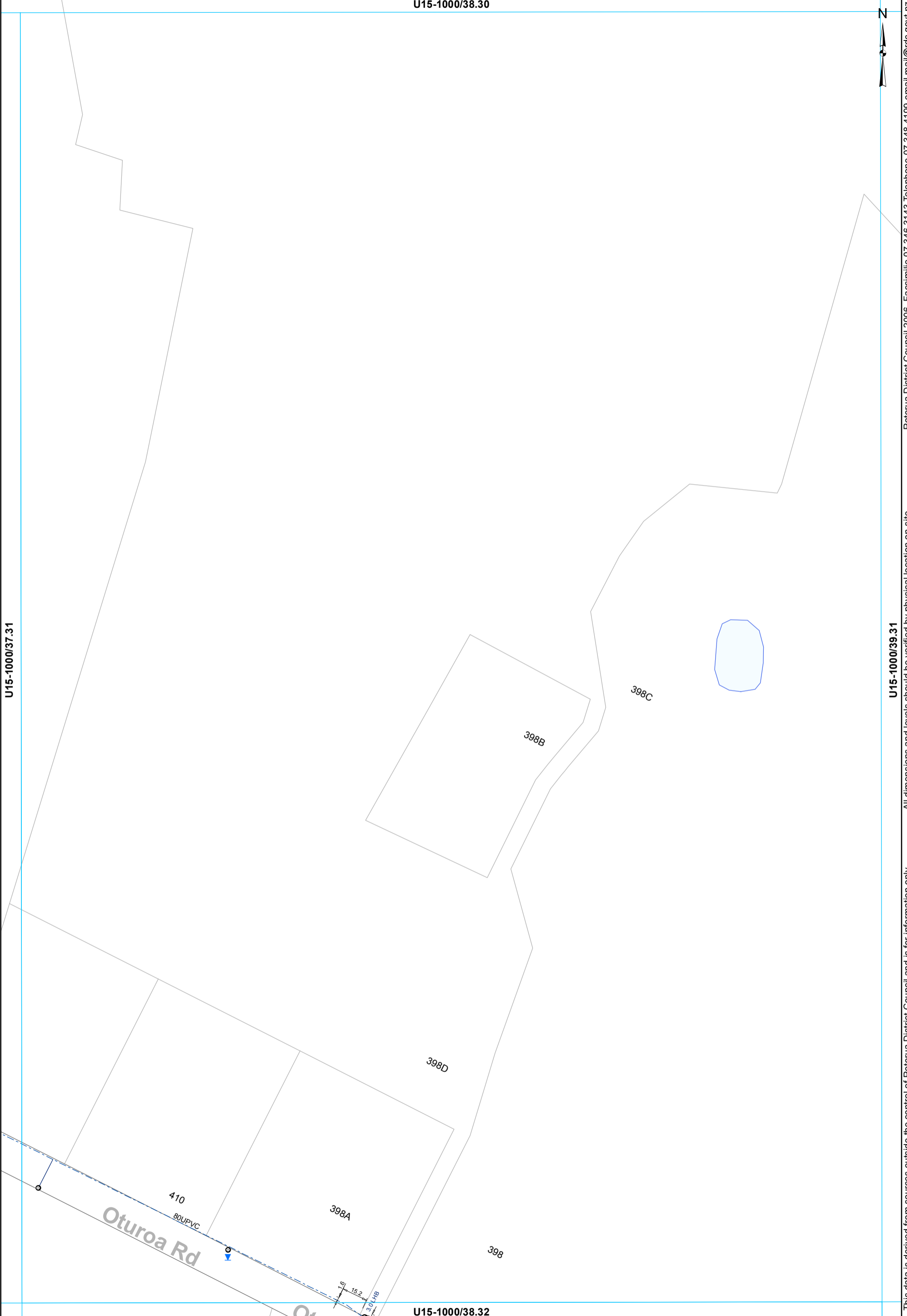
**WATER SUPPLY SERVICES**  
**1:2000 @ A3 - (U15-1000/37.31)**

U15-1000/38.30



U15-1000/37.31

U15-1000/39.31



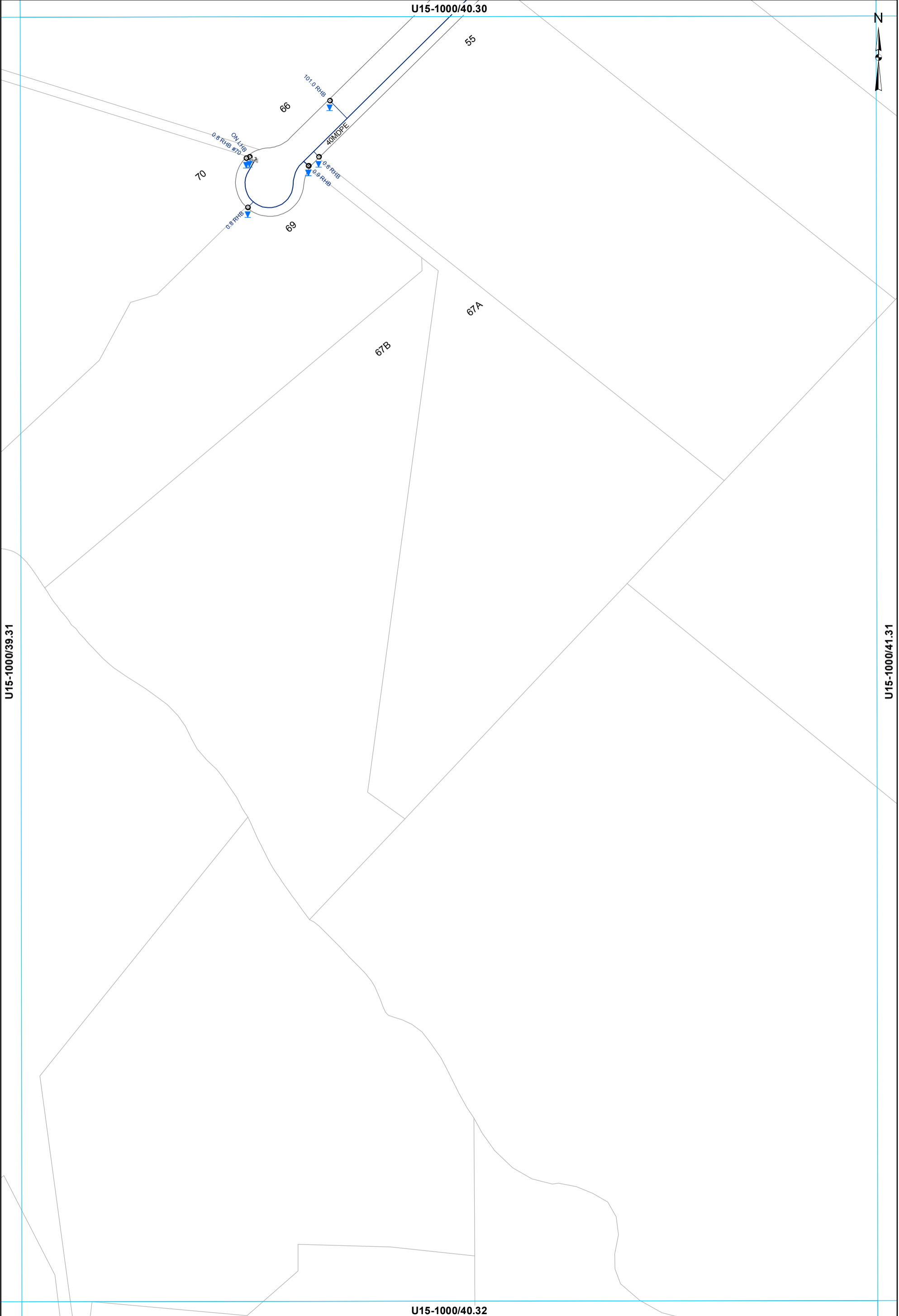
This data is derived from sources outside the control of Rotorua District Council and is for information only. All dimensions and levels should be verified by physical location on-site.

Rotorua District Council 2006. Facsimile 07 346 3143 Telephone 07 348 4199 email mail@rdc.govt.nz

- Toby
- ◉ Meter Consumer
- WSServiceLine
- - - Rider main

**WATER SUPPLY SERVICES**  
**1:2000 @ A3 - (U15-1000/38.31)**

U15-1000/38.32

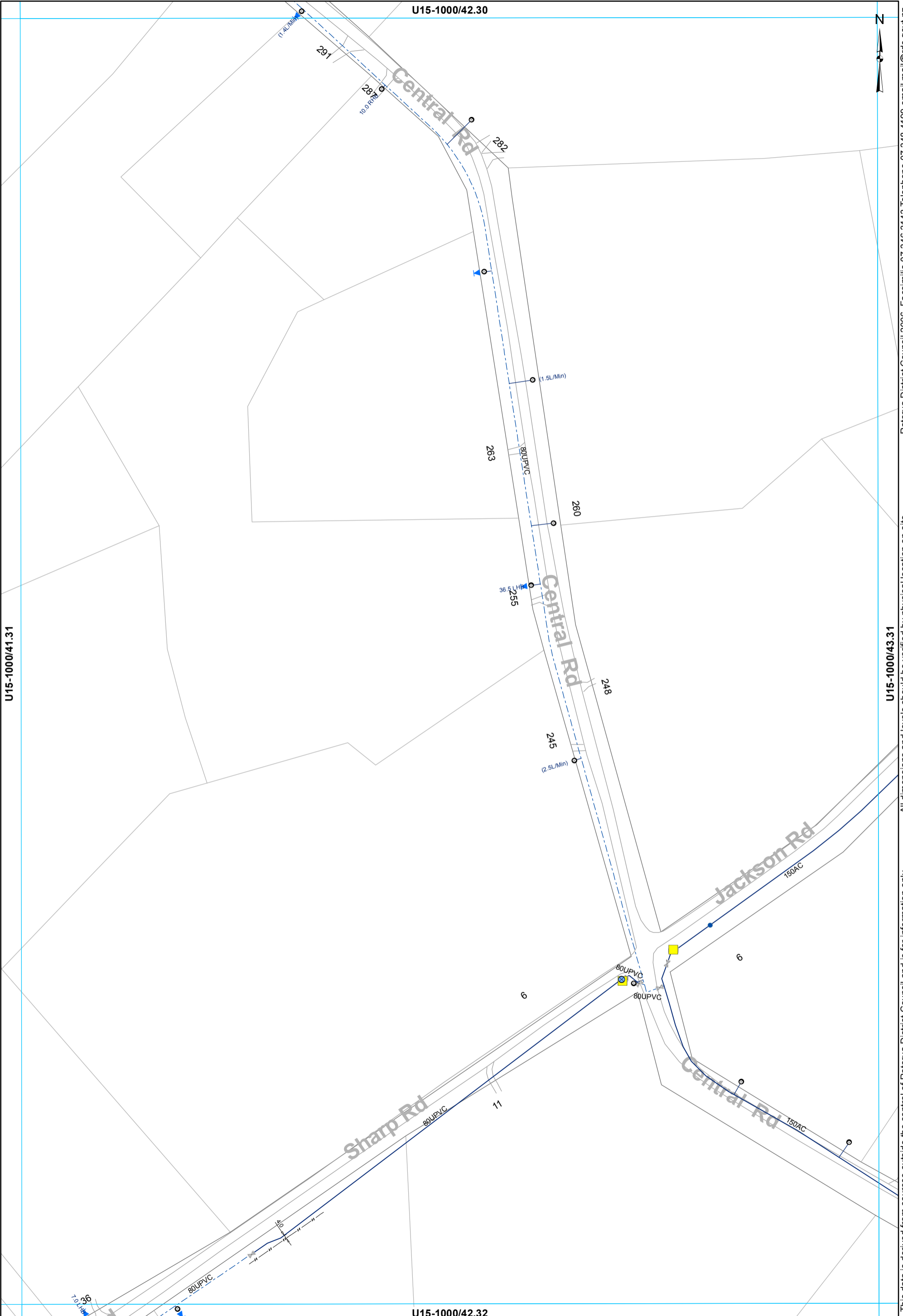


This data is derived from sources outside the control of Rotorua District Council and is for information only. Rotorua District Council 2006. Facsimile 07 346 3143 Telephone 07 348 4199 email mail@rdcc.govt.nz

- ⊠ Valve
- ⊙ Meter Consumer
- WSServiceLine
- Toby
- ⊡ Capped End
- Main

**WATER SUPPLY SERVICES**  
**1:2000 @ A3 - (U15-1000/40.31)**





U15-1000/41.31

U15-1000/42.30

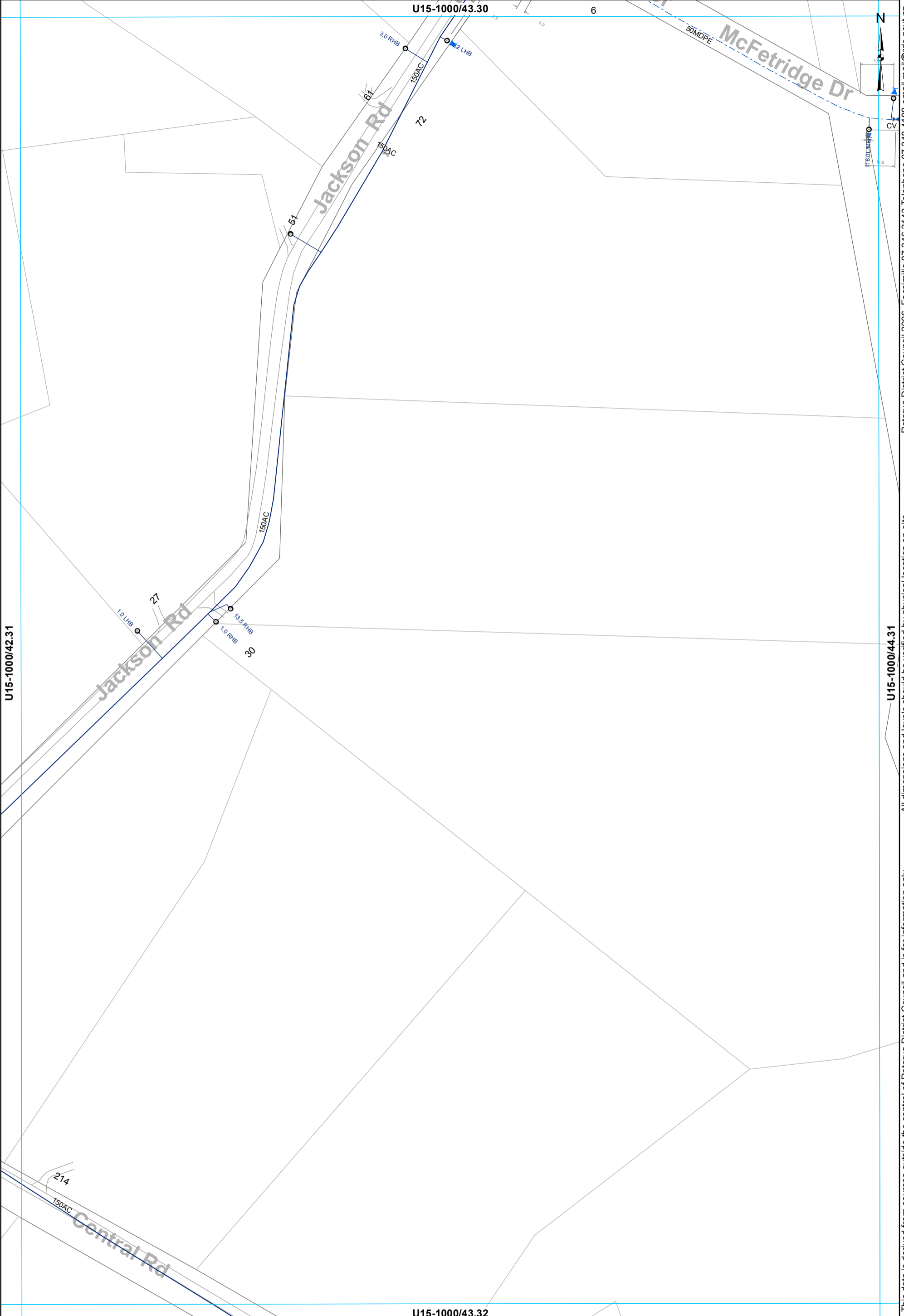
U15-1000/43.31

U15-1000/42.32

This data is derived from sources outside the control of Rotorua District Council and is for information only. All dimensions and levels should be verified by physical location on-site. Rotorua District Council 2006. Facsimile 07 346 3143 Telephone 07 348 4199 email mail@rdcc.govt.nz

- ⊠ Valve
- Hydrant
- ⊗ Meter Bulk
- Miscellaneous
- WServiceLine
- Toby
- ⊙ Meter Consumer
- Main
- - - Rider main

**WATER SUPPLY SERVICES**  
**1:2000 @ A3 - (U15-1000/42.31)**

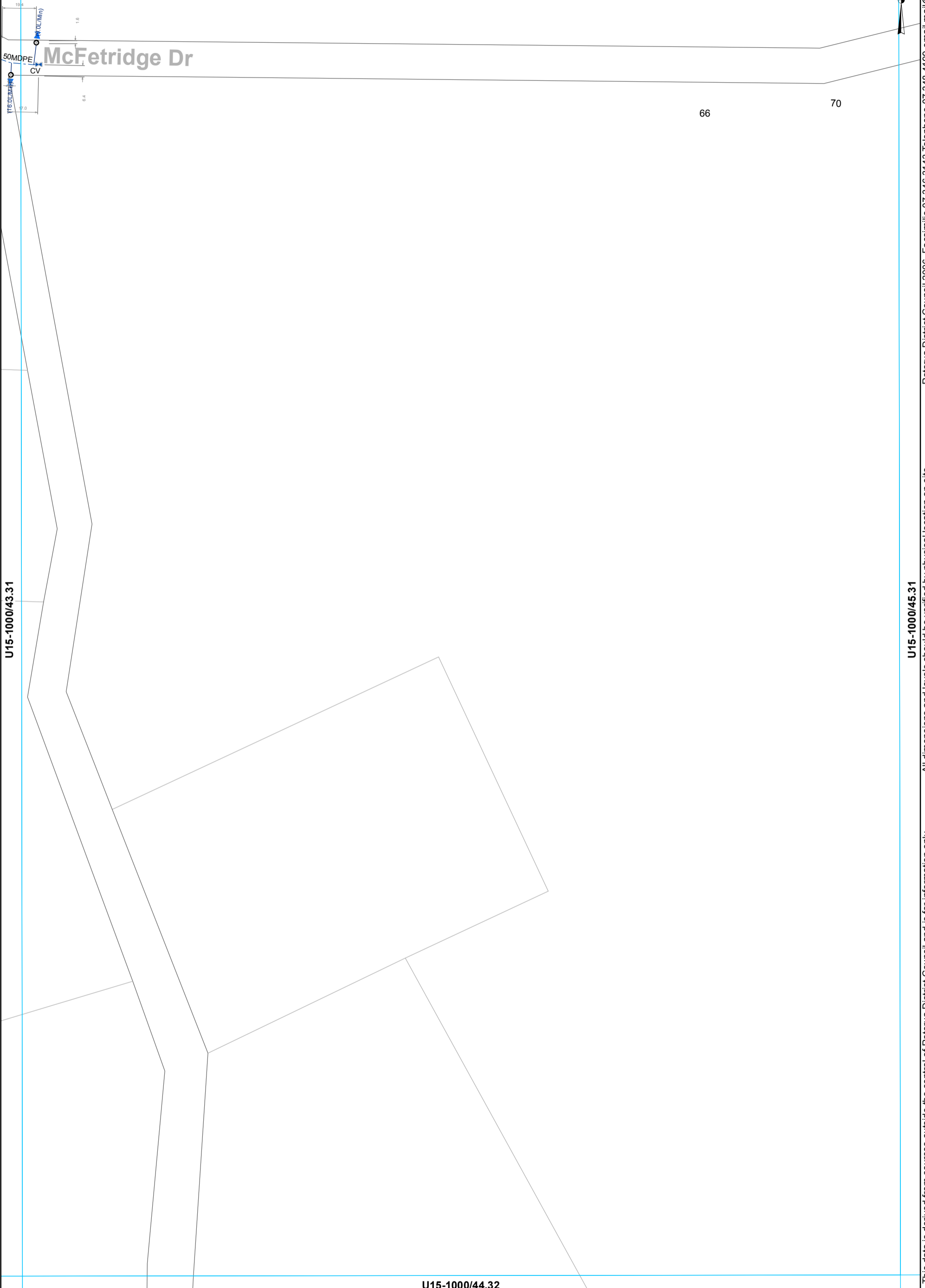


- ⊗ Valve
- Toby
- ⊗ Closed Valve
- ⊙ Meter Consumer
- WSServiceLine
- Main
- - - Rider main

**WATER SUPPLY SERVICES**  
**1:2000 @ A3 - (U15-1000/43.31)**

This data is derived from sources outside the control of Rotorua District Council and is for information only  
 Rotorua District Council 2006. Facsimile 07 346 3143 Telephone 07 348 4199 email mail@rdcc.govt.nz

U15-1000/44.30



U15-1000/43.31

U15-1000/45.31

U15-1000/44.32

- ⊗ Valve
- Toby
- ⊗ Meter Consumer
- ⊗ Closed Valve
- WServiceLine
- - - Rider main

**WATER SUPPLY SERVICES**  
**1:2000 @ A3 - (U15-1000/44.31)**

This data is derived from sources outside the control of Rotorua District Council and is for information only

Rotorua District Council 2006. Facsimile 07 346 3143 Telephone 07 348 4199 email mail@rdcc.govt.nz

U15-1000/45.30

Rotorua District Council 2006. Facsimile 07 346 3143 Telephone 07 348 4199 email mail@rdc.govt.nz

U15-1000/44.31

U15-1000/46.31

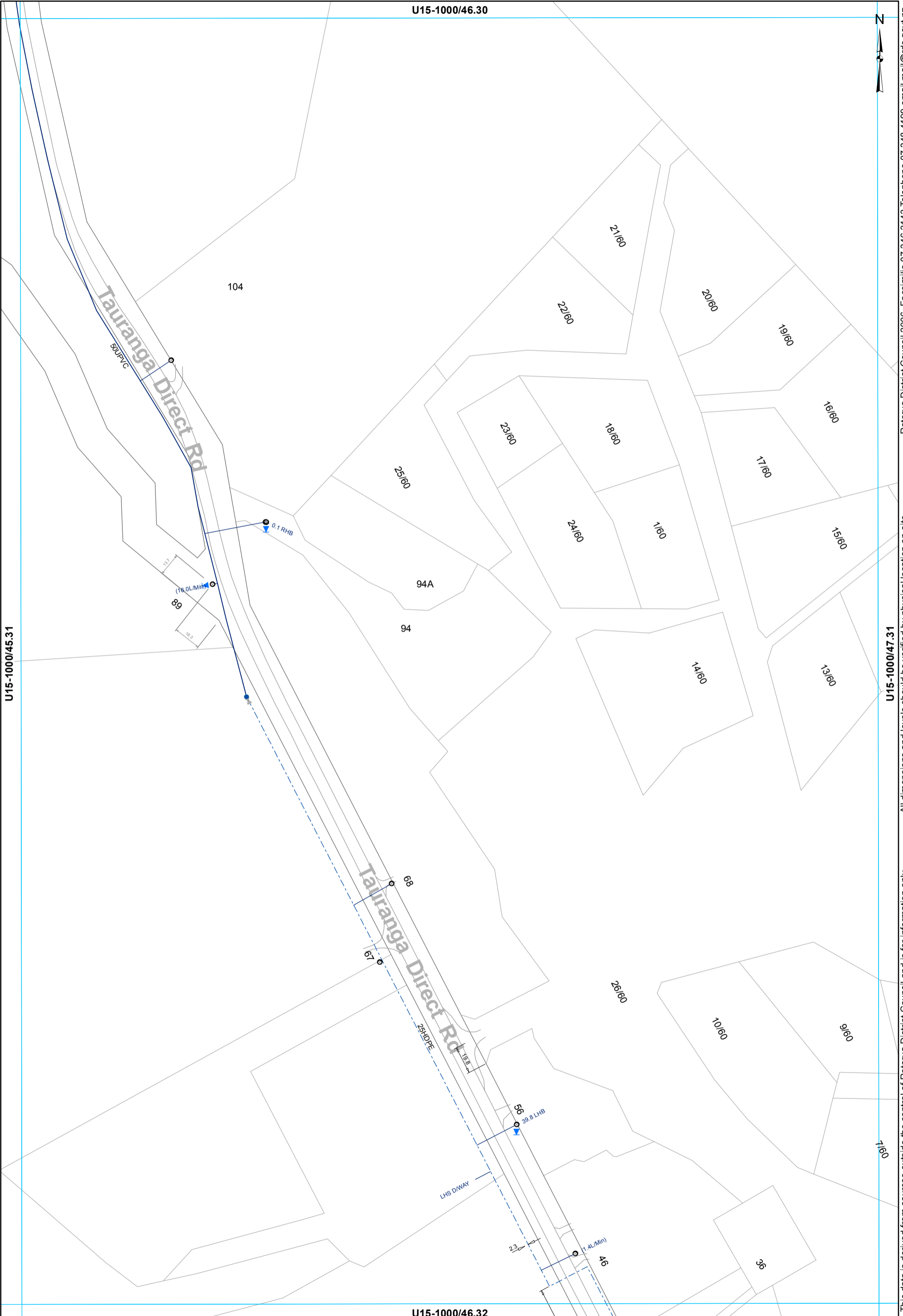
This data is derived from sources outside the control of Rotorua District Council and is for information only. All dimensions and levels should be verified by physical location on-site.

U15-1000/45.32

— Main

**WATER SUPPLY SERVICES**  
**1:2000 @ A3 - (U15-1000/45.31)**

U15-1000/46.30



U15-1000/45.31

U15-1000/47.31

U15-1000/46.32

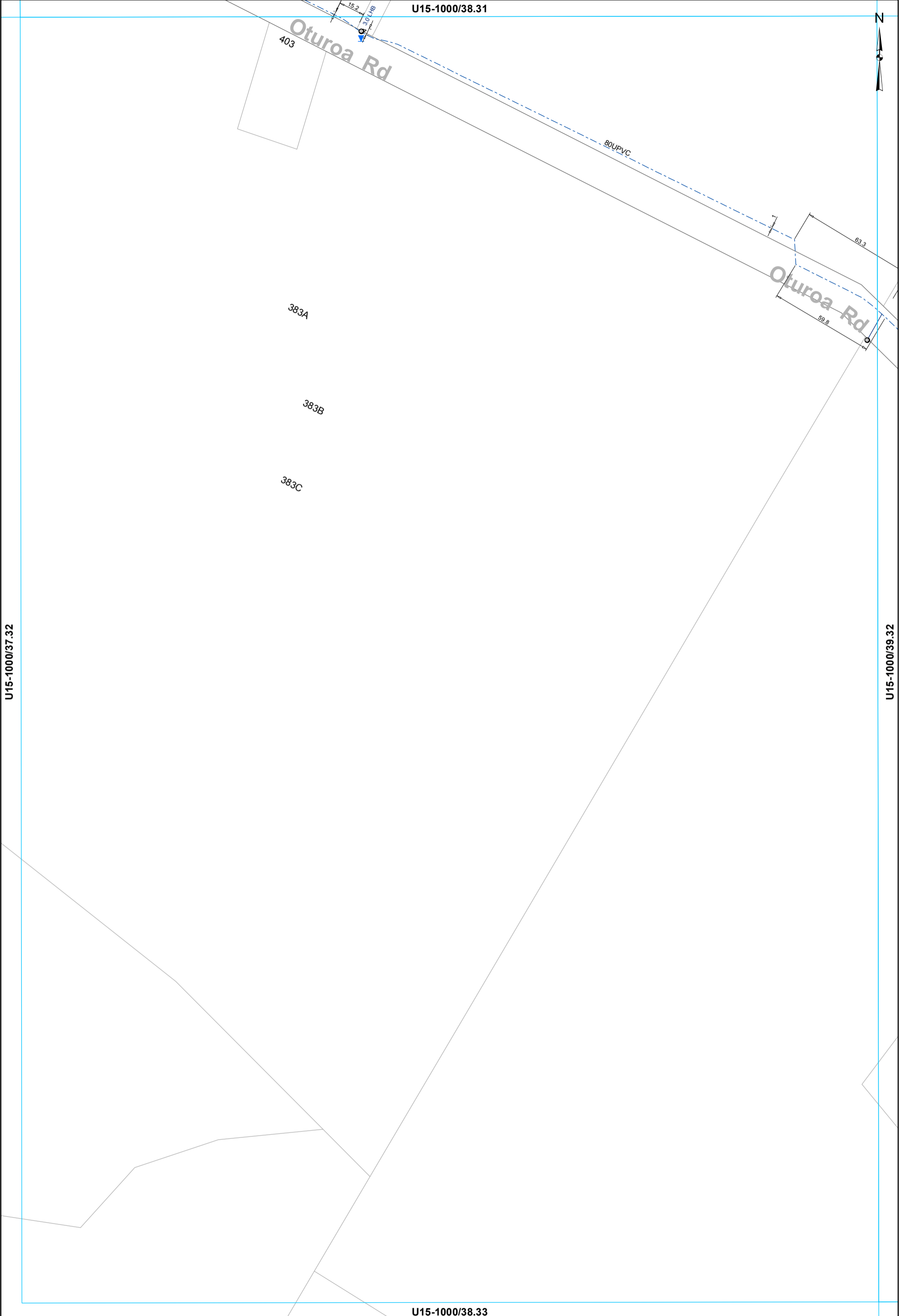
- ⊗ Valve
- Hydrant
- Meter Consumer
- Toby
- WSServiceLine
- Main
- - - Rider main

**WATER SUPPLY SERVICES**  
**1:2000 @ A3 - (U15-1000/46.31)**

This data is derived from sources outside the control of Rotorua District Council and is for information only

All dimensions and levels should be verified by physical location on-site.

Rotorua District Council 2006. Facsimile 07 346 3143 Telephone 07 348 4199 email mail@rdcc.govt.nz



This data is derived from sources outside the control of Rotorua District Council and is for information only. Rotorua District Council 2006. Facsimile 07 346 3143 Telephone 07 348 4199 email mail@rdcc.govt.nz

○ Toby    ○ Meter Consumer    — WSServiceLine  
   - - - Rider main

**WATER SUPPLY SERVICES**  
**1:2000 @ A3 - (U15-1000/38.32)**

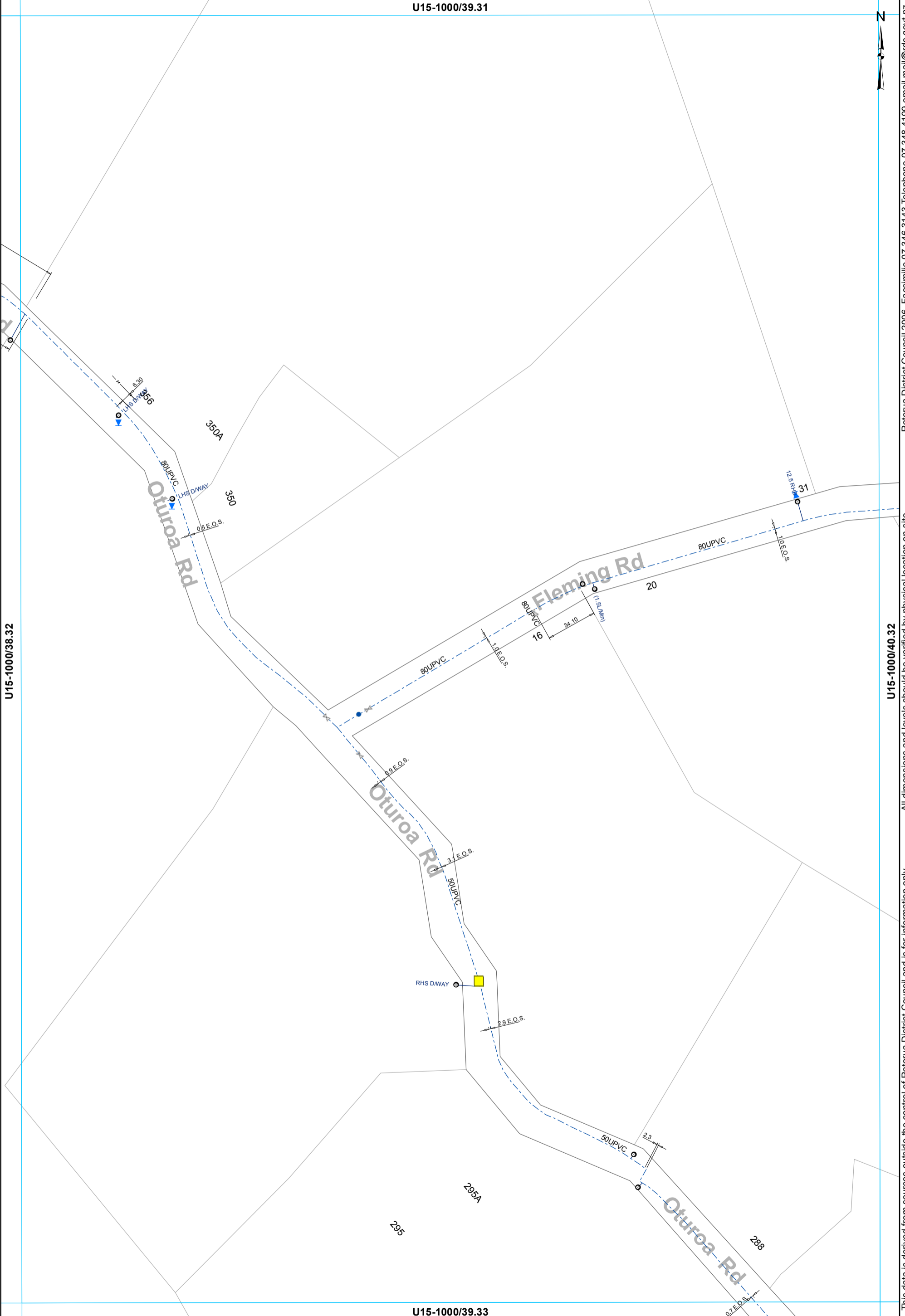
U15-1000/39.31



Rotorua District Council 2006. Facsimile 07 346 3143 Telephone 07 348 4199 email mail@rdc.govt.nz

U15-1000/38.32

U15-1000/40.32



This data is derived from sources outside the control of Rotorua District Council and is for information only. All dimensions and levels should be verified by physical location on-site.

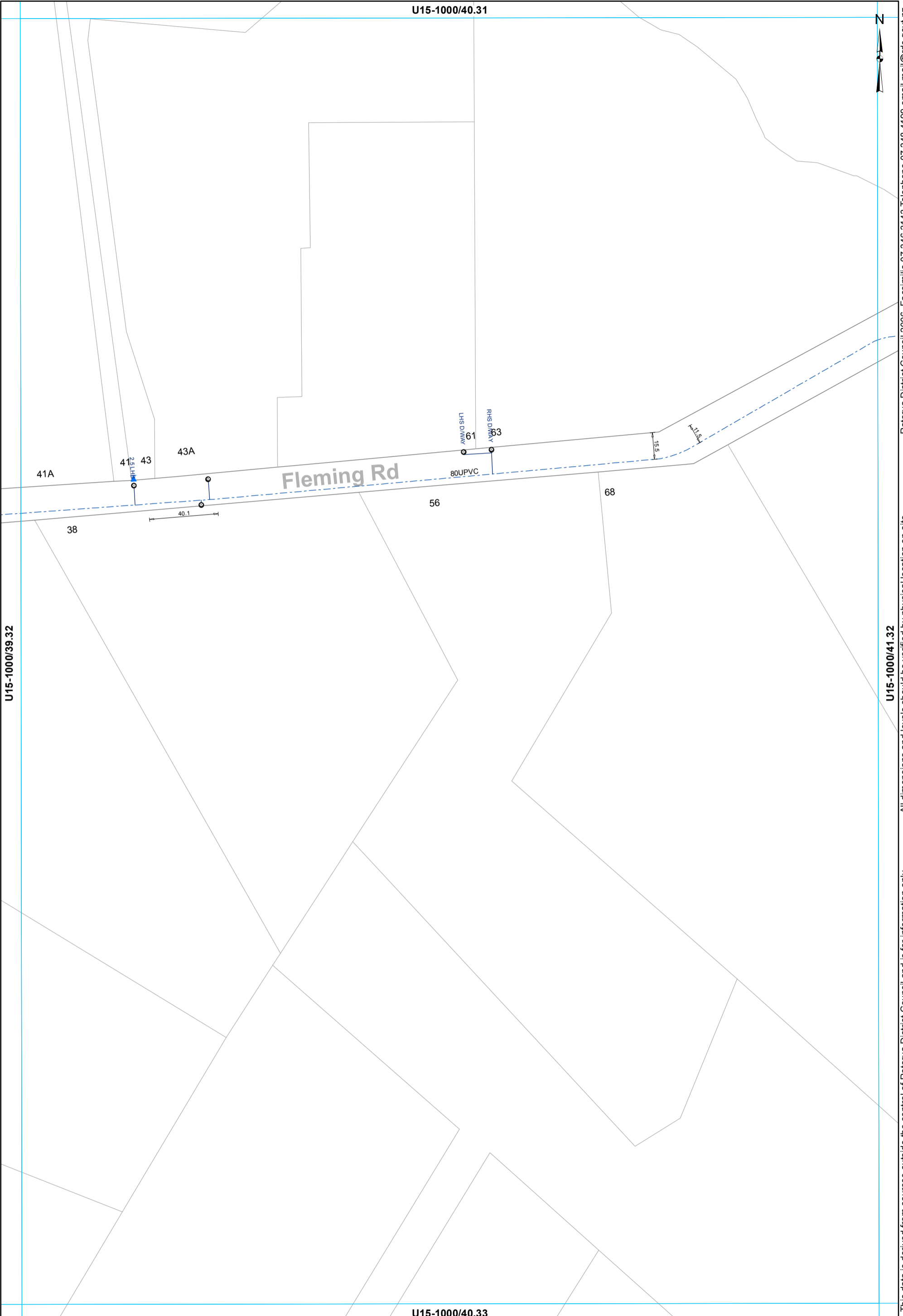
- ⊗ Valve
- Hydrant
- ⊙ Meter Consumer
- Miscellaneous
- WSServiceLine
- ⊙ Toby
- - - Rider main

**WATER SUPPLY SERVICES**  
**1:2000 @ A3 - (U15-1000/39.32)**

U15-1000/40.31



Rotorua District Council 2006. Facsimile 07 346 3143 Telephone 07 348 4199 email mail@rdcc.govt.nz



All dimensions and levels should be verified by physical location on-site.

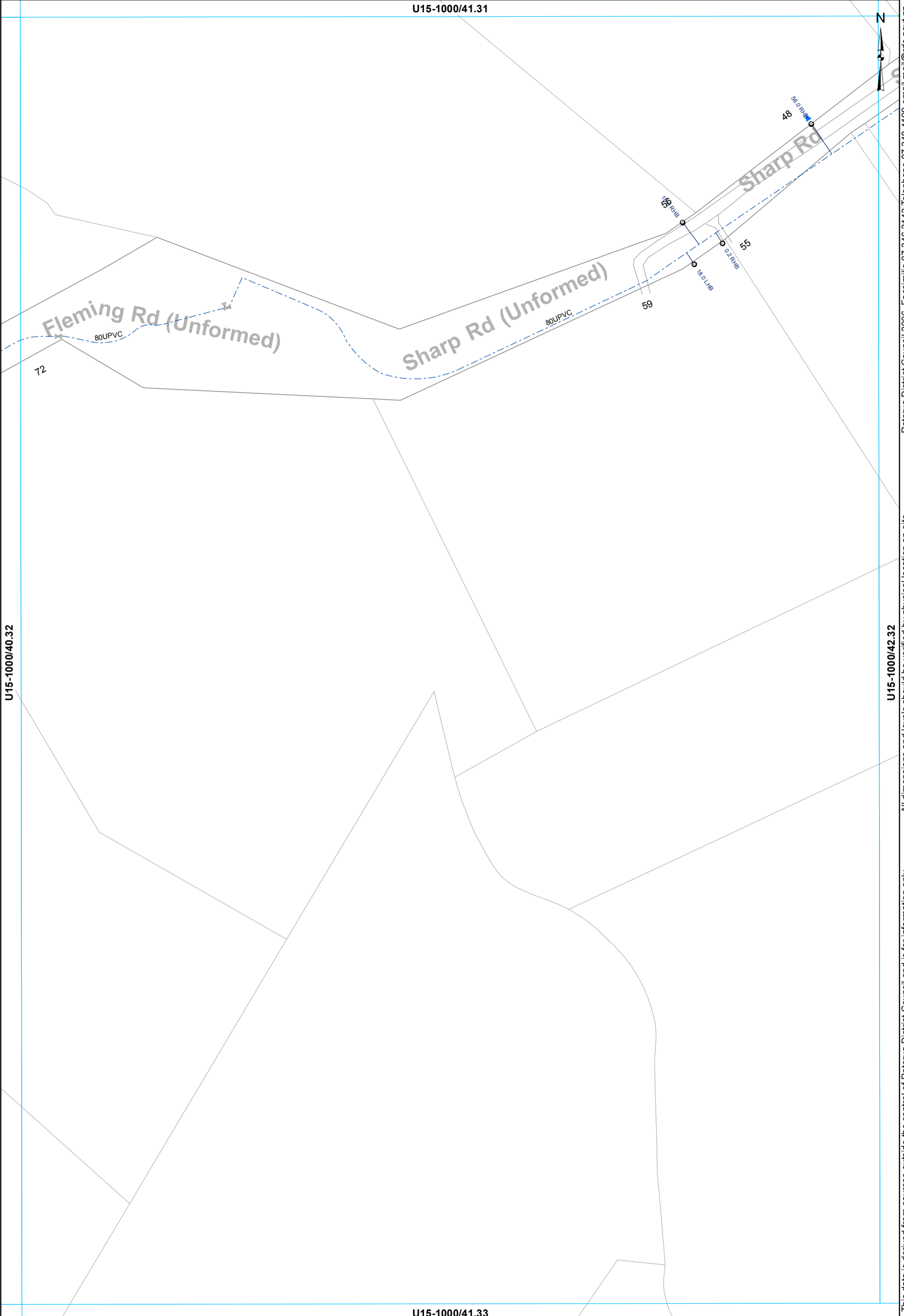
This data is derived from sources outside the control of Rotorua District Council and is for information only

U15-1000/40.33

- Toby
- ⊙ Meter Consumer
- WServiceLine
- - - Rider main

**WATER SUPPLY SERVICES**  
**1:2000 @ A3 - (U15-1000/40.32)**






This data is derived from sources outside the control of Rotorua District Council and is for information only. All dimensions and levels should be verified by physical location on-site. Rotorua District Council 2006. Facsimile 07 346 3143 Telephone 07 348 4199 email mail@rdcc.govt.nz

- ⊗ Valve
- Meter Consumer
- WSServiceLine
- Toby
- - - Rider main

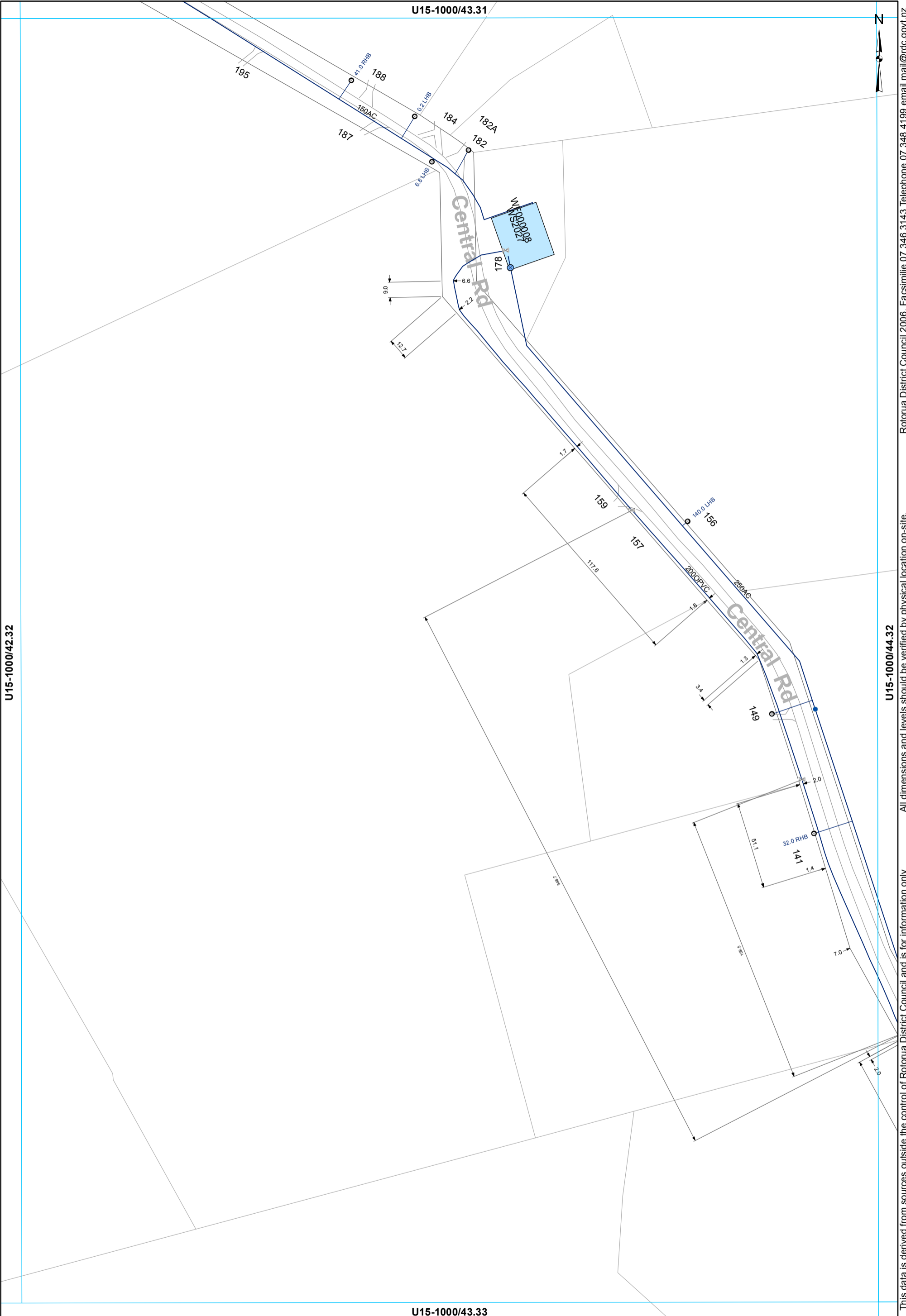
**WATER SUPPLY SERVICES**  
**1:2000 @ A3 - (U15-1000/41.32)**



- Toby
- Meter Consumer
- WSServiceLine
- - - Rider main

**WATER SUPPLY SERVICES**  
**1:2000 @ A3 - (U15-1000/42.32)**

This data is derived from sources outside the control of Rotorua District Council and is for information only  
 Rotorua District Council 2006. Facsimile 07 346 3143 Telephone 07 348 4199 email mail@rdcc.govt.nz



U15-1000/42.32

U15-1000/43.31

U15-1000/43.33

U15-1000/44.32



- ⊗ Valve
- Hydrant
- ⊙ Meter Bulk
- ⊙ Meter Consumer
- Miscellaneous
- WSServiceLine
- Main

**WATER SUPPLY SERVICES**  
**1:2000 @ A3 - (U15-1000/43.32)**

This data is derived from sources outside the control of Rotorua District Council and is for information only

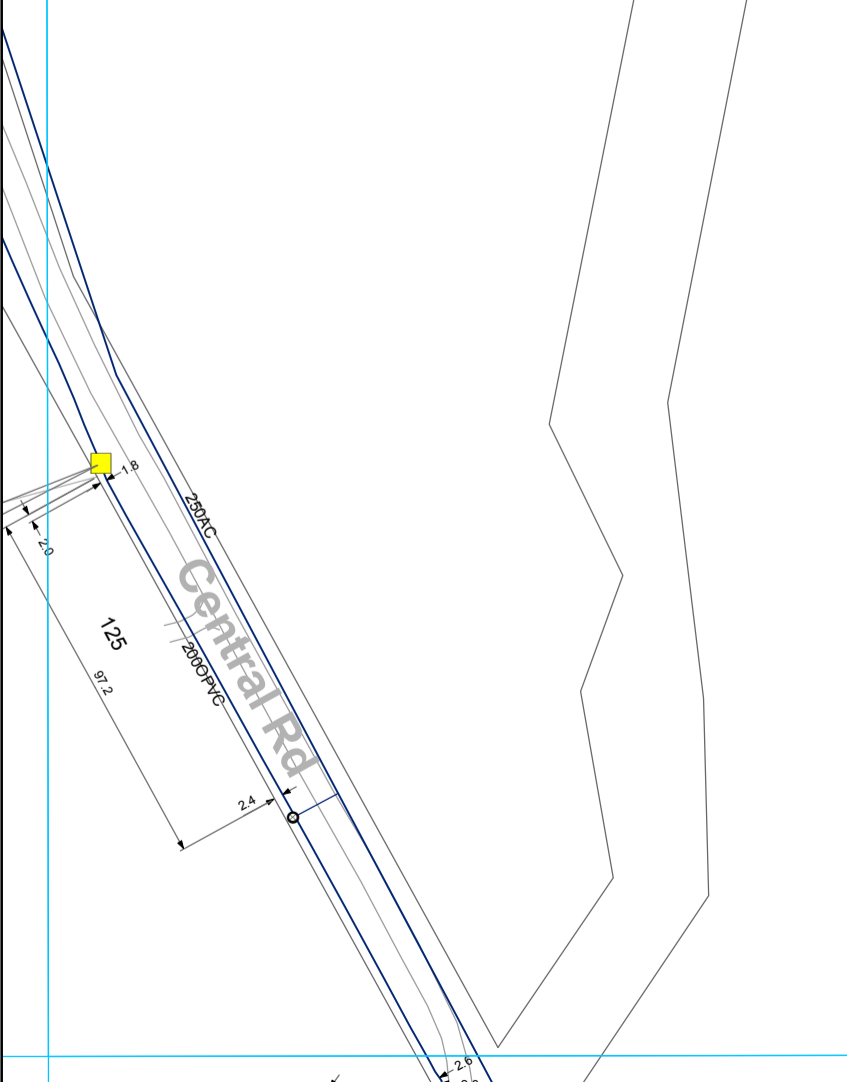
Rotorua District Council 2006. Facsimile 07 346 3143 Telephone 07 348 4199 email mail@rdc.govt.nz

U15-1000/44.31



U15-1000/43.32

U15-1000/45.32



U15-1000/44.33

- ⊗ Valve
- ⊙ Meter Consumer
- Miscellaneous
- WSServiceLine
- Toby
- Main

**WATER SUPPLY SERVICES**  
**1:2000 @ A3 - (U15-1000/44.32)**

This data is derived from sources outside the control of Rotorua District Council and is for information only

All dimensions and levels should be verified by physical location on-site.

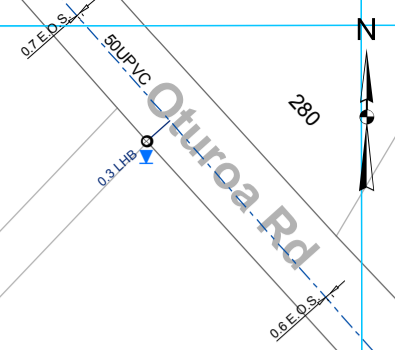
Rotorua District Council 2006. Facsimile 07 346 3143 Telephone 07 348 4199 email mail@rdc.govt.nz

U15-1000/39.32

U15-1000/38.33

U15-1000/40.33

U15-1000/39.34



Rotorua District Council 2006. Facsimile 07 346 3143 Telephone 07 348 4199 email mail@rdc.govt.nz

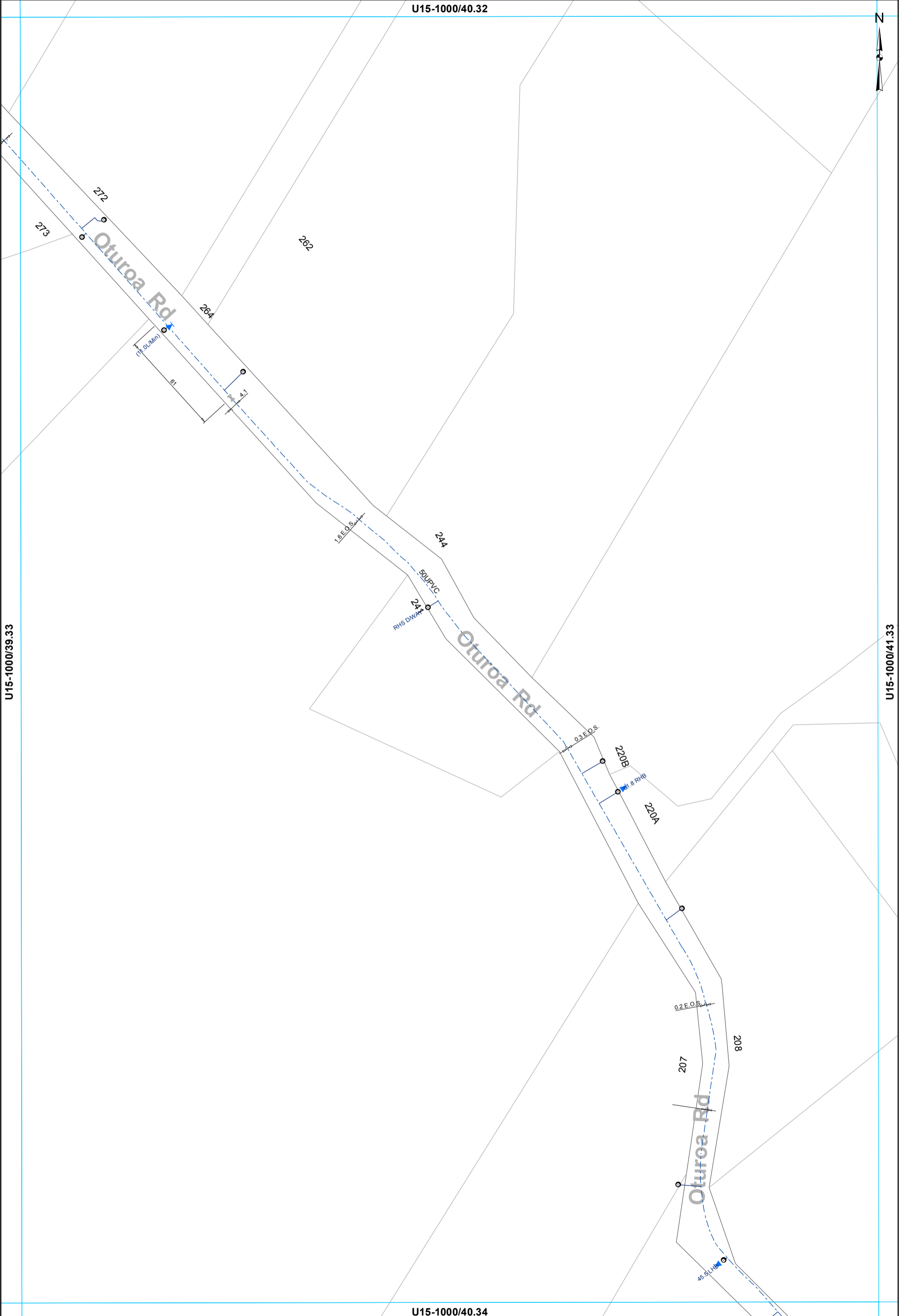
All dimensions and levels should be verified by physical location on-site.

This data is derived from sources outside the control of Rotorua District Council and is for information only

- Toby
- Meter Consumer
- WSServiceLine
- - - Rider main

**WATER SUPPLY SERVICES**  
**1:2000 @ A3 - (U15-1000/39.33)**

U15-1000/40.32



U15-1000/39.33

U15-1000/41.33

U15-1000/40.34

- ⊗ Valve
- Meter Consumer
- WSServiceLine
- Toby
- - - Rider main

**WATER SUPPLY SERVICES**  
**1:2000 @ A3 - (U15-1000/40.33)**

This data is derived from sources outside the control of Rotorua District Council and is for information only. All dimensions and levels should be verified by physical location on-site.

Rotorua District Council 2006. Facsimile 07 346 3143 Telephone 07 348 4199 email mail@rdc.govt.nz

U15-1000/39.33



U15-1000/38.34

U15-1000/40.34



U15-1000/39.35

- ⊗ Valve
- Meter Consumer
- WSServiceLine
- Toby
- - - Rider main

**WATER SUPPLY SERVICES**  
**1:2000 @ A3 - (U15-1000/39.34)**

This data is derived from sources outside the control of Rotorua District Council and is for information only

All dimensions and levels should be verified by physical location on-site.

Rotorua District Council 2006. Facsimile 07 346 3143 Telephone 07 348 4199 email mail@rdcc.govt.nz

U15-1000/40.33

U15-1000/39.34

U15-1000/41.34

U15-1000/40.35

Oturea Rd

BY VALVE



Rotorua District Council 2006. Facsimile 07 346 3143 Telephone 07 348 4199 email mail@rdc.govt.nz

All dimensions and levels should be verified by physical location on-site.

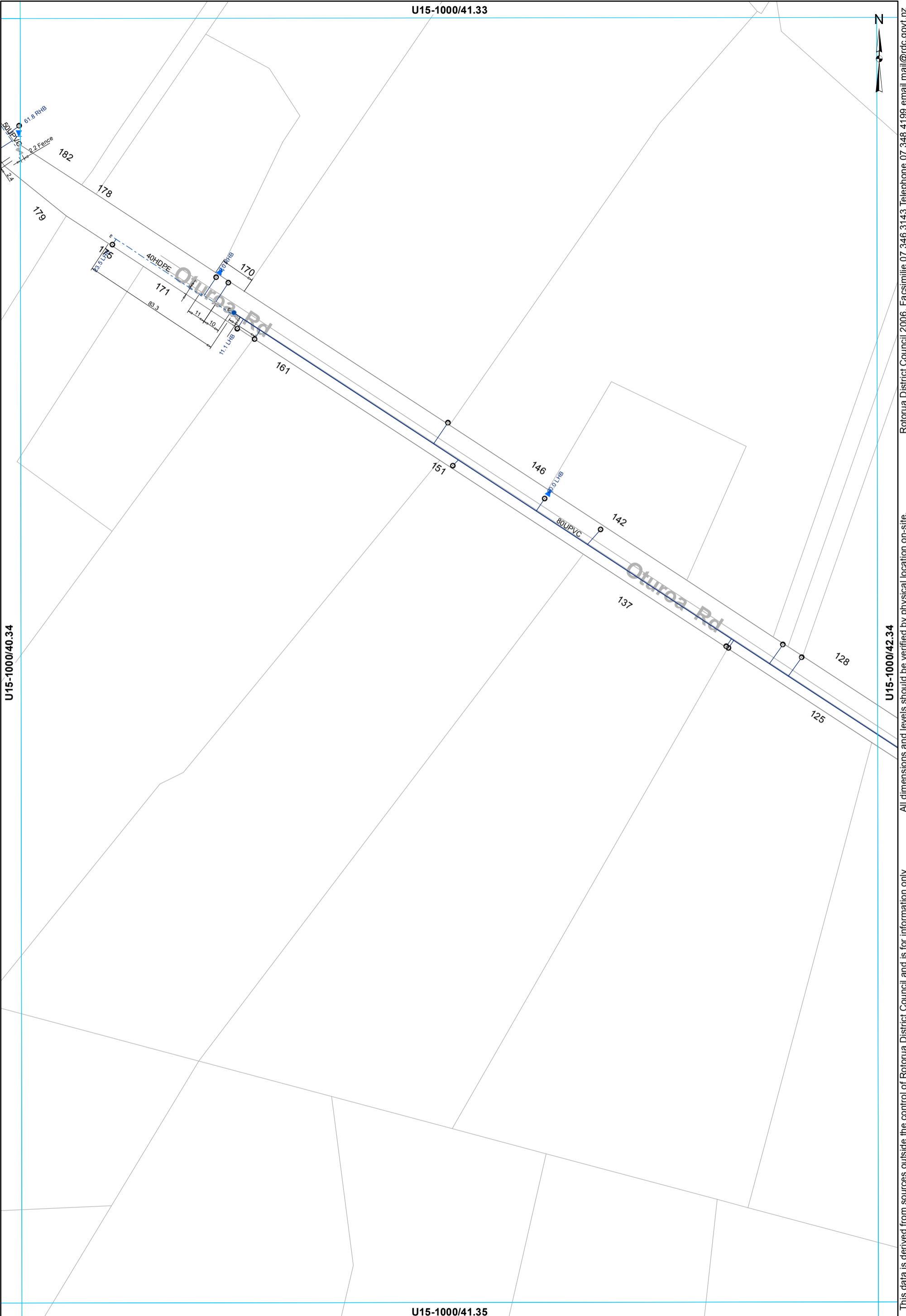
This data is derived from sources outside the control of Rotorua District Council and is for information only

- ⊗ Valve
- Meter Consumer
- WSServiceLine
- Toby
- Rider main

**WATER SUPPLY SERVICES**  
**1:2000 @ A3 - (U15-1000/40.34)**



U15-1000/41.33



U15-1000/40.34

U15-1000/42.34

U15-1000/41.35

- ⊗ Valve
- Hydrant
- Meter Consumer
- WSServiceLine
- Toby
- ⊔ Capped End
- Main
- - - Rider main

**WATER SUPPLY SERVICES**  
**1:2000 @ A3 - (U15-1000/41.34)**

This data is derived from sources outside the control of Rotorua District Council and is for information only

Rotorua District Council 2006. Facsimile 07 346 3143 Telephone 07 348 4199 email mail@rdcc.govt.nz