

Waste Water Asbuilt Sheet Index
EASTERN

Date: 5/2/2023

G:\update\Asbuilt\10.1\ww_index.mxd



U16-1000/61.02



Lake Rotorua

U16-1000/60.03

U16-1000/62.03

Contact: Paula Meredith
Reference #: LPGP Update Required
Waste Water Updates Pending









504DPE1 (232.2m)

150AC (22.3m)
SH001953

1.1 LHB
3

112

U16-1000/61.04

-  Manhole
-  Grinder Pump Chamber
-  Chamber - Inspection
-  Boundary Assembly
-  Main line
-  Rising main
-  Service Line
-  LPGP Service Line

WASTEWATER SERVICES
1:2000 @ A3 - (U16-1000/61.03)

This data is derived from sources outside the control of Rotorua District Council and is for information only

Rotorua District Council 2006. Facsimile 07 346 3143 Telephone 07 348 4199 email mail@rdc.govt.nz

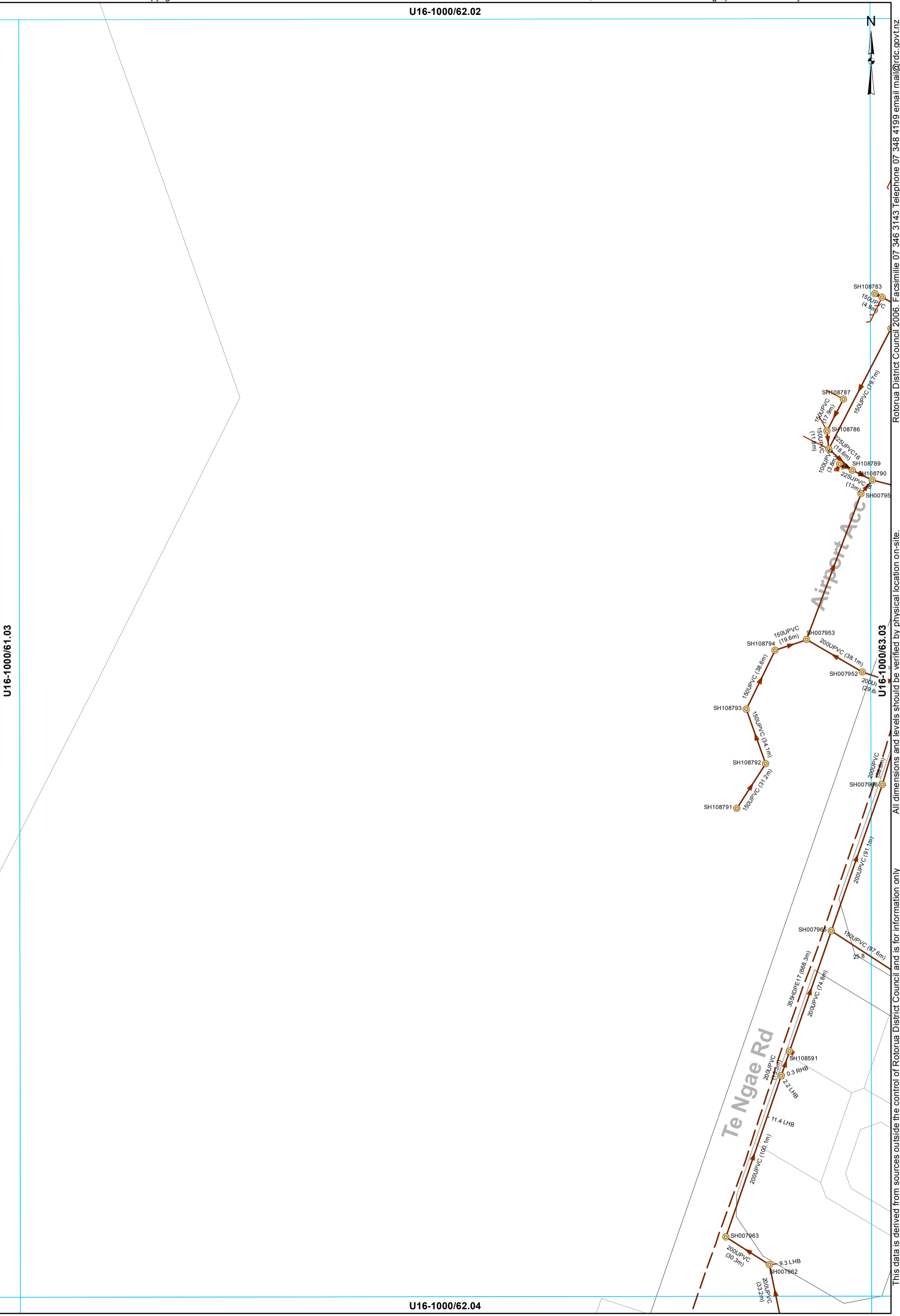
U16-1000/62.02

U16-1000/61.03

U16-1000/62.04



Rotorua District Council 2006. Facsimile 07 346 3143 Telephone 07 348 4199 email mail@rdc.govt.nz



- Manhole
- ▣ End of line - Capped end
- Main line
- - - Rising main
- Service Line

WASTEWATER SERVICES
1:2000 @ A3 - (U16-1000/62.03)

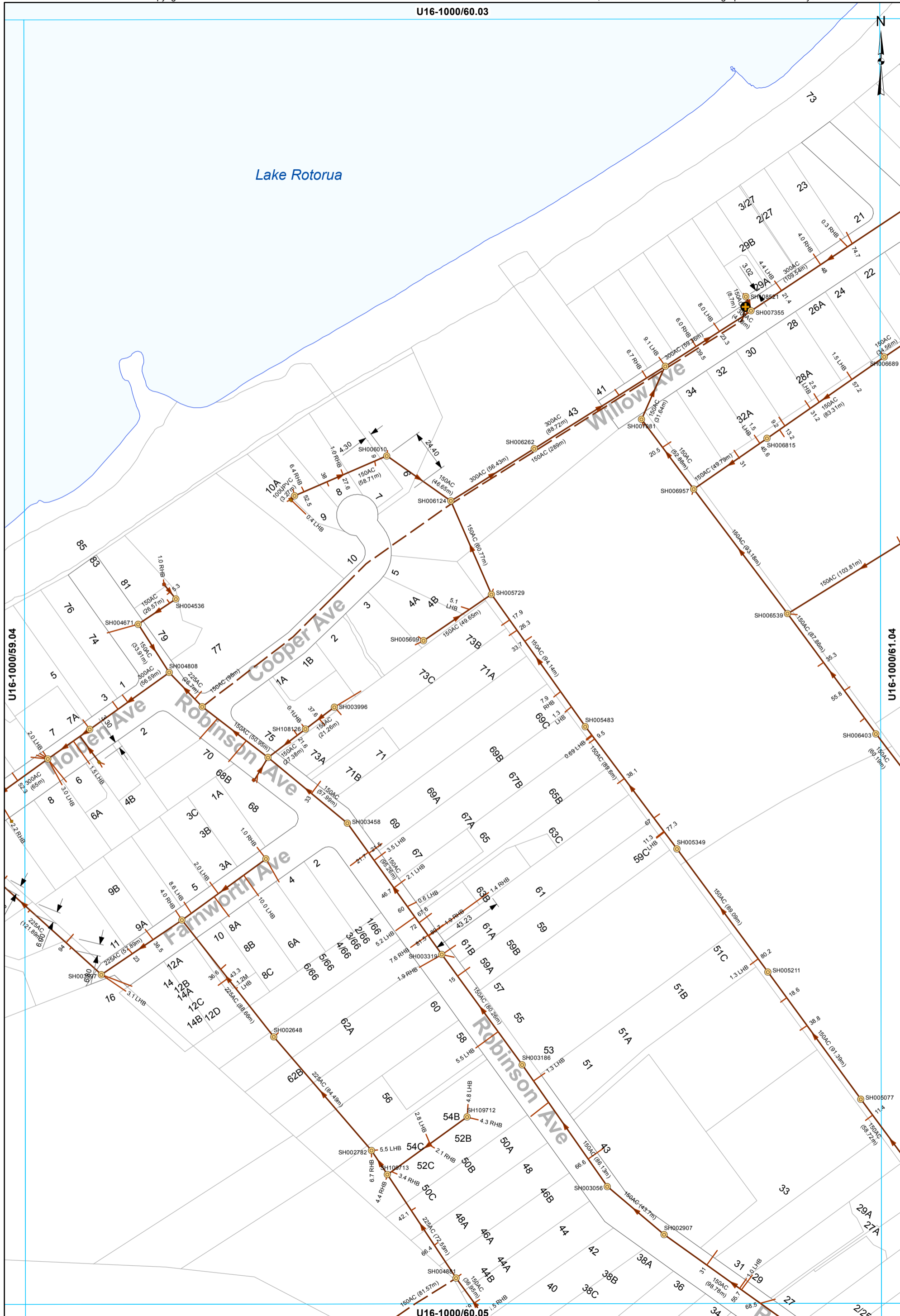
All dimensions and levels should be verified by physical location on-site.

This data is derived from sources outside the control of Rotorua District Council and is for information only

U16-1000/60.03



Lake Rotorua

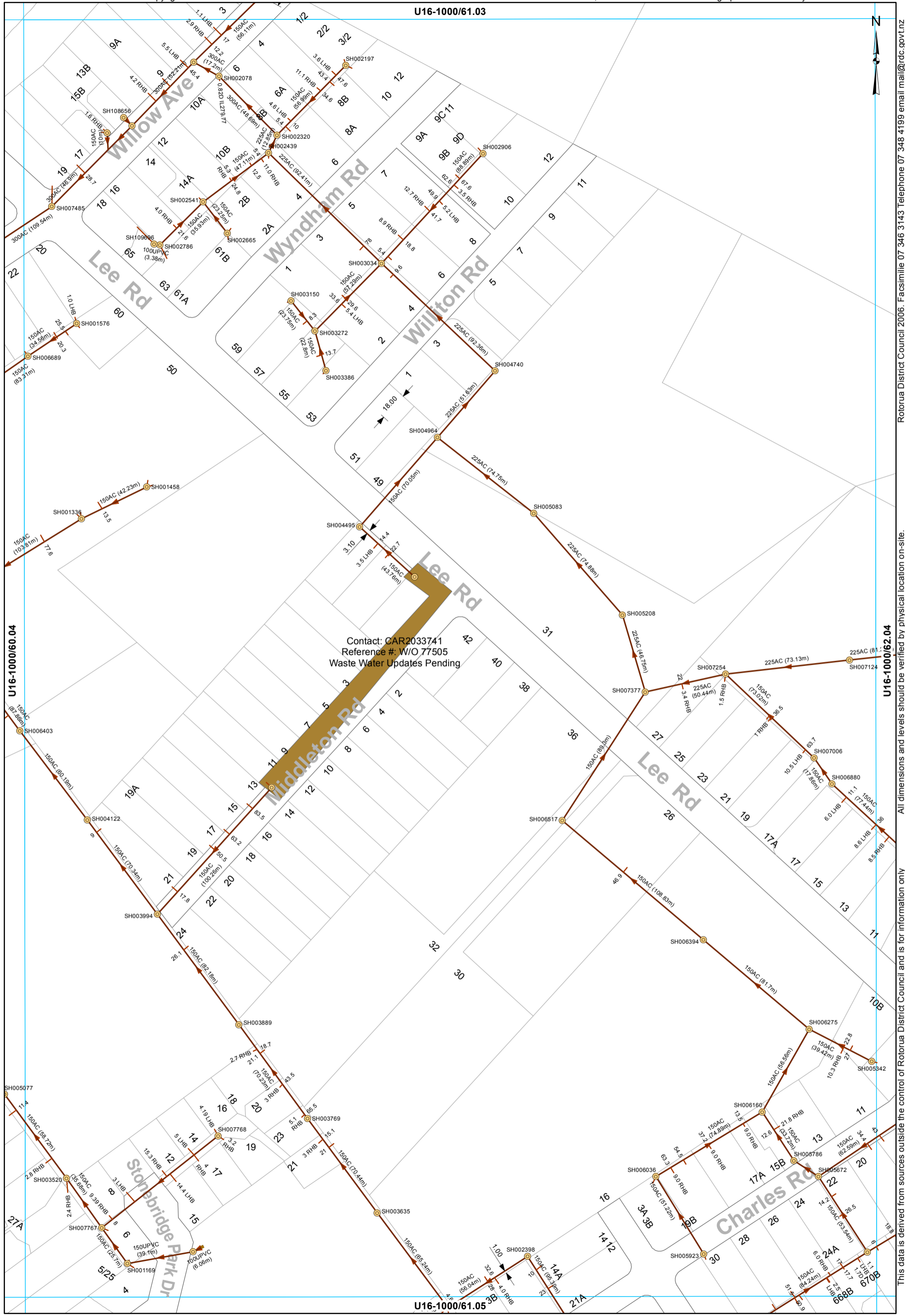


- Manhole
- Pump Station
- Chamber - Inspection
- End of line - Cleaning eye
- Main line
- Rising main
- Service Line

WASTEWATER SERVICES
1:2000 @ A3 - (U16-1000/60.04)

This data is derived from sources outside the control of Rotorua District Council and is for information only. Rotorua District Council 2006. Facsimile 07 348 3143 Telephone 07 348 4199 email mail@rdc.govt.nz

U16-1000/61.03

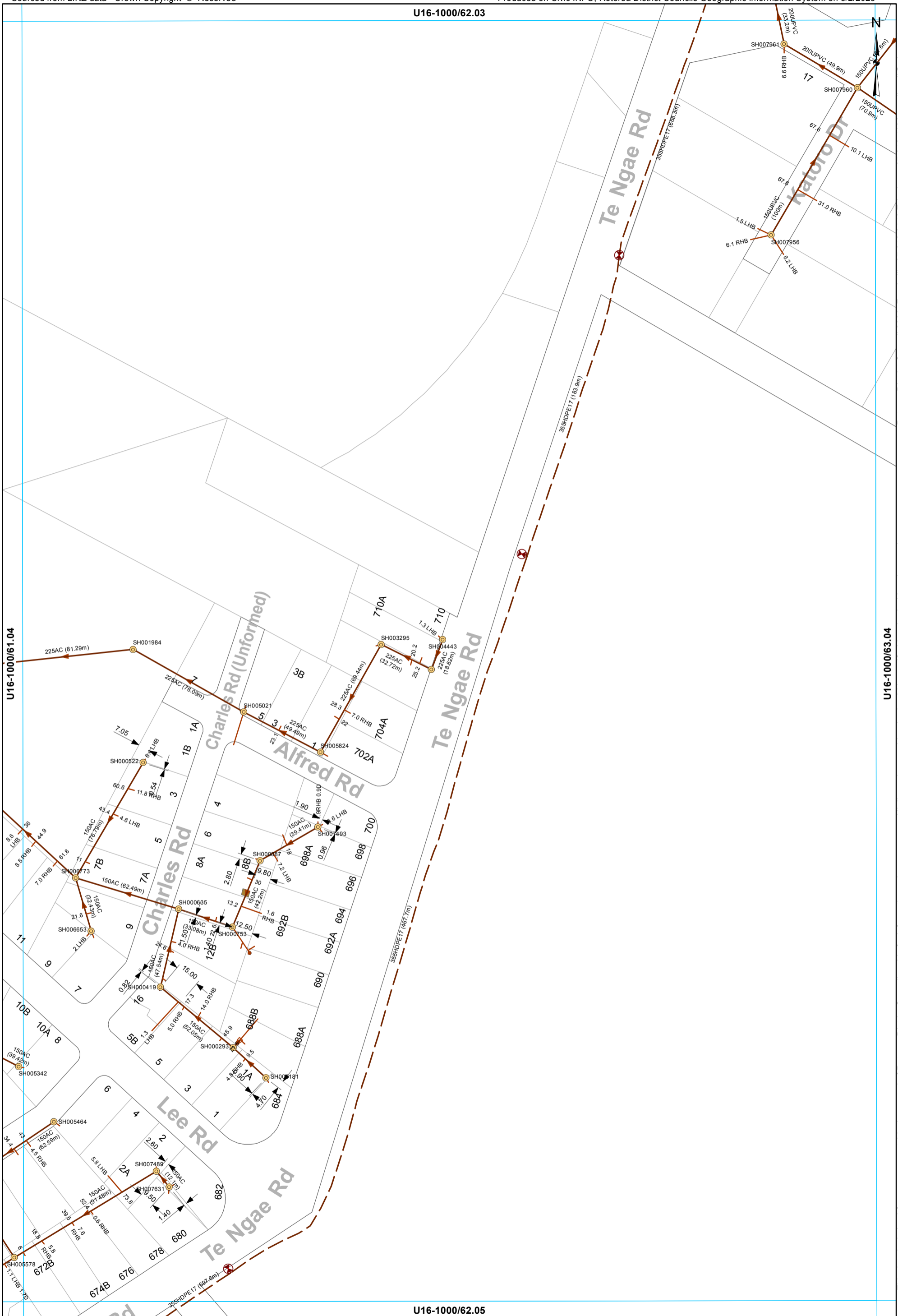


Contact: CAR2033741
 Reference #: W/O 77505
 Waste Water Updates Pending

- Manhole
- Chamber - Inspection
- Main line
- Service Line

WASTEWATER SERVICES
 1:2000 @ A3 - (U16-1000/61.04)

This data is derived from sources outside the control of Rotorua District Council and is for information only. Rotorua District Council 2006. Facsimile 07 346 3143 Telephone 07 348 4199 email mail@rdc.govt.nz



U16-1000/61.04

U16-1000/63.04

- Manhole
- End of line - Capped end
- End of line - Cleaning eye
- ⊗ Air Valve
- Main line
- - - Rising main
- Service Line

WASTEWATER SERVICES
1:2000 @ A3 - (U16-1000/62.04)

This data is derived from sources outside the control of Rotorua District Council and is for information only

All dimensions and levels should be verified by physical location on-site.

Rotorua District Council 2006. Facsimile 07 346 3143 Telephone 07 348 4199 email mail@rdc.govt.nz

U16-1000/63.03



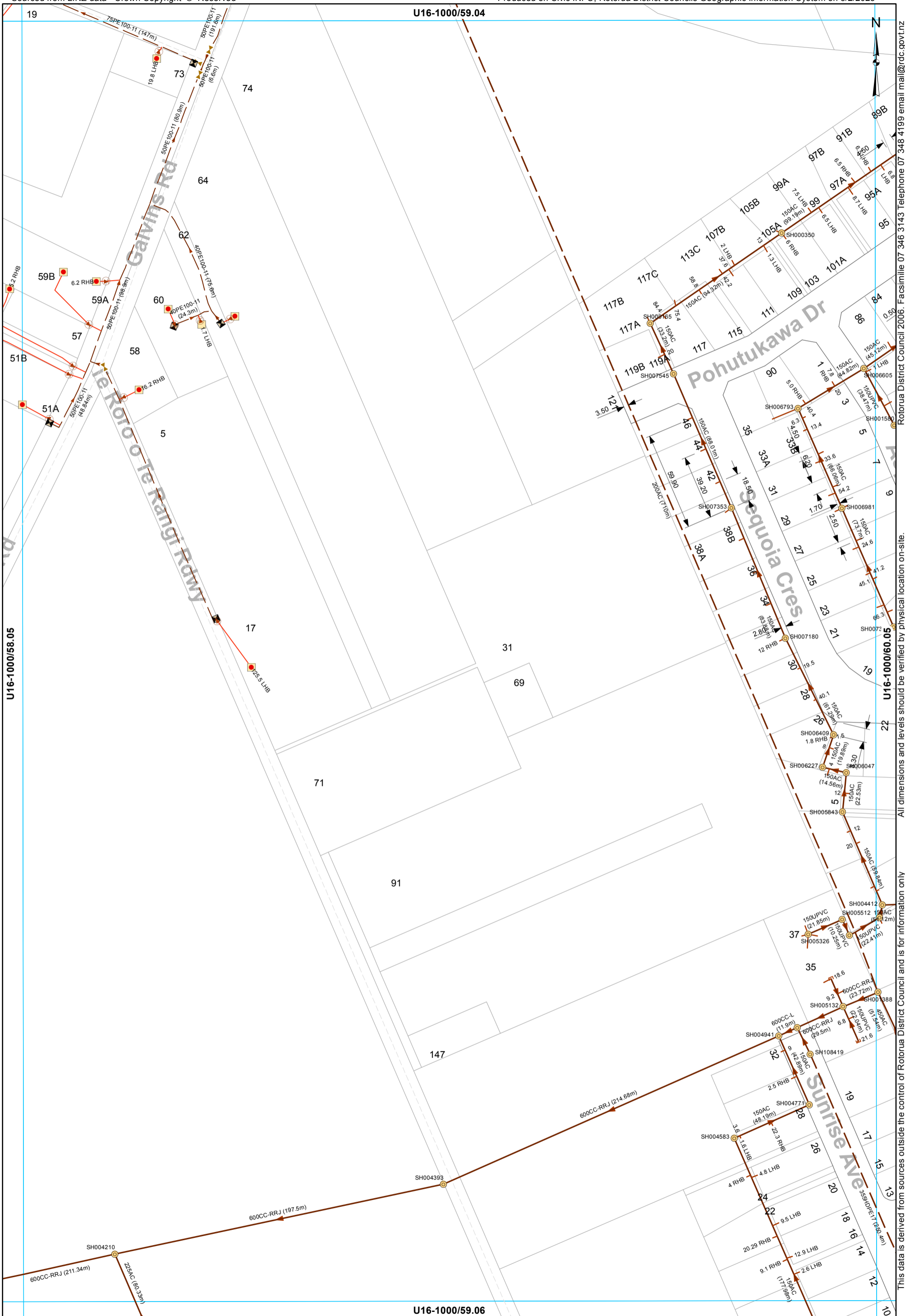
Rotorua District Council 2006. Facsimile 07 346 3143 Telephone 07 348 4199 email mail@rdc.govt.nz

All dimensions and levels should be verified by physical location on-site.

This data is derived from sources outside the control of Rotorua District Council and is for information only

Manhole
 Main line
 Service Line

WASTEWATER SERVICES
1:2000 @ A3 - (U16-1000/63.04)



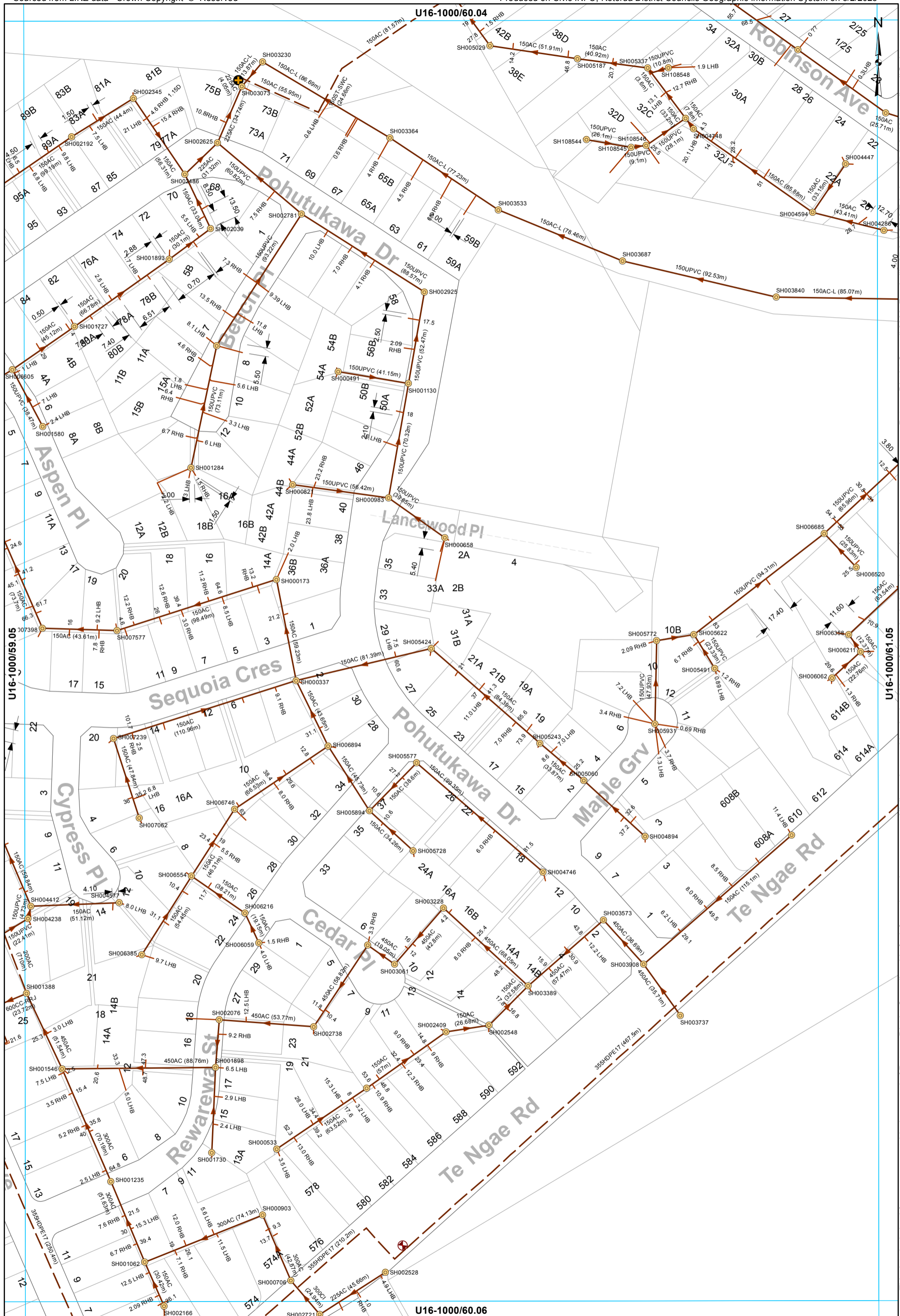
- Manhole
- Grinder Pump Chamber
- LP Grinder Pump
- ┘ End of line - Capped end
- ◻ Boundary Assembly
- ⊠ Clean Out Point
- ✂ Isolating Valve
- Low Pressure Main
- Main line
- Rising main
- Service Line
- LPGP Service Line

WASTEWATER SERVICES
1:2000 @ A3 - (U16-1000/59.05)

This data is derived from sources outside the control of Rotorua District Council and is for information only

All dimensions and levels should be verified by physical location on-site.

Rotorua District Council 2006. Facsimile 07 346 3143 Telephone 07 348 4199 email mail@rdc.govt.nz

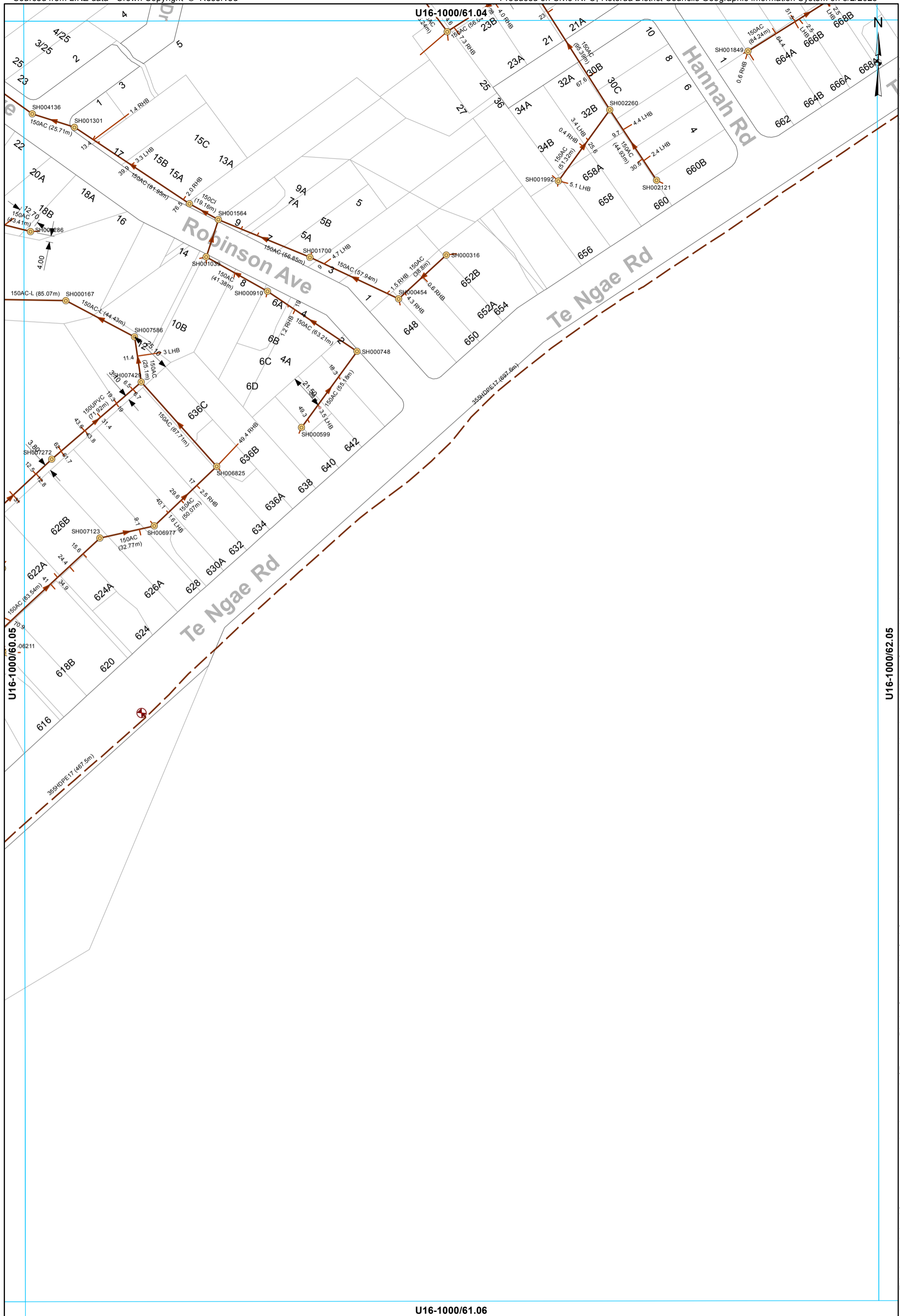


- Manhole
- Pump Station
- End of line - Capped end
- Air Valve
- Main line
- Rising main
- Service Line

WASTEWATER SERVICES
1:2000 @ A3 - (U16-1000/60.05)

This data is derived from sources outside the control of Rotorua District Council and is for information only

Rotorua District Council 2006. Facsimile 07 346 3143 Telephone 07 348 4199 email mail@rdc.govt.nz



Rotorua District Council 2006. Facsimile 07 346 3143 Telephone 07 348 4199 email mail@rdc.govt.nz

All dimensions and levels should be verified by physical location on-site.

This data is derived from sources outside the control of Rotorua District Council and is for information only

- Manhole
- Inspection point
- ⊕ Air Valve
- Main line
- - - Rising main
- Service Line

WASTEWATER SERVICES
1:2000 @ A3 - (U16-1000/61.05)

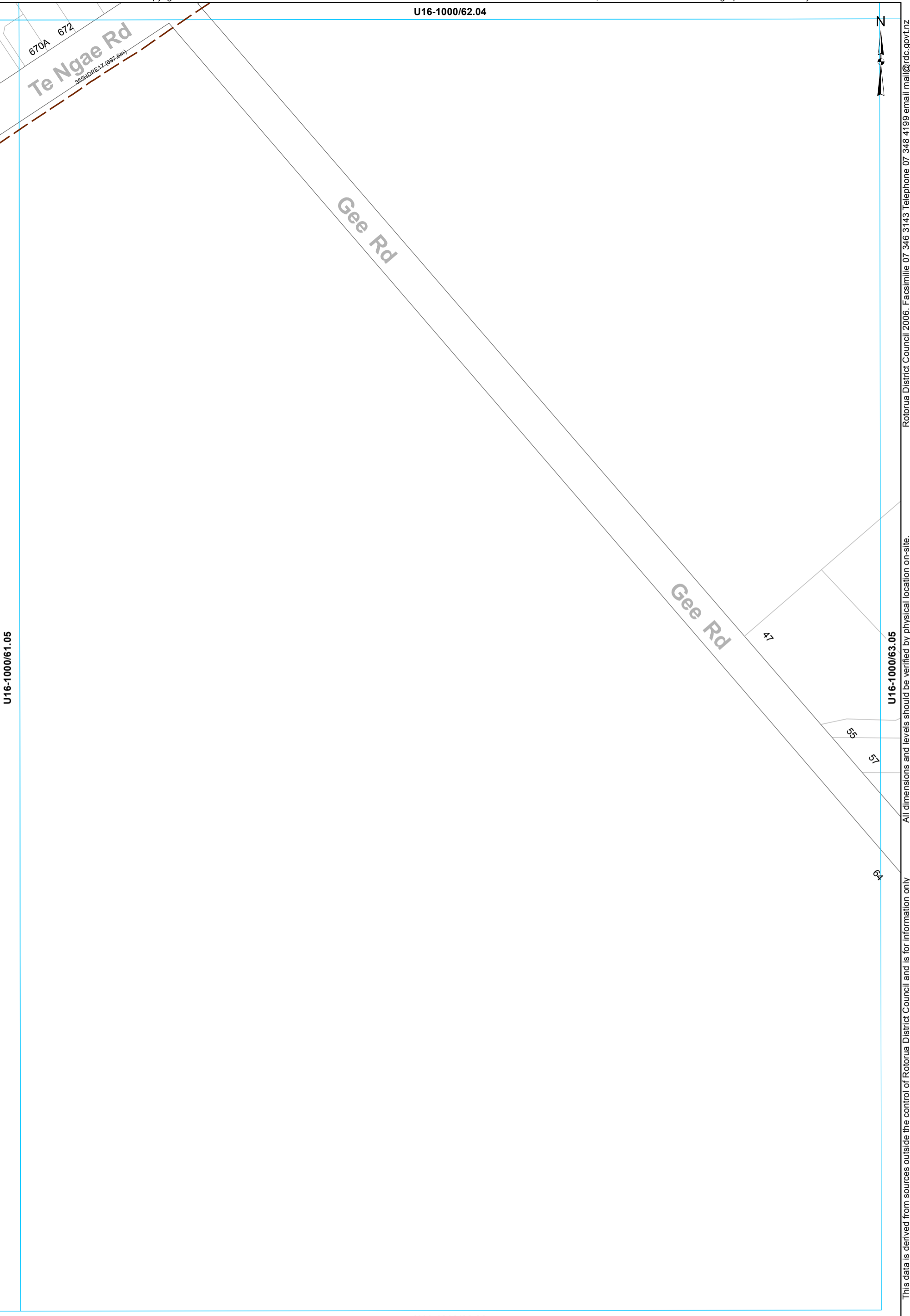
U16-1000/61.06

U16-1000/62.04

U16-1000/61.05

U16-1000/63.05

U16-1000/62.06



— Rising main

WASTEWATER SERVICES
1:2000 @ A3 - (U16-1000/62.05)

This data is derived from sources outside the control of Rotorua District Council and is for information only

Rotorua District Council 2006. Facsimile 07 346 3143 Telephone 07 348 4199 email mail@rdc.govt.nz

U16-1000/56.05



Lake Rotorua

U16-1000/55.06

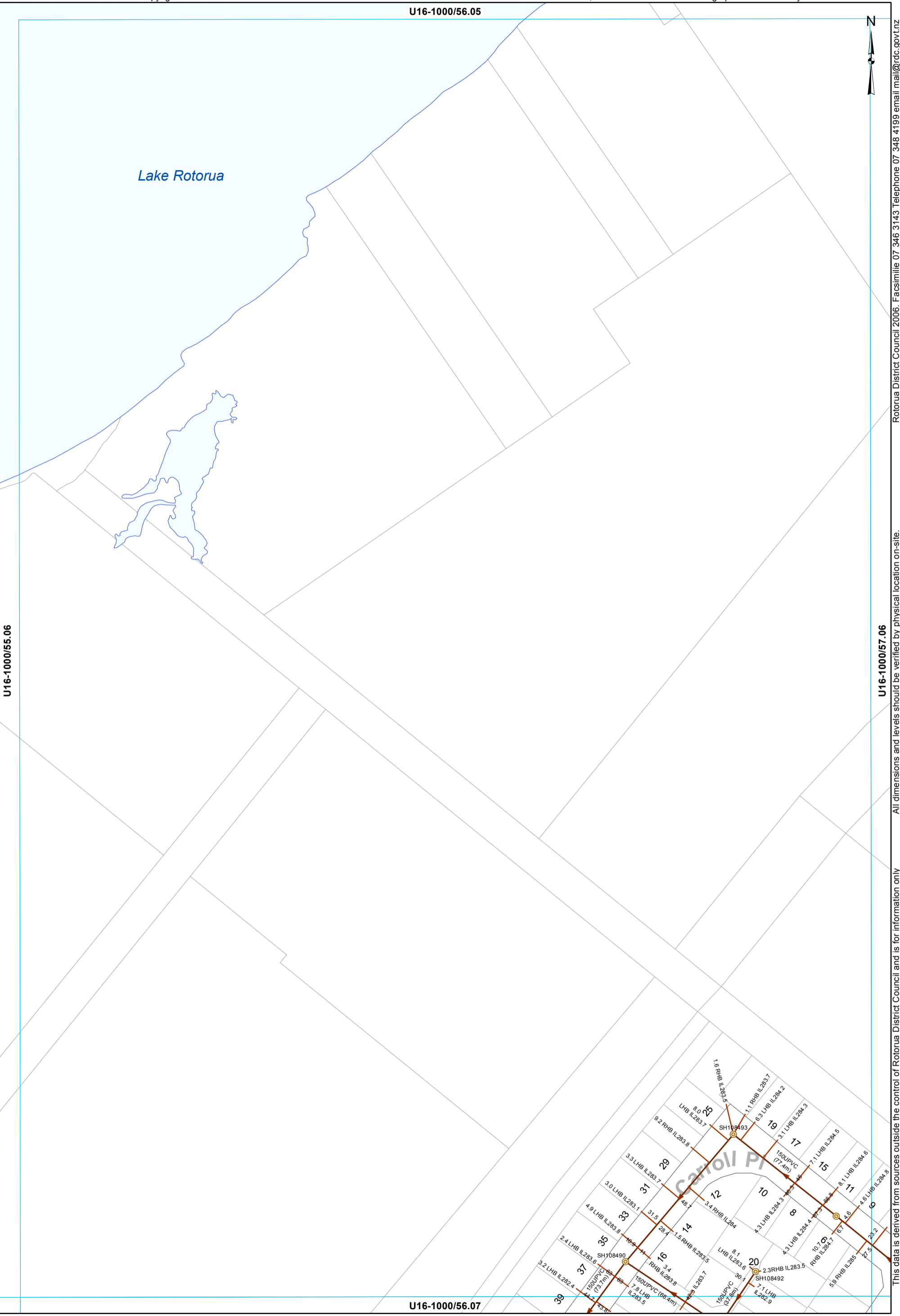
U16-1000/57.06

U16-1000/56.07

- Manhole
- Main line
- Service Line

WASTEWATER SERVICES
1:2000 @ A3 - (U16-1000/56.06)

This data is derived from sources outside the control of Rotorua District Council and is for information only. All dimensions and levels should be verified by physical location on-site. Rotorua District Council 2006. Facsimile 07 346 3143 Telephone 07 348 4199 email mail@rdc.govt.nz

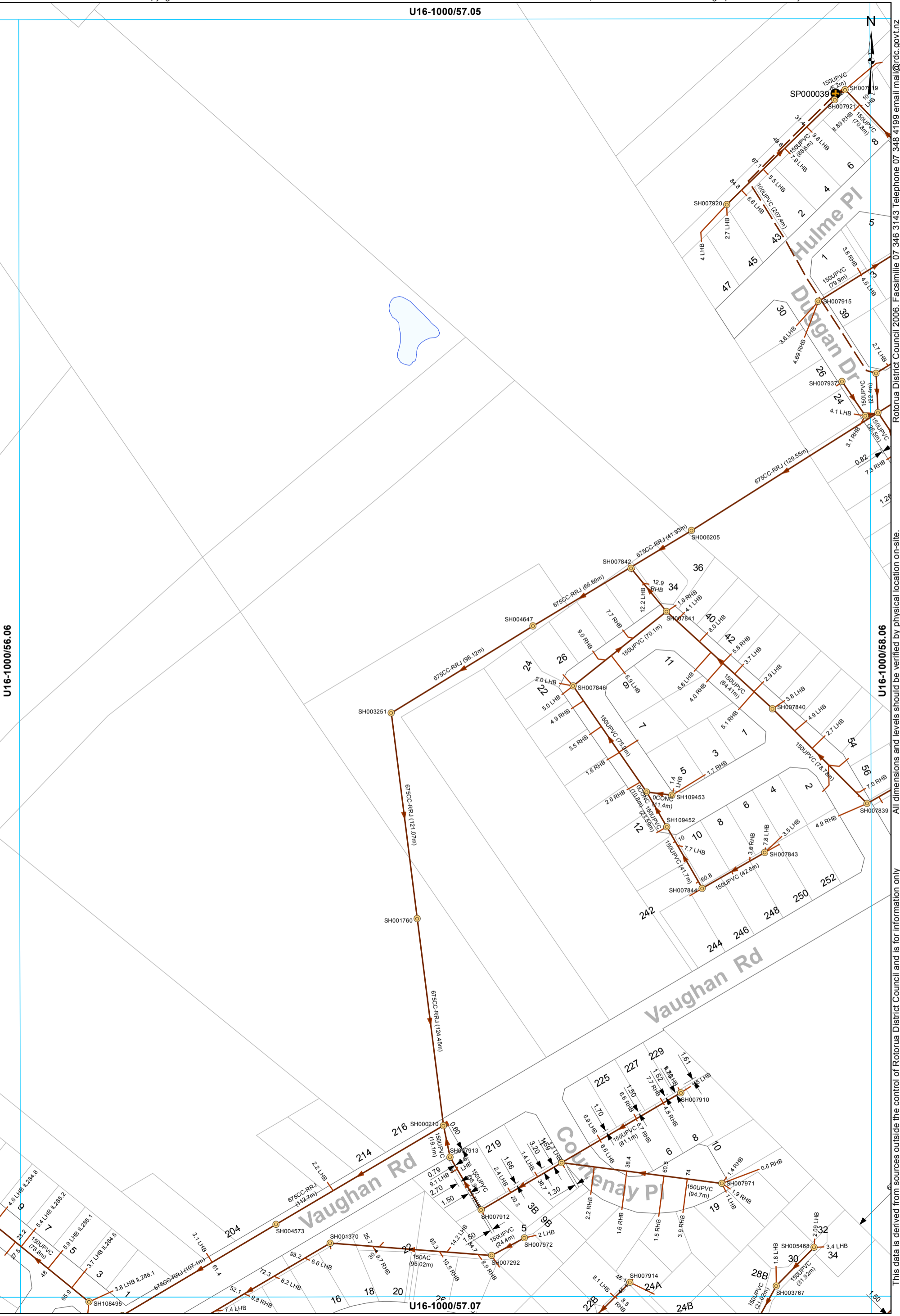


U16-1000/57.05

U16-1000/56.06

U16-1000/58.06

U16-1000/57.07

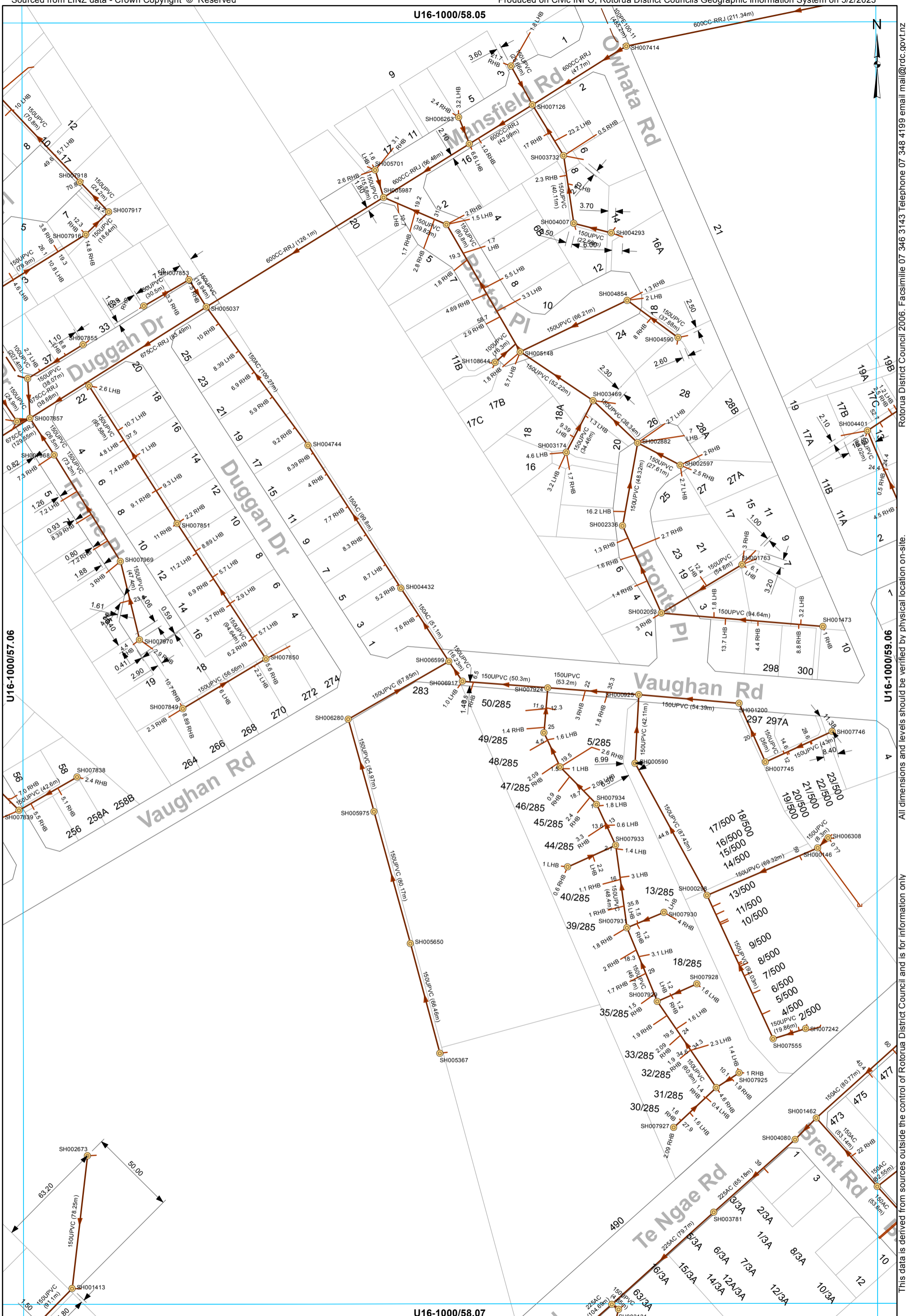








- Manhole
- ⊕ Pump Station
- End of line - Capped end
- Main line
- - - Rising main
- Service Line

WASTEWATER SERVICES
1:2000 @ A3 - (U16-1000/57.06)

This data is derived from sources outside the control of Rotorua District Council and is for information only

Rotorua District Council 2006. Facsimile 07 346 3143 Telephone 07 348 4199 email mail@rdc.govt.nz



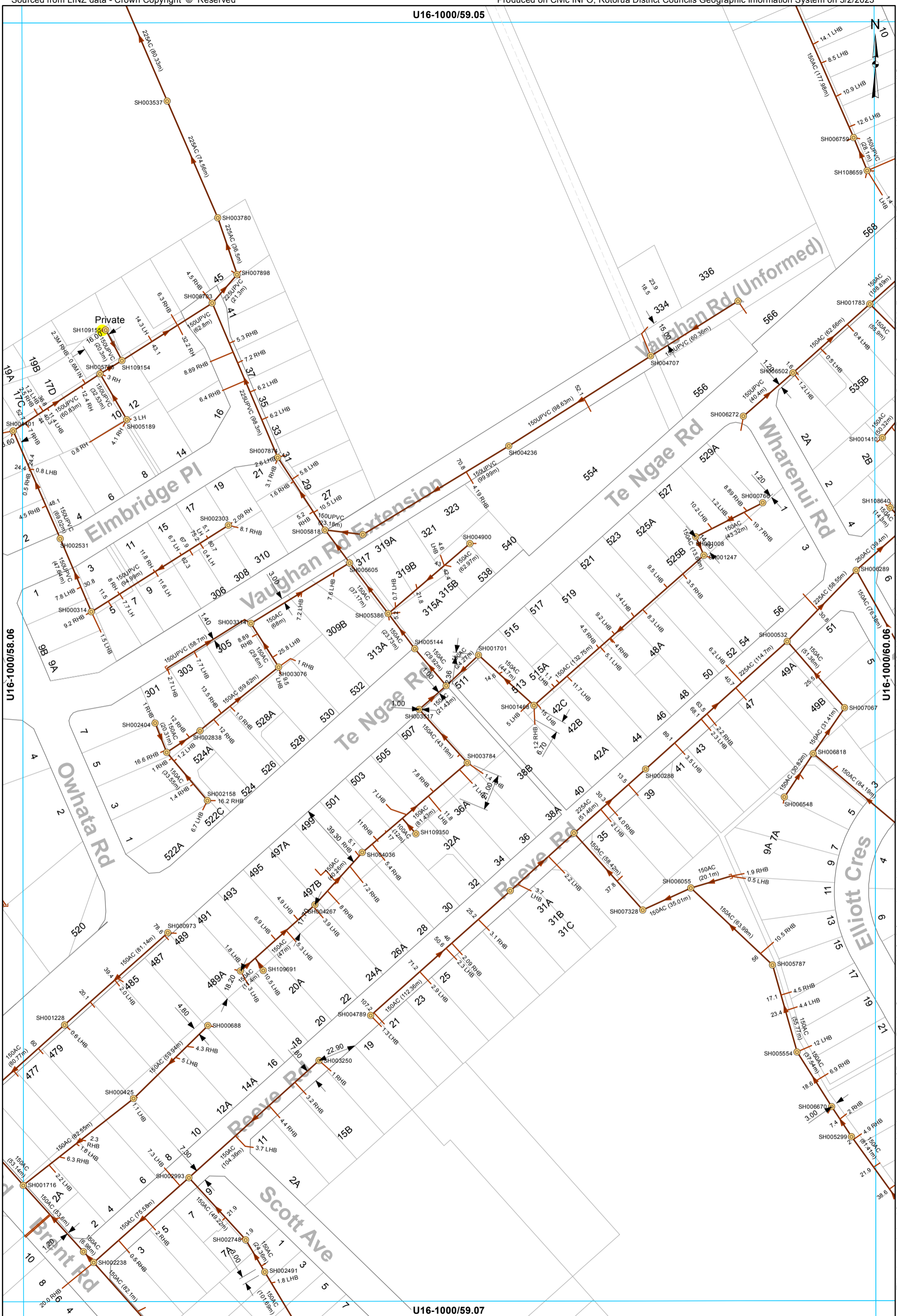
-  Manhole
-  End of line - Capped end
-  Low Pressure Main
-  Main line
-  Rising main
-  Service Line

WASTEWATER SERVICES
1:2000 @ A3 - (U16-1000/58.06)

This data is derived from sources outside the control of Rotorua District Council and is for information only

Rotorua District Council 2006. Facsimile 07 346 3143 Telephone 07 348 4199 email mail@rdc.govt.nz

U16-1000/59.05



U16-1000/58.06

U16-1000/60.06

U16-1000/59.07

- Manhole
- End of line - Capped end
- Private Asset
- Private Asset
- Low Pressure Main
- Main line
- Service Line

WASTEWATER SERVICES
1:2000 @ A3 - (U16-1000/59.06)

This data is derived from sources outside the control of Rotorua District Council and is for information only

Rotorua District Council 2006. Facsimile 07 346 3143 Telephone 07 348 4199 email mail@rdc.govt.nz



- Manhole
- Chamber - Inspection
- End of line - Capped end
- ⊗ Air Valve
- Main line
- - - Rising main
- Service Line

WASTEWATER SERVICES
1:2000 @ A3 - (U16-1000/60.06)

This data is derived from sources outside the control of Rotorua District Council and is for information only

Rotorua District Council 2006. Facsimile 07 346 3143 Telephone 07 348 4199 email mail@rdc.govt.nz

U16-1000/55.06

Lake Rotorua



U16-1000/54.07

U16-1000/56.07

All dimensions and levels should be verified by physical location on-site.

This data is derived from sources outside the control of Rotorua District Council and is for information only

Rotorua District Council 2006. Facsimile 07 346 3143 Telephone 07 348 4199 email mail@rdc.govt.nz

64

LPGP Pump Holding Site

88

90

85

84

82

80

77

84A

85

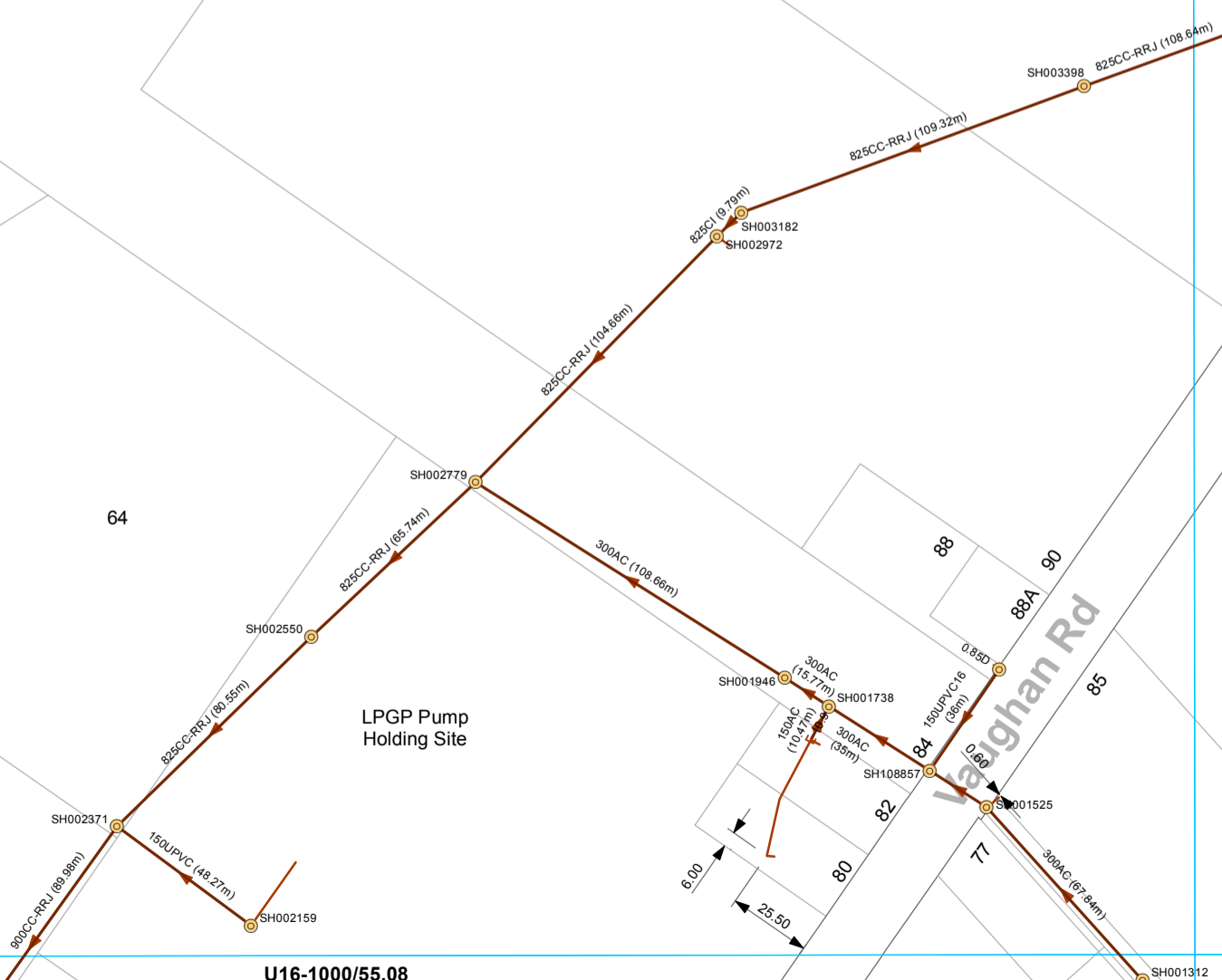
77

84

85

84

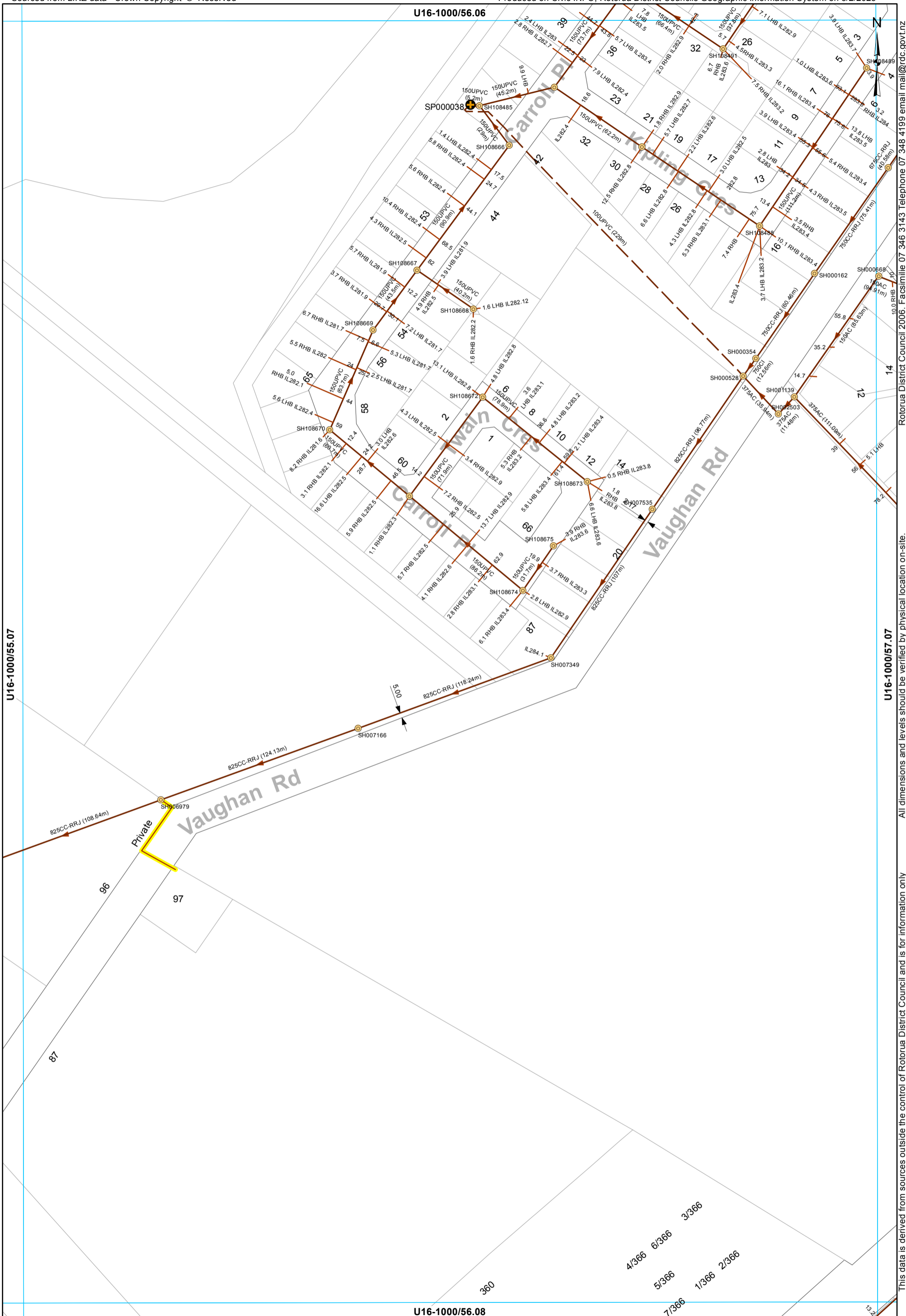
85



- Manhole
- ▭ End of line - Capped end
- Main line
- Service Line

U16-1000/55.08

WASTEWATER SERVICES
1:2000 @ A3 - (U16-1000/55.07)

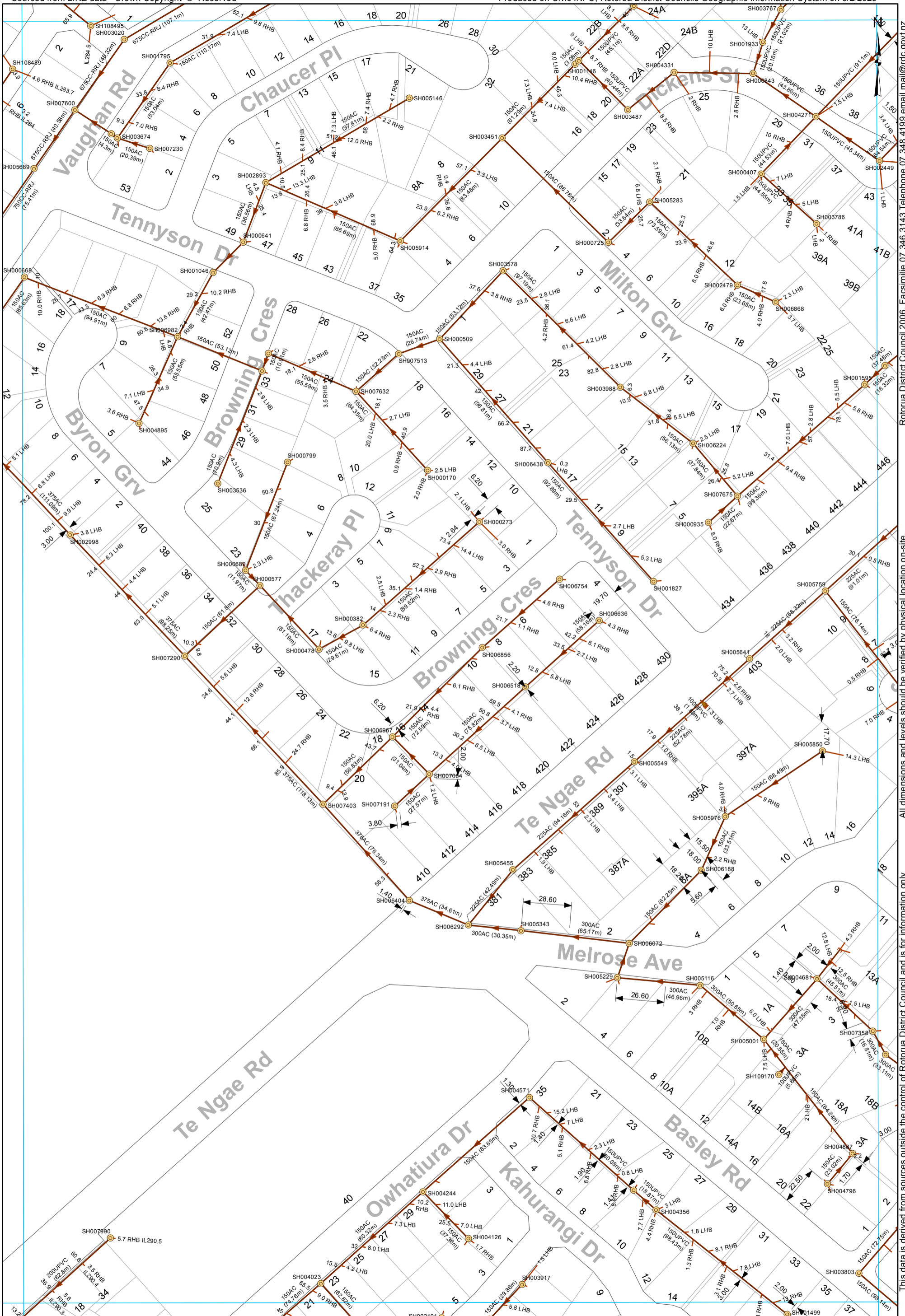


- Manhole
- ⊕ Pump Station
- ▬ Private Asset
- Main line
- - - Rising main
- Service Line

WASTEWATER SERVICES
1:2000 @ A3 - (U16-1000/56.07)

This data is derived from sources outside the control of Rotorua District Council and is for information only

Rotorua District Council 2006. Facsimile 07 346 3143 Telephone 07 348 4199 email mail@rdc.govt.nz



- Manhole
- Chamber - Inspection
- Main line
- Service Line
- End of line - Capped end

WASTEWATER SERVICES
1:2000 @ A3 - (U16-1000/57.07)

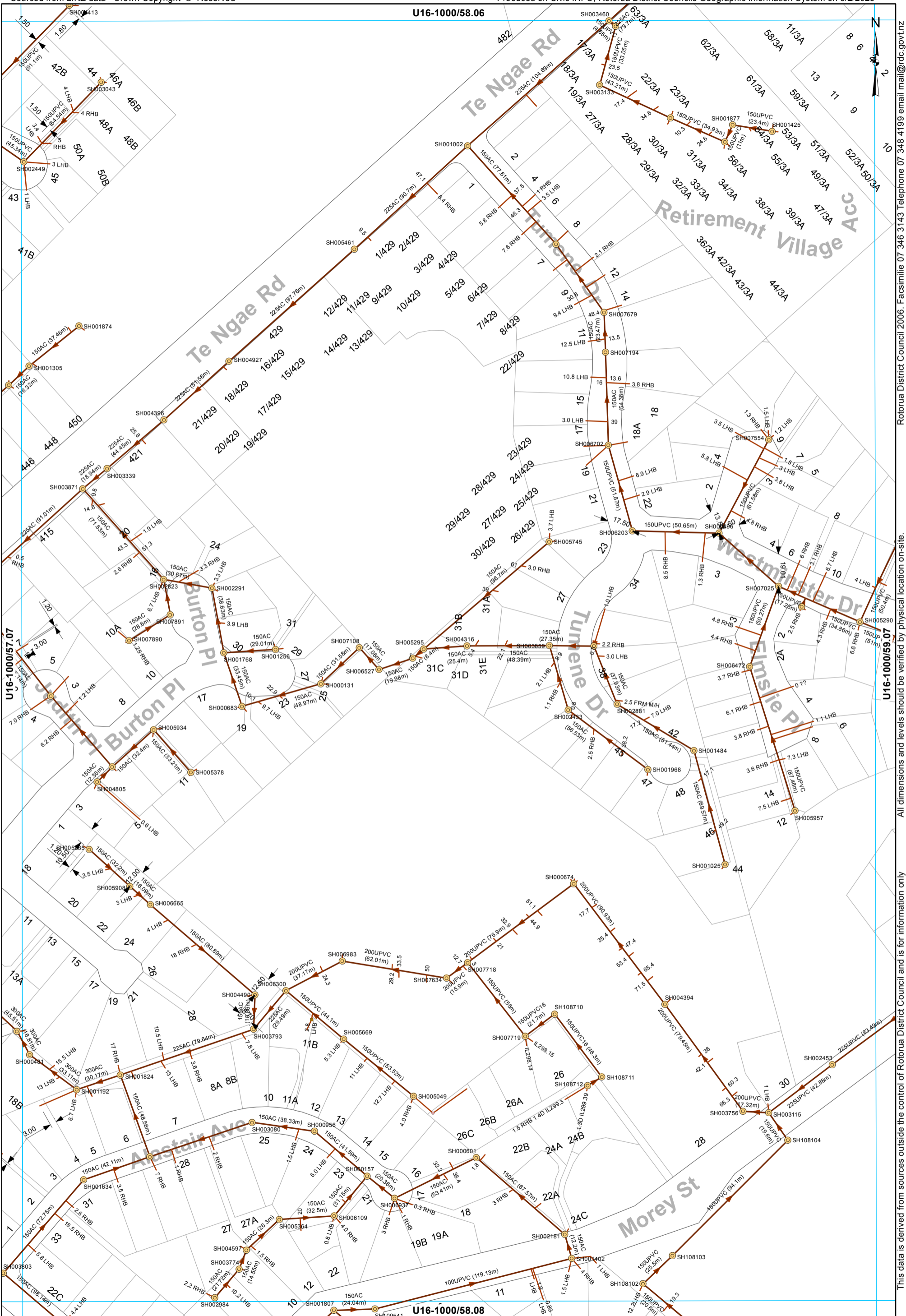
This data is derived from sources outside the control of Rotorua District Council and is for information only

All dimensions and levels should be verified by physical location on-site.

Rotorua District Council 2006. Facsimile 07 346 3143 Telephone 07 348 4199 email mail@rdc.govt.nz

U16-1000/58.06

U16-1000/58.08

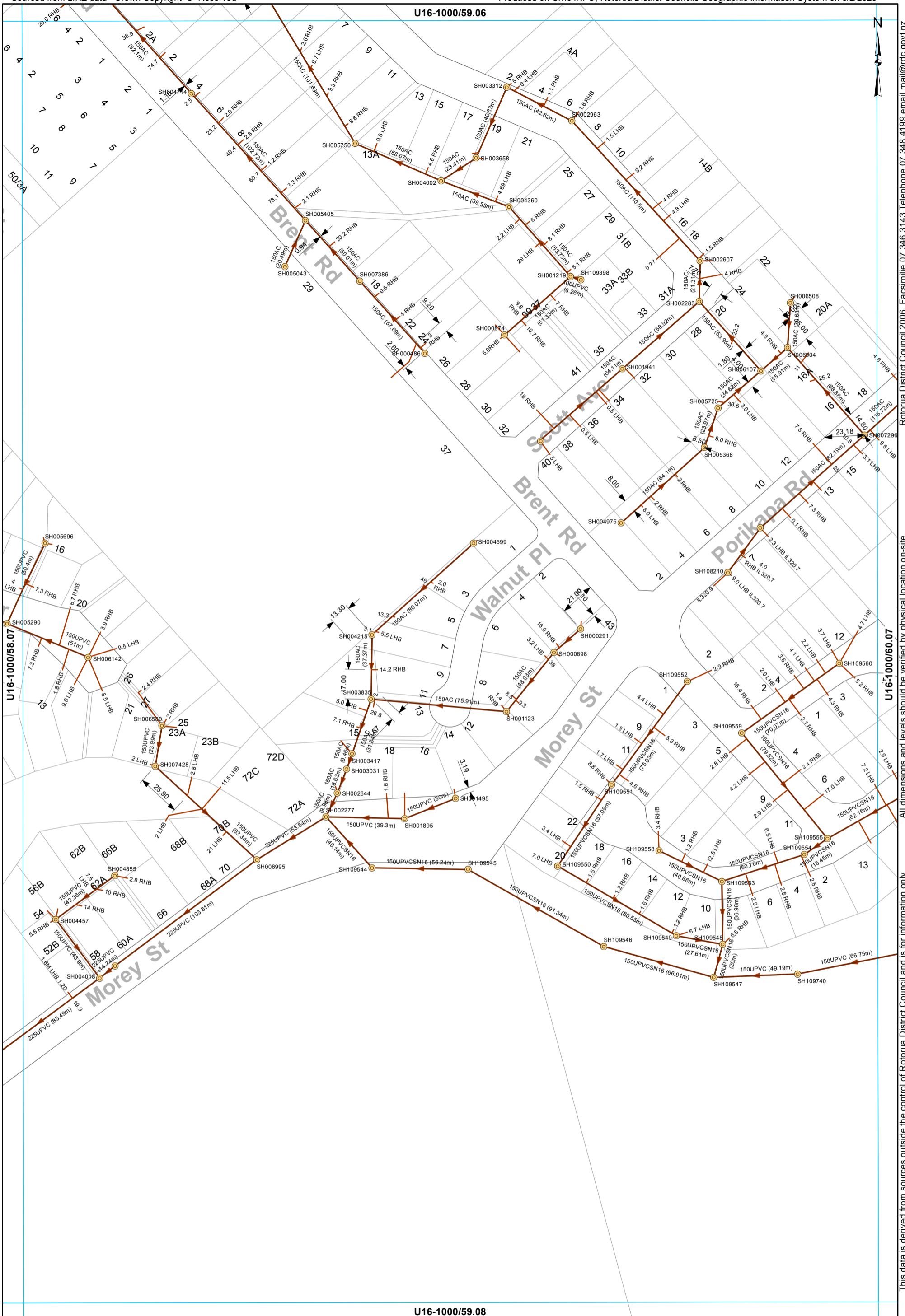


- Manhole
- Chamber - Inspection
- Inspection point
- Main line
- Service Line
- End of line - Capped end

WASTEWATER SERVICES
1:2000 @ A3 - (U16-1000/58.07)

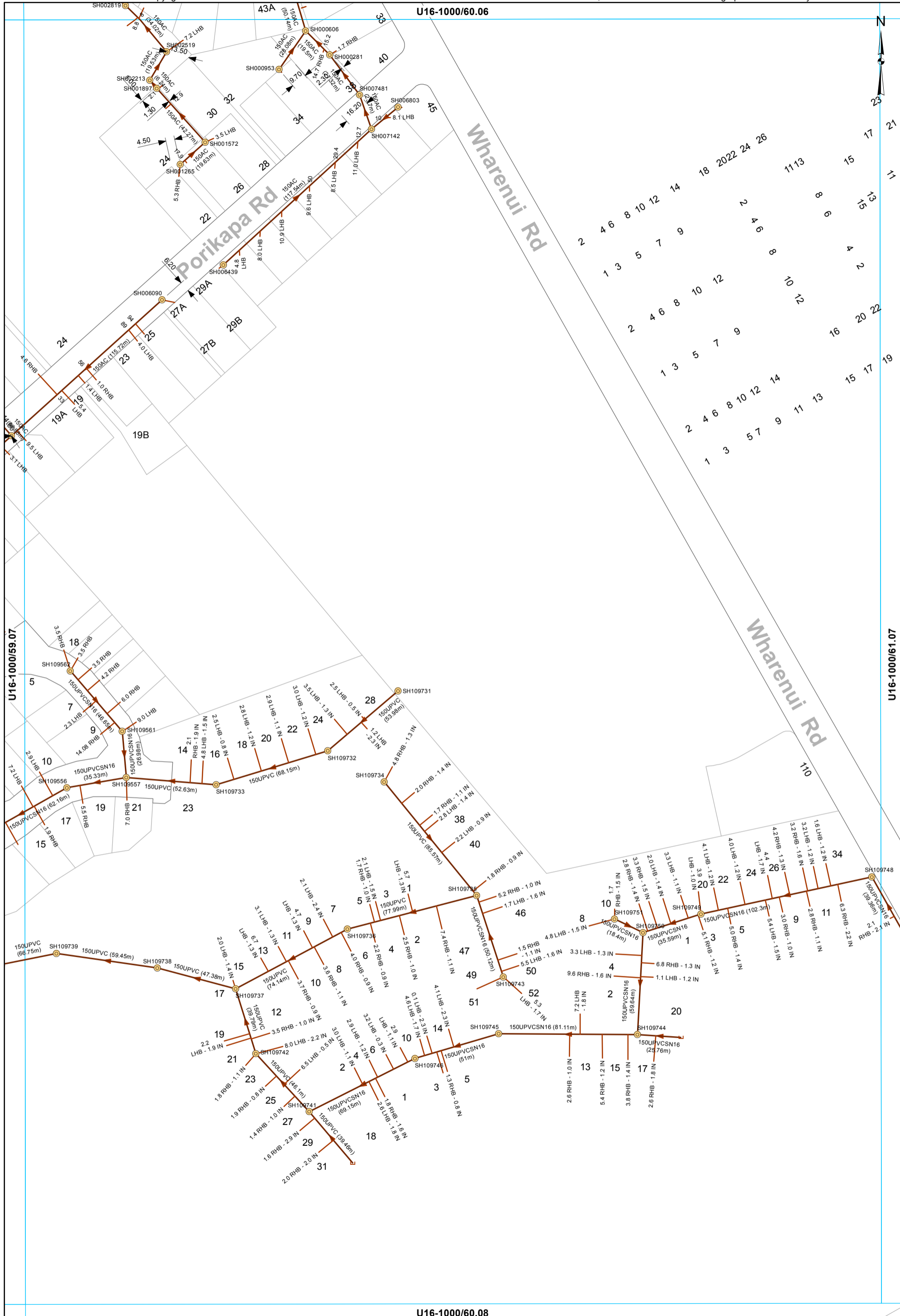
This data is derived from sources outside the control of Rotorua District Council and is for information only

Rotorua District Council 2006. Facsimile 07 346 3143 Telephone 07 348 4199 email mail@rdc.govt.nz



U16-1000/60.06

U16-1000/60.08



- Manhole
- ▭ End of line - Capped end
- Main line
- Service Line

WASTEWATER SERVICES
1:2000 @ A3 - (U16-1000/60.07)

All dimensions and levels outside the control of Rotorua District Council and is for information only. Rotorua District Council 2006. Facsimile 07 346 3143 Telephone 07 348 4199 email mail@rdc.govt.nz

U16-1000/61.06



23
17 21 19
11 6
13 1 5
6 1
22 24
17 19 23 25 27 29




U16-1000/60.07

U16-1000/62.07

1500PV GSNV6
08.35.000
2.1 RHB
2.1 IN
SH109747
1.4 RHB 2.5 IN

Wharenui Rd

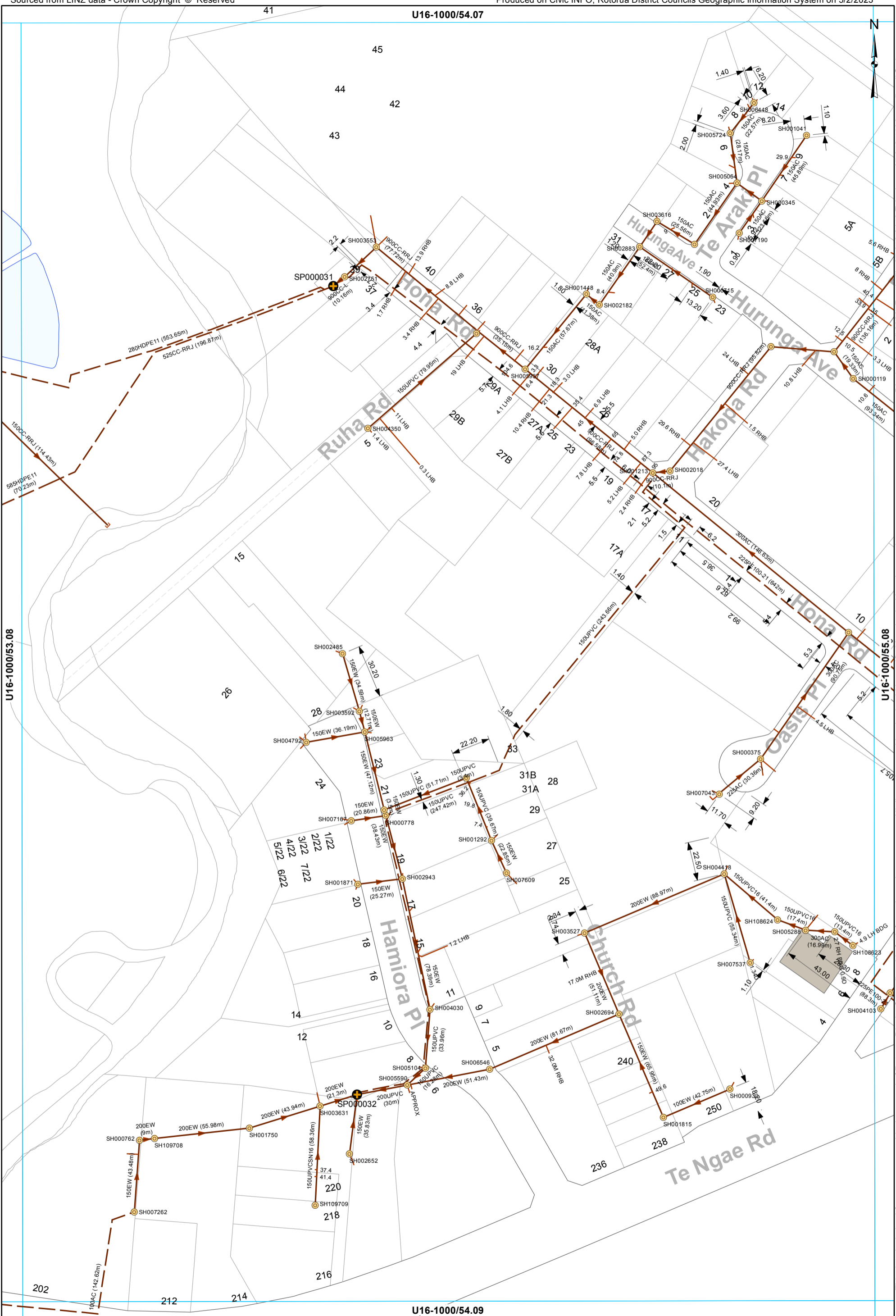
U16-1000/61.08

 Manhole
  Main line
 Service Line

WASTEWATER SERVICES
1:2000 @ A3 - (U16-1000/61.07)

This data is derived from sources outside the control of Rotorua District Council and is for information only. All dimensions and levels should be verified by physical location on-site. Rotorua District Council 2006. Facsimile 07 346 3143 Telephone 07 348 4199 email mail@rdc.govt.nz

U16-1000/54.07



U16-1000/53.08

U16-1000/55.08

U16-1000/54.09

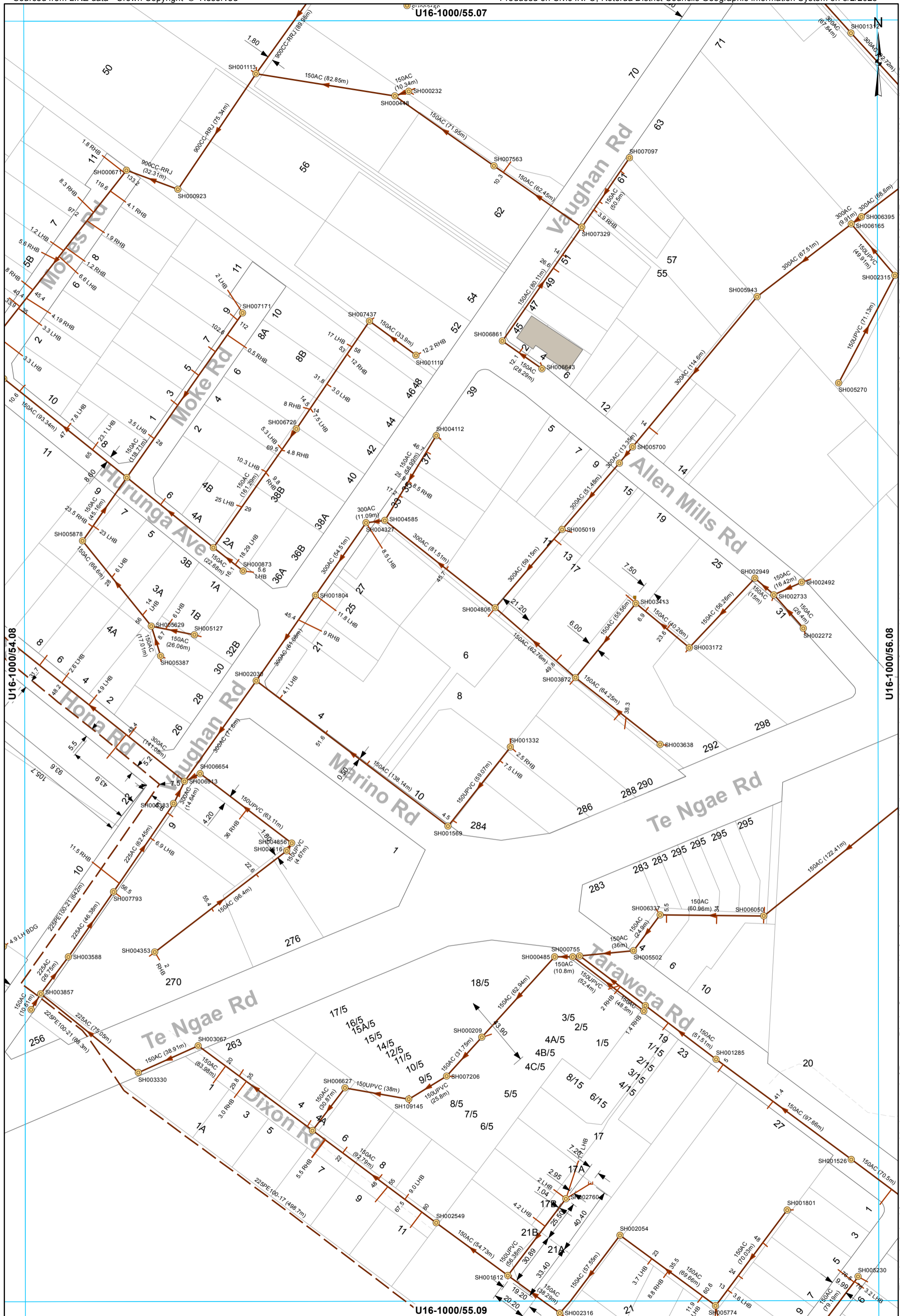
- Manhole
- Pump Station
- End of line - Capped end
- Main line
- Rising main
- Unknown Service Line
- Service Line

WASTEWATER SERVICES
1:2000 @ A3 - (U16-1000/54.08)

This data is derived from sources outside the control of Rotorua District Council and is for information only

All dimensions and levels should be verified by physical location on-site.

Rotorua District Council 2006. Facsimile 07 348 3143 Telephone 07 348 4199 email mail@rdc.govt.nz

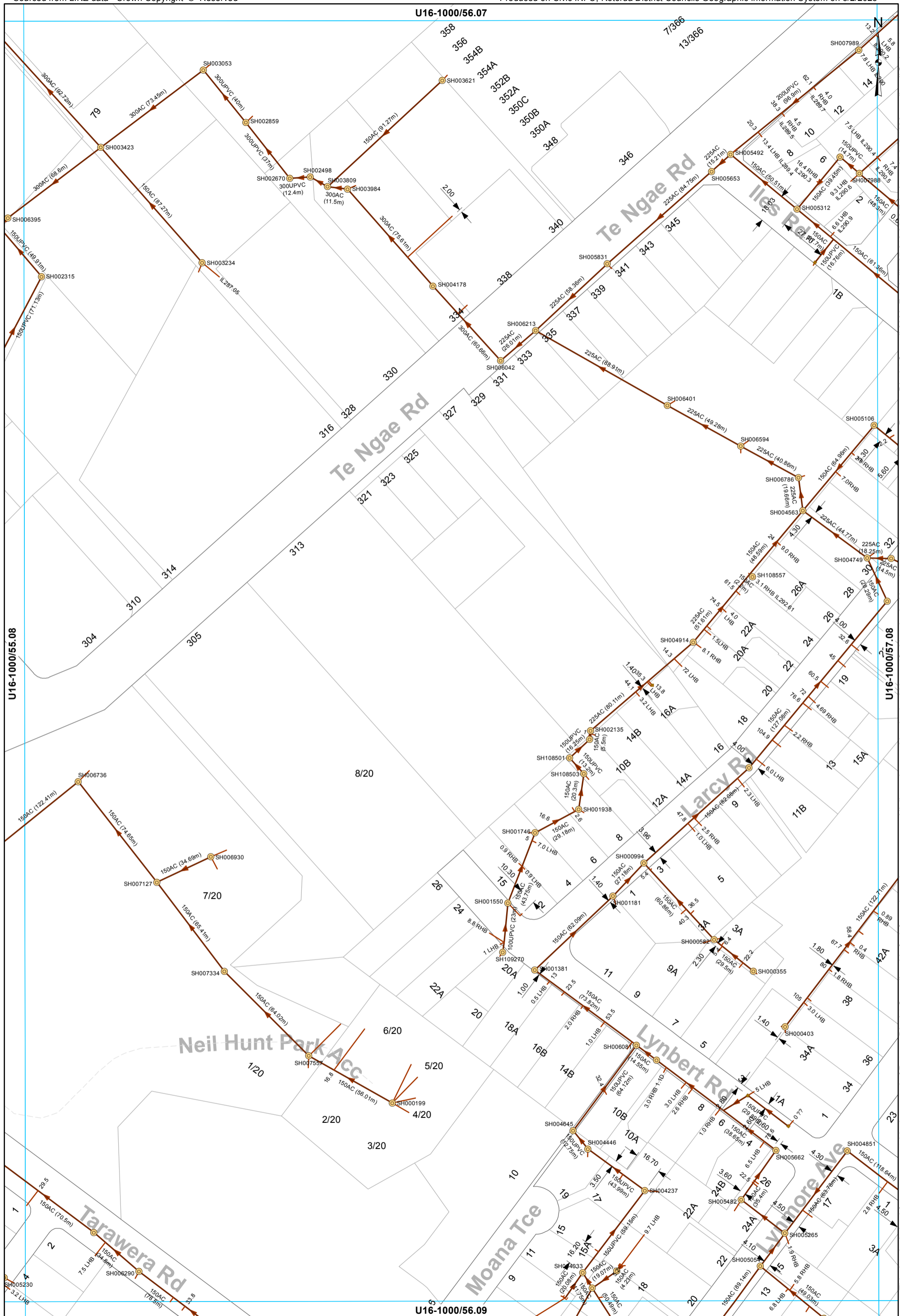


- Manhole
- Chamber - Inspection
- End of line - Capped end
- Main line
- Rising main
- Service Line

WASTEWATER SERVICES
1:2000 @ A3 - (U16-1000/55.08)

All dimensions and levels should be verified by physical location on-site.

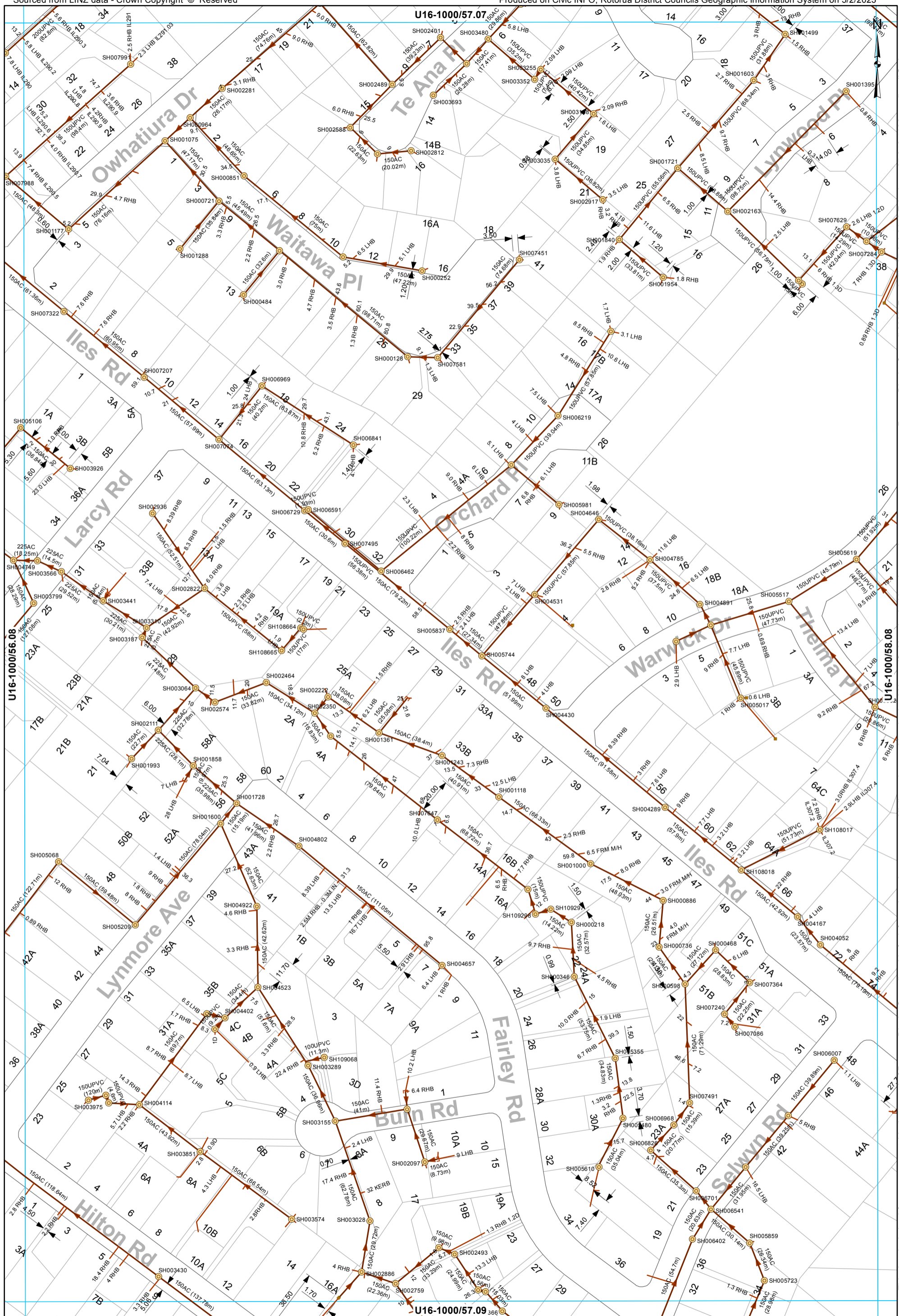
Rotorua District Council 2006. Facsimile 07 346 3143 Telephone 07 348 4199 email mail@rdc.govt.nz



- Manhole
- Chamber - Inspection
- End of line - Capped end
- Main line
- Service Line

WASTEWATER SERVICES
1:2000 @ A3 - (U16-1000/56.08)

All dimensions and levels should be verified by physical location on-site. Rotorua District Council 2006. Facsimile 07 346 3143 Telephone 07 348 4199 email mail@rdc.govt.nz



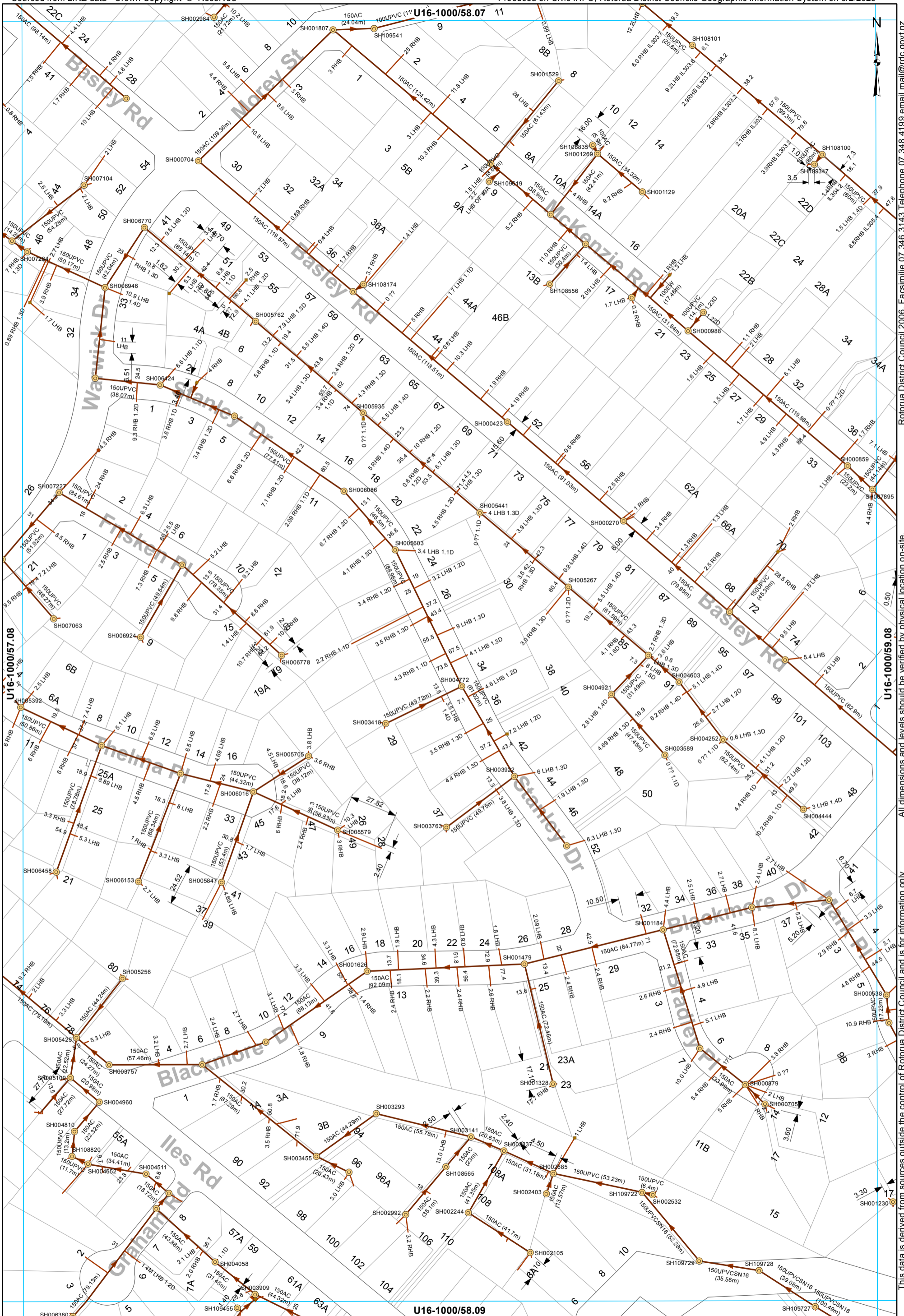
- Manhole
- Chamber - Inspection
- End of line - Capped end
- Main line
- Service Line

WASTEWATER SERVICES
1:2000 @ A3 - (U16-1000/57.08)

This data is derived from sources outside the control of Rotorua District Council and is for information only

All dimensions and levels should be verified by physical location on-site.

Rotorua District Council 2006. Facsimile 07 346 3143 Telephone 07 348 4199 email mail@rdc.govt.nz



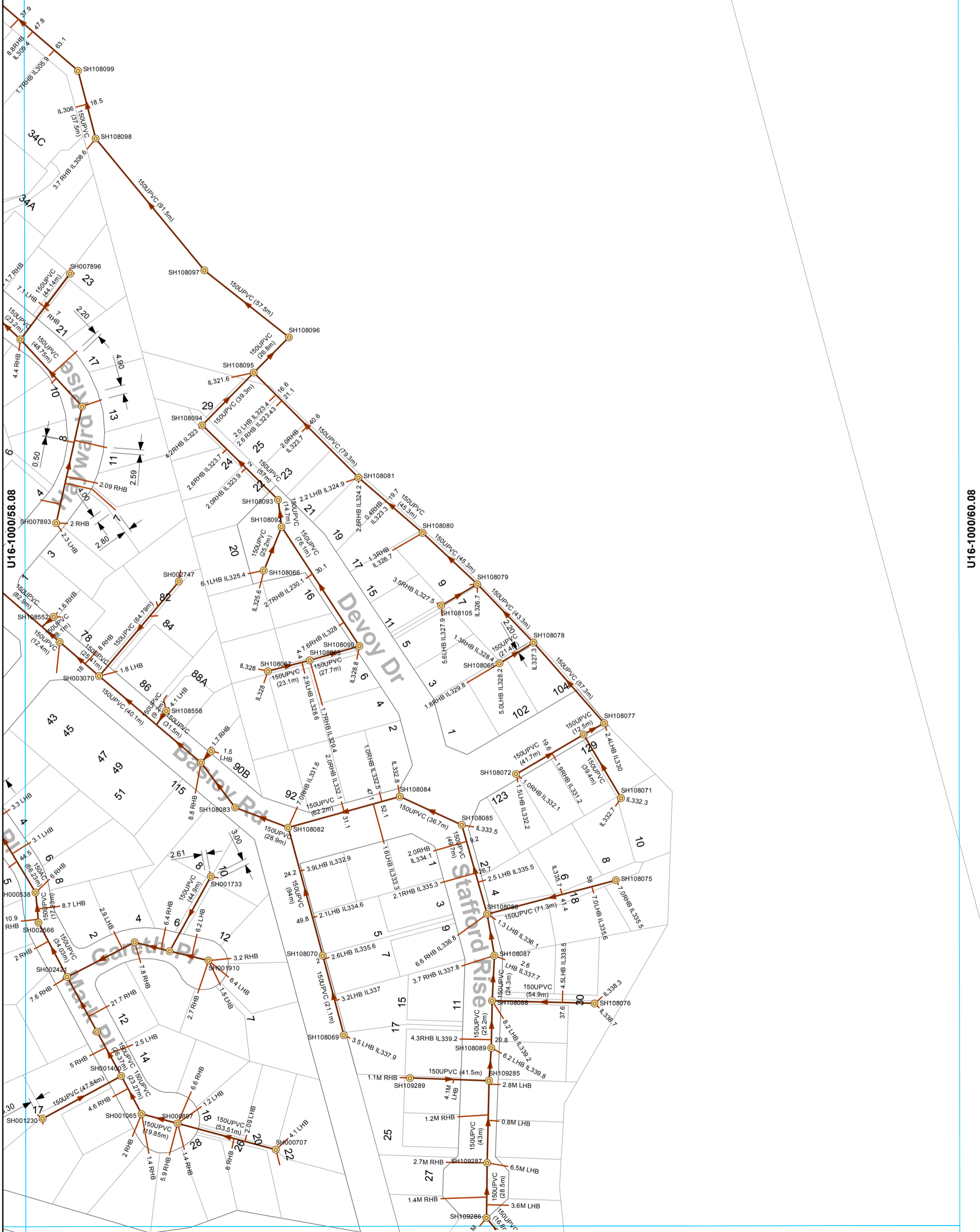
- Manhole
- Chamber - Inspection
- End of line - Capped end
- End of line - Cleaning eye
- Main line
- Service Line

WASTEWATER SERVICES
1:2000 @ A3 - (U16-1000/58.08)

This data is derived from sources outside the control of Rotorua District Council and is for information only

Rotorua District Council 2006. Facsimile 07 346 3143 Telephone 07 348 4199 email mail@rdc.govt.nz


U16-1000/59.07



- Manhole
- Main line
- Service Line

WASTEWATER SERVICES
1:2000 @ A3 - (U16-1000/59.08)

U16-1000/60.08
 Rotorua District Council 2006. Facsimile 07 348 3143 Telephone 07 348 4199 email mail@rdc.govt.nz
 All dimensions and levels should be verified by physical location on-site.
 This data is derived from sources outside the control of Rotorua District Council and is for information only



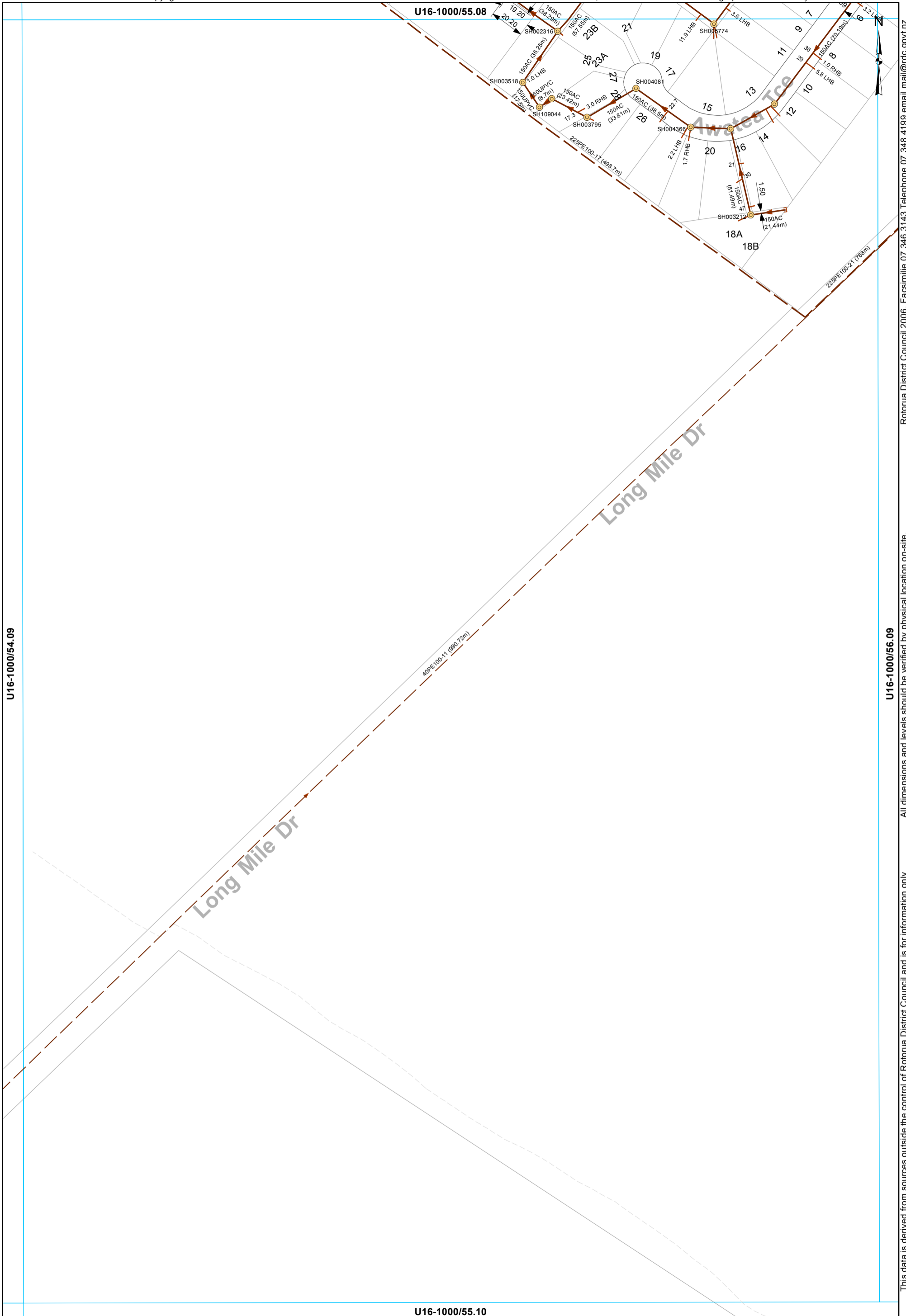
- Clean Out Point
- ✕ Isolating Valve
- Low Pressure Main
- Rising main
- LPGP Service Line

WASTEWATER SERVICES
1:2000 @ A3 - (U16-1000/54.09)

This data is derived from sources outside the control of Rotorua District Council and is for information only

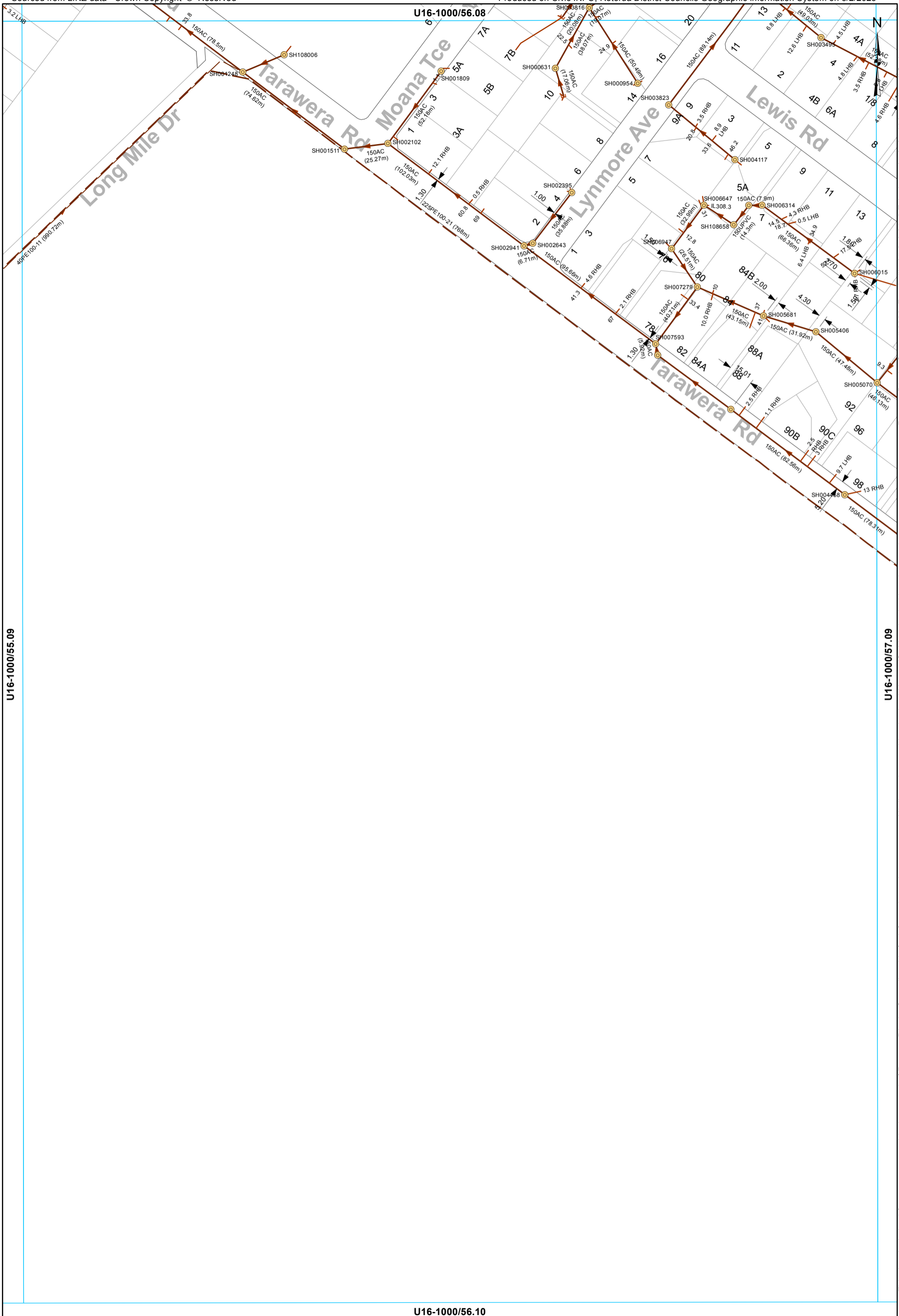
All dimensions and levels should be verified by physical location on-site.

Rotorua District Council 2006. Facsimile 07 346 3143 Telephone 07 348 4199 email mail@rdc.govt.nz



- Manhole
- End of line - Capped end
- Low Pressure Main
- Main line
- Rising main
- Service Line

WASTEWATER SERVICES
1:2000 @ A3 - (U16-1000/55.09)



U16-1000/55.09

U16-1000/57.09

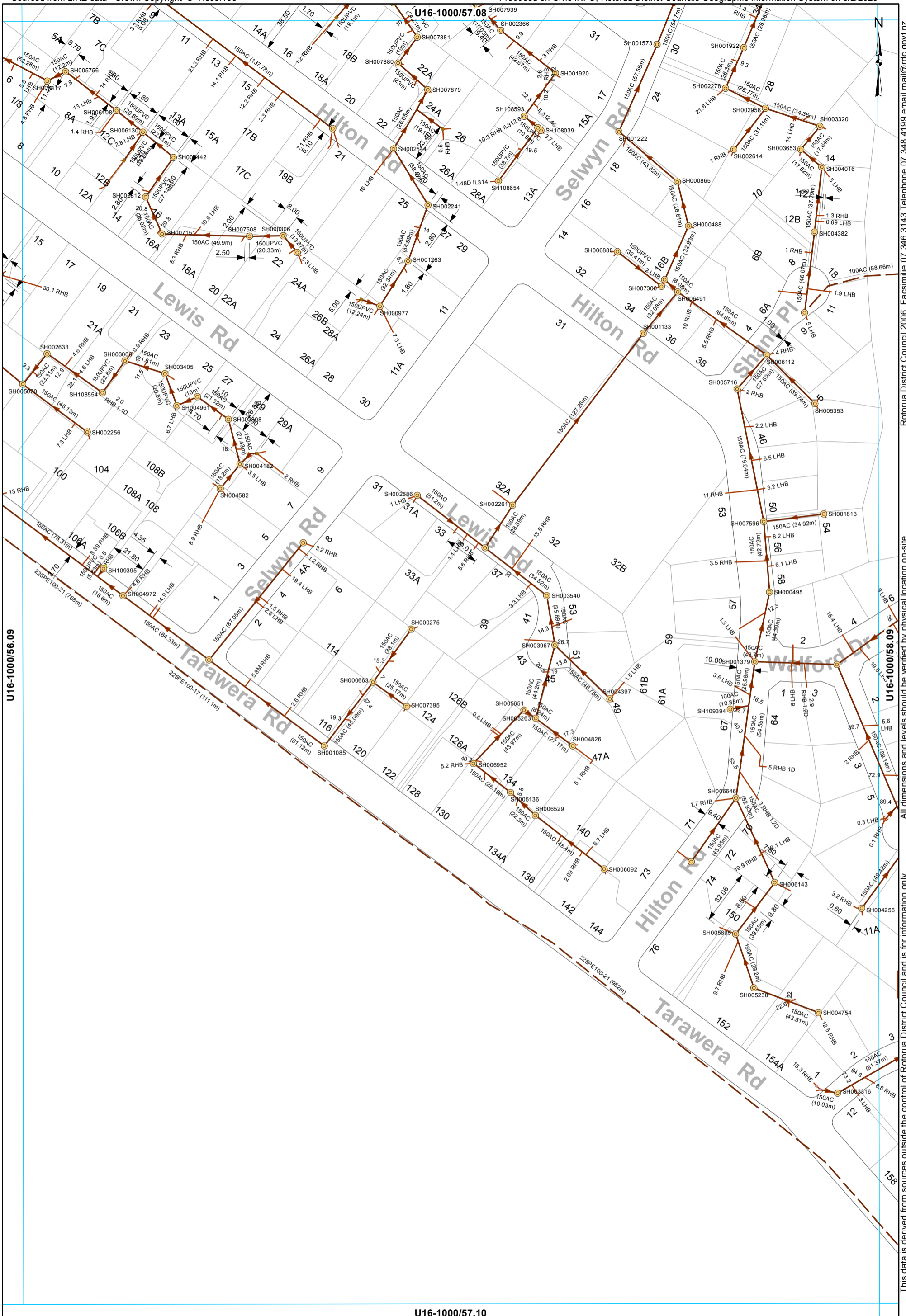
U16-1000/56.10

- Manhole
- End of line - Capped end
- Low Pressure Main
- Main line
- Rising main
- Service Line

WASTEWATER SERVICES
1:2000 @ A3 - (U16-1000/56.09)

This data is derived from sources outside the control of Rotorua District Council and is for information only

Rotorua District Council 2006. Facsimile 07 346 3143 Telephone 07 348 4199 email mail@rdc.govt.nz



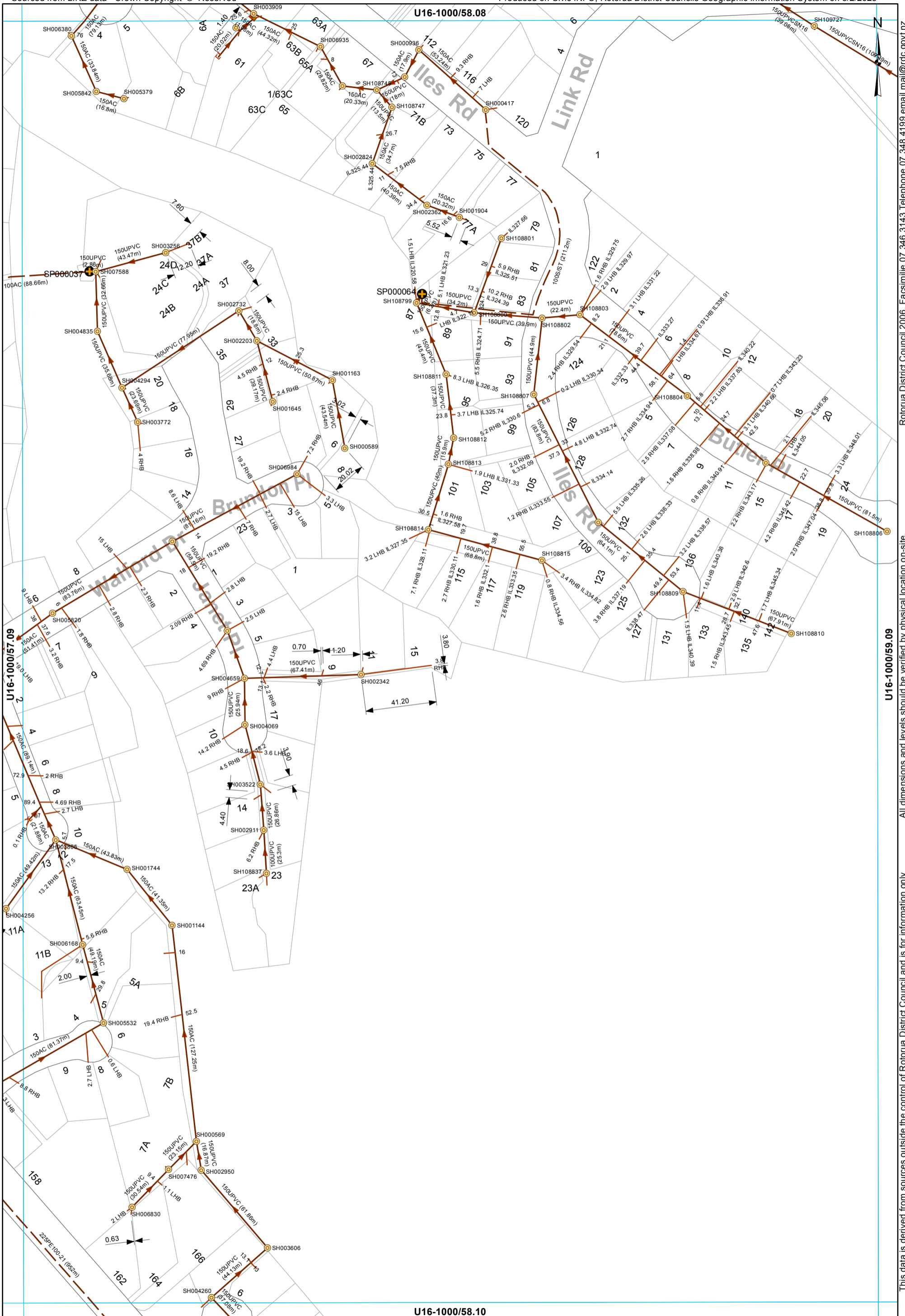
All dimensions and levels should be verified by physical location on-site. This data is derived from sources outside the control of Rotorua District Council and is for information only

Rotorua District Council 2006. Facsimile 07 346 3143 Telephone 07 348 4199 email mail@rdc.govt.nz

- Manhole
- Chamber - Inspection
- Inspection point
- ▭ Private Asset
- End of line - Capped end
- Main line
- Rising main
- Service Line
- LPGP Service Line

WASTEWATER SERVICES
1:2000 @ A3 - (U16-1000/57.09)

U16-1000/57.10



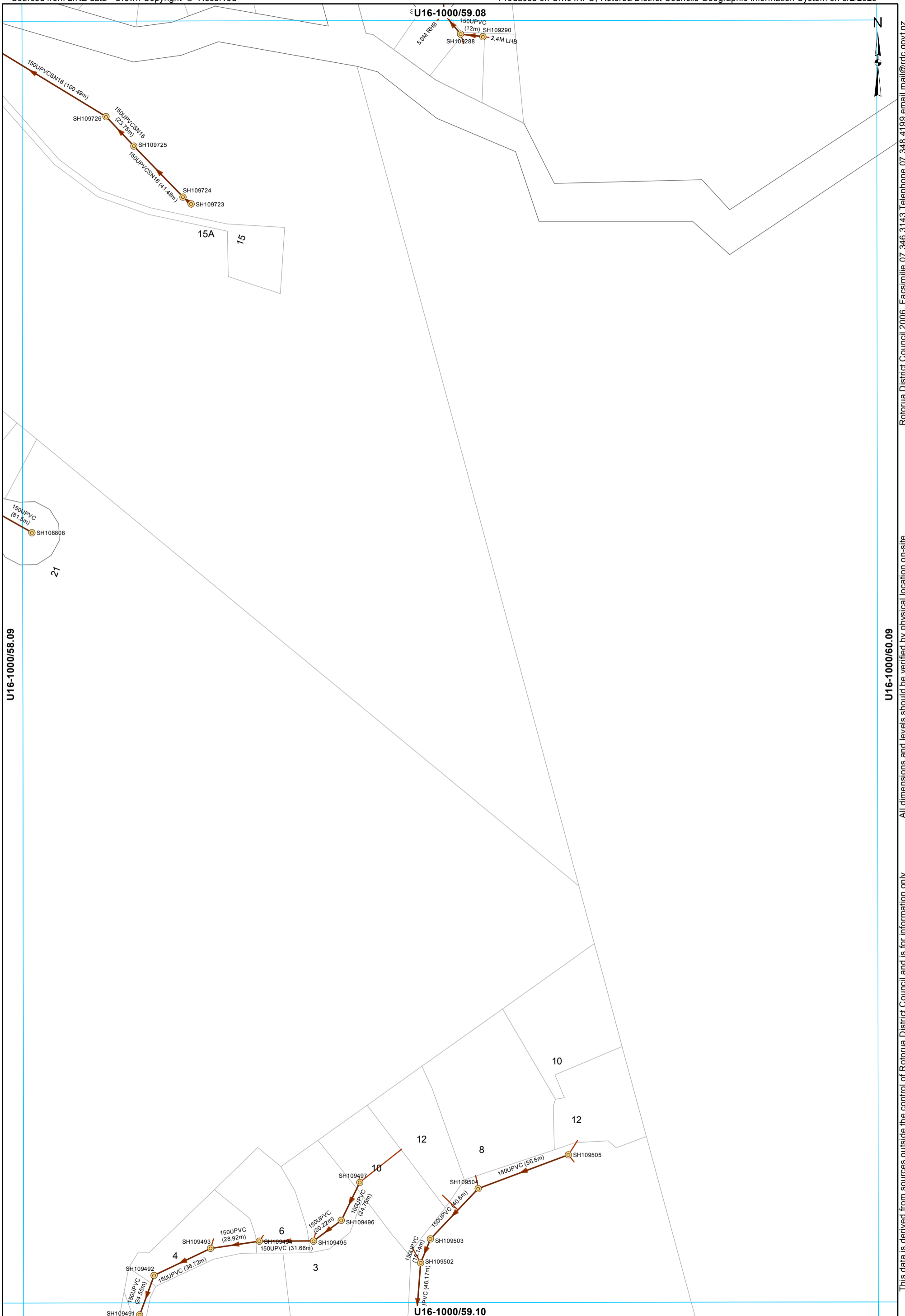
- Manhole
- Pump Station
- Chamber - Inspection
- End of line - Capped end
- Main line
- Rising main
- Service Line


WASTEWATER SERVICES
1:2000 @ A3 - (U16-1000/58.09)

This data is derived from sources outside the control of Rotorua District Council and is for information only

U16-1000/59.09

Rotorua District Council 2006. Facsimile 07 346 3143 Telephone 07 348 4199 email mail@rdc.govt.nz



 Manhole
  Main line
  Service Line

WASTEWATER SERVICES
1:2000 @ A3 - (U16-1000/59.09)

This data is derived from sources outside the control of Rotorua District Council and is for information only

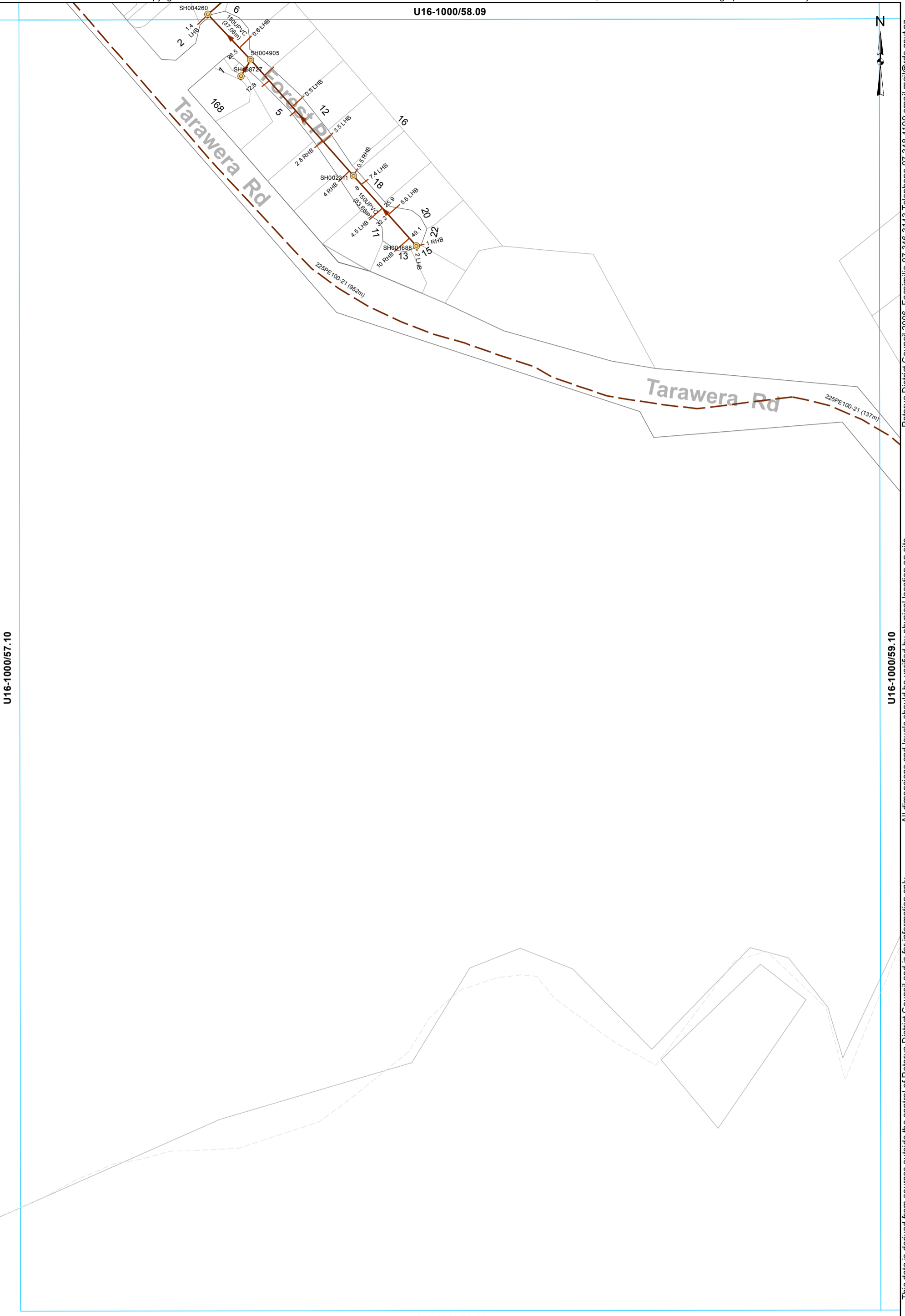
Rotorua District Council 2006. Facsimile 07 346 3143 Telephone 07 348 4199 email mail@rdc.govt.nz

U16-1000/58.09



U16-1000/57.10

U16-1000/59.10



U16-1000/58.11

- Manhole
- Main line
- - Rising main
- Service Line

WASTEWATER SERVICES
1:2000 @ A3 - (U16-1000/58.10)

Rotorua District Council 2006. Facsimile 07 348 3143 Telephone 07 348 4199 email mail@rdc.govt.nz

All dimensions and levels should be verified by physical location on-site.

This data is derived from sources outside the control of Rotorua District Council and is for information only