

Waste Water Asbuilt Sheet Index

HAMURANA

Date: 5/2/2023

U15-1000/47.29



U15-1000/46.30

U15-1000/48.30

All dimensions and levels should be verified by physical location on-site. Rotorua District Council 2006. Facsimile 07 346 3143 Telephone 07 348 4199 email mail@rdc.govt.nz



- Manhole
- Grinder Pump Chamber
- LP Grinder Pump
- ⊠ Boundary Assembly
- ⊠ Clean Out Point
- Low Pressure Main
- LPGP Service Line

U15-1000/47.31

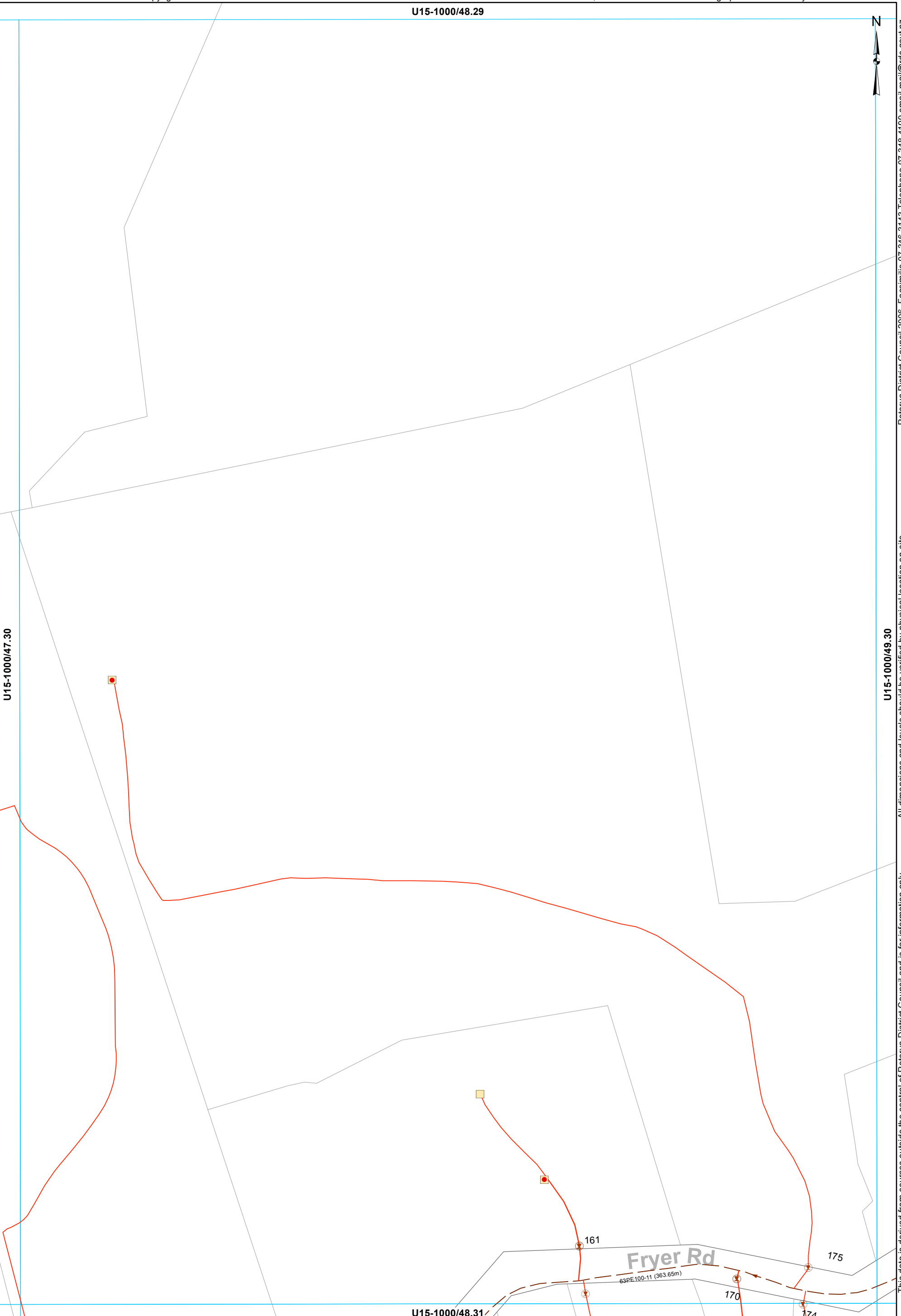
WASTEWATER SERVICES
1:2000 @ A3 - (U15-1000/47.30)

U15-1000/48.29



U15-1000/47.30

U15-1000/49.30



All dimensions and levels should be verified by physical location on-site. Rotorua District Council 2006. Facsimile 07 346 3143 Telephone 07 348 4199 email mail@rdc.govt.nz

- Grinder Pump Chamber
- Boundary Assembly
- Low Pressure Main
- LP Grinder Pump
- LPGP Service Line

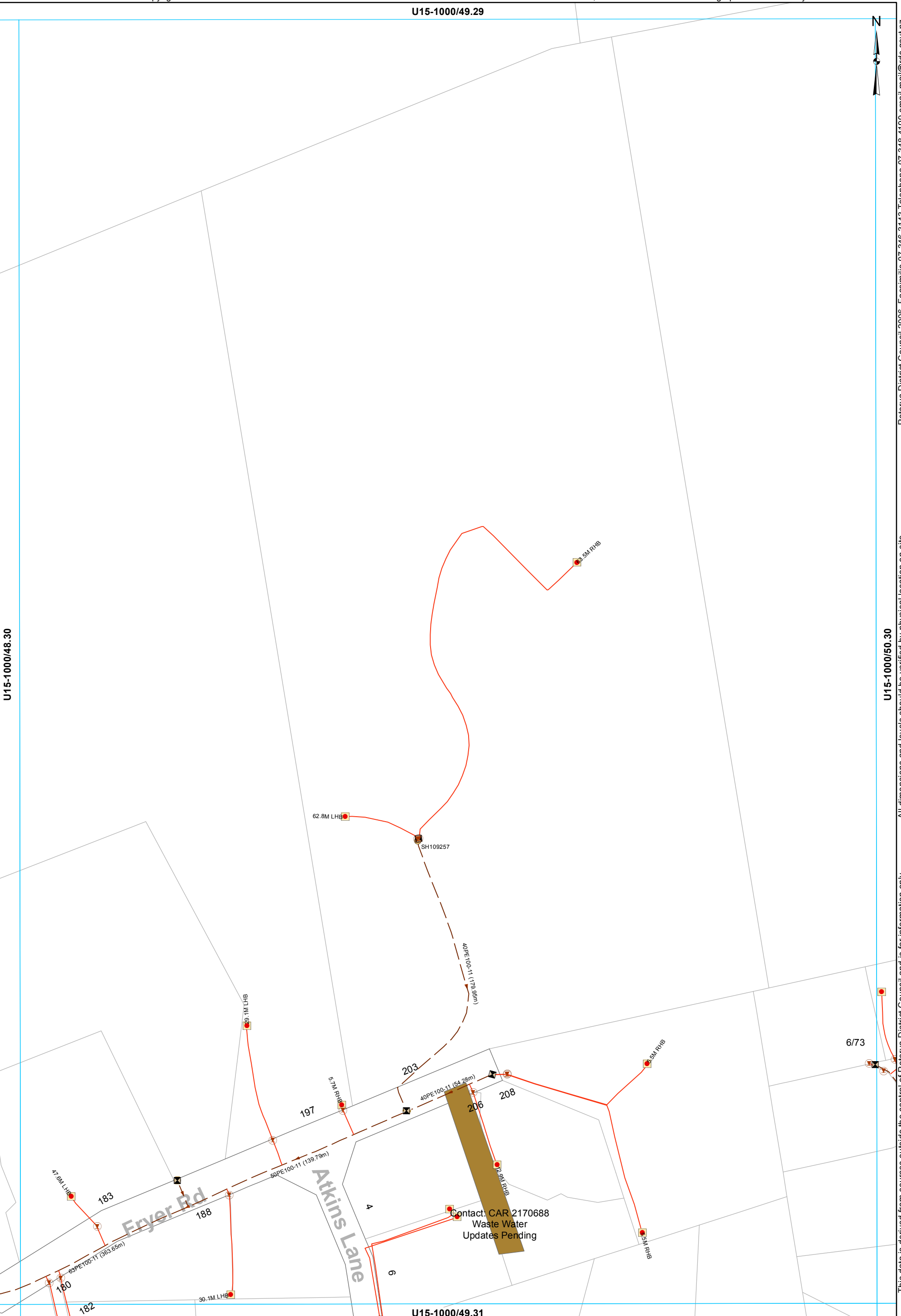
WASTEWATER SERVICES
1:2000 @ A3 - (U15-1000/48.30)

U15-1000/49.29



U15-1000/48.30

U15-1000/50.30



All dimensions and levels should be verified by physical location on-site. Rotorua District Council 2006. Facsimile 07 346 3143 Telephone 07 348 4199 email mail@rdc.govt.nz

- Manhole
- Grinder Pump Chamber
- LP Grinder Pump
- ▴ Boundary Assembly
- ⊠ Clean Out Point
- ⚡ Isolating Valve
- Low Pressure Main
- LPGP Service Line

WASTEWATER SERVICES
1:2000 @ A3 - (U15-1000/49.30)

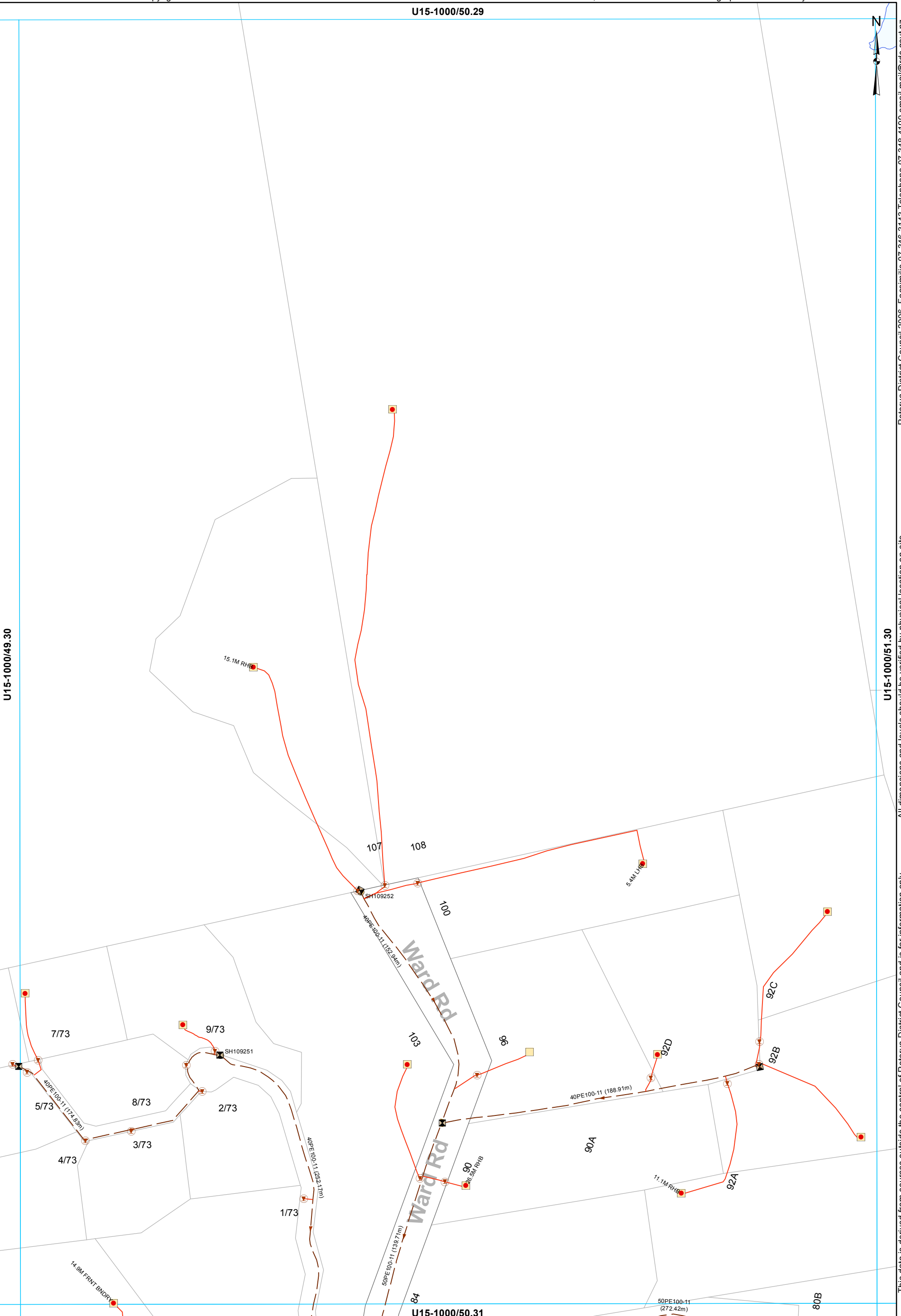
U15-1000/49.31









U15-1000/50.29



U15-1000/49.30

U15-1000/51.30



-  Manhole
-  Grinder Pump Chamber
-  LP Grinder Pump
-  Boundary Assembly
-  Clean Out Point
-  Isolating Valve
-  Low Pressure Main
-  LPGP Service Line

WASTEWATER SERVICES
1:2000 @ A3 - (U15-1000/50.30)

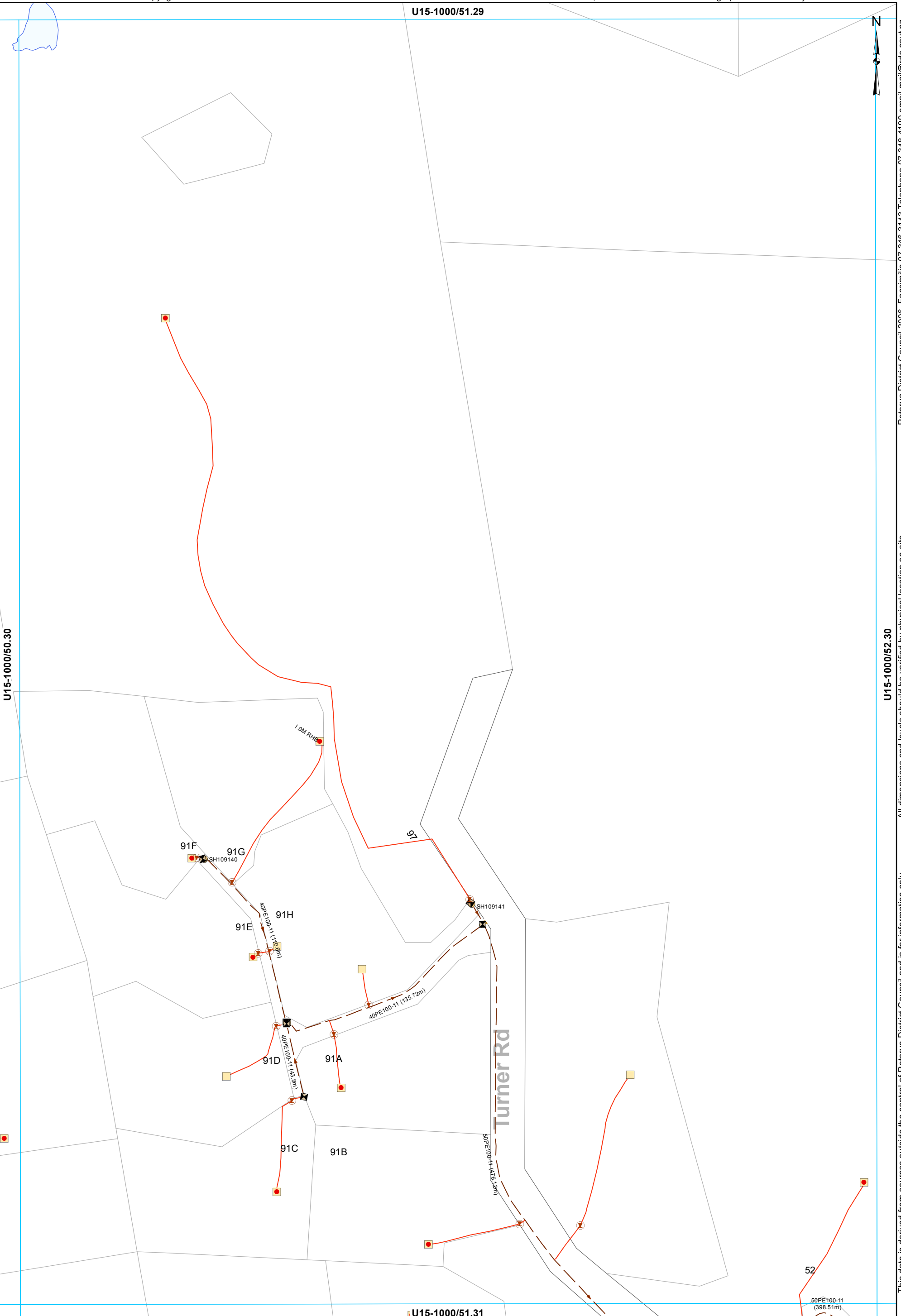
All dimensions and levels should be verified by physical location on-site. This data is derived from sources outside the control of Rotorua District Council and is for information only. Rotorua District Council 2006. Facsimile 07 346 3143 Telephone 07 348 4199 email mail@rdc.govt.nz

U15-1000/51.29



U15-1000/50.30

U15-1000/52.30



- Manhole
- Grinder Pump Chamber
- LP Grinder Pump
- ┘ End of line - Capped end
- ⊠ Boundary Assembly
- ⊠ Clean Out Point
- ⊠ Isolating Valve
- Low Pressure Main
- LPGP Service Line

U15-1000/51.31

WASTEWATER SERVICES
1:2000 @ A3 - (U15-1000/51.30)

All dimensions and levels should be verified by physical location on-site. Rotorua District Council 2006. Facsimile 07 346 3143 Telephone 07 348 4199 email mail@rdc.govt.nz

U15-1000/52.29



U15-1000/51.30

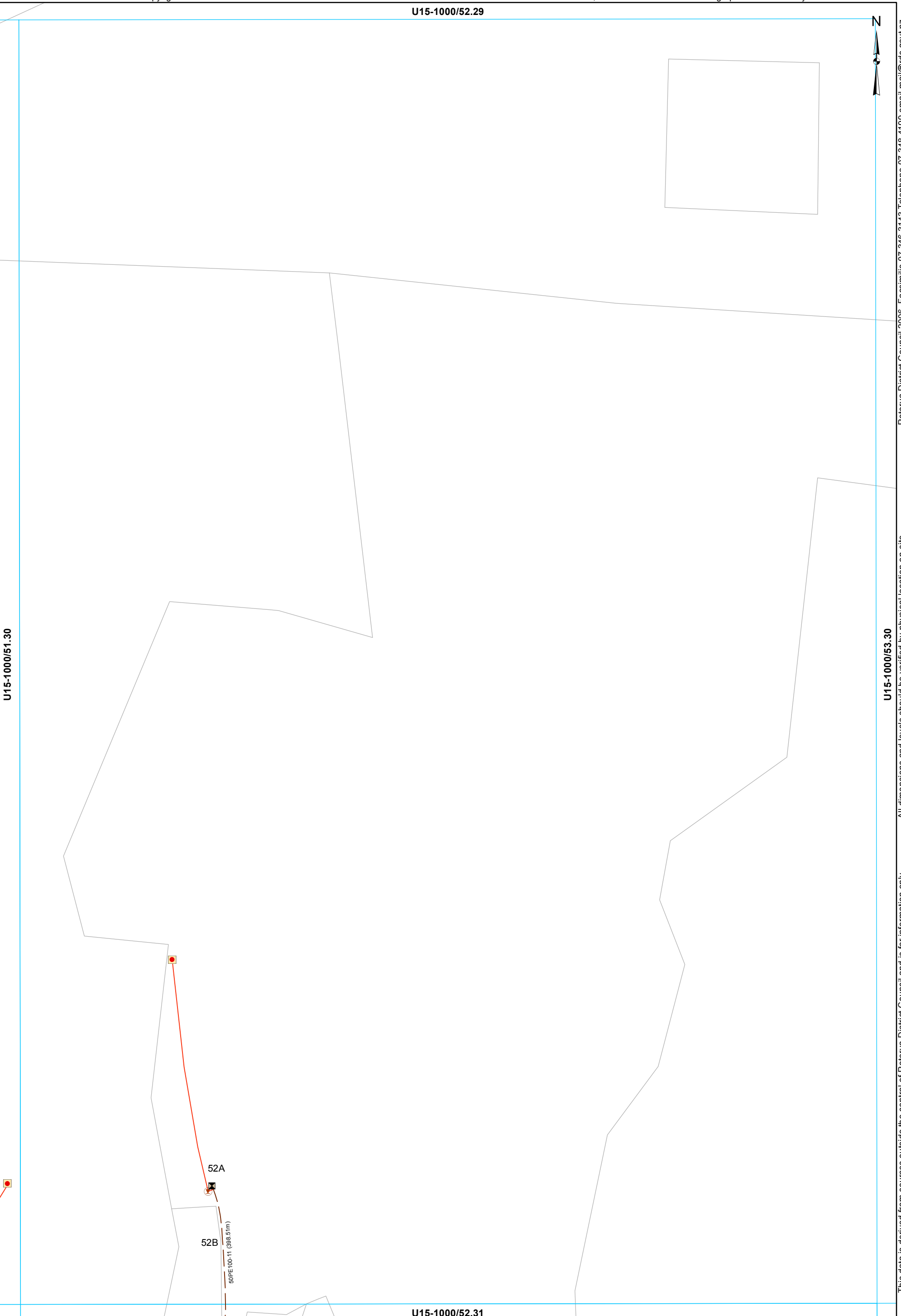
U15-1000/53.30

U15-1000/52.31

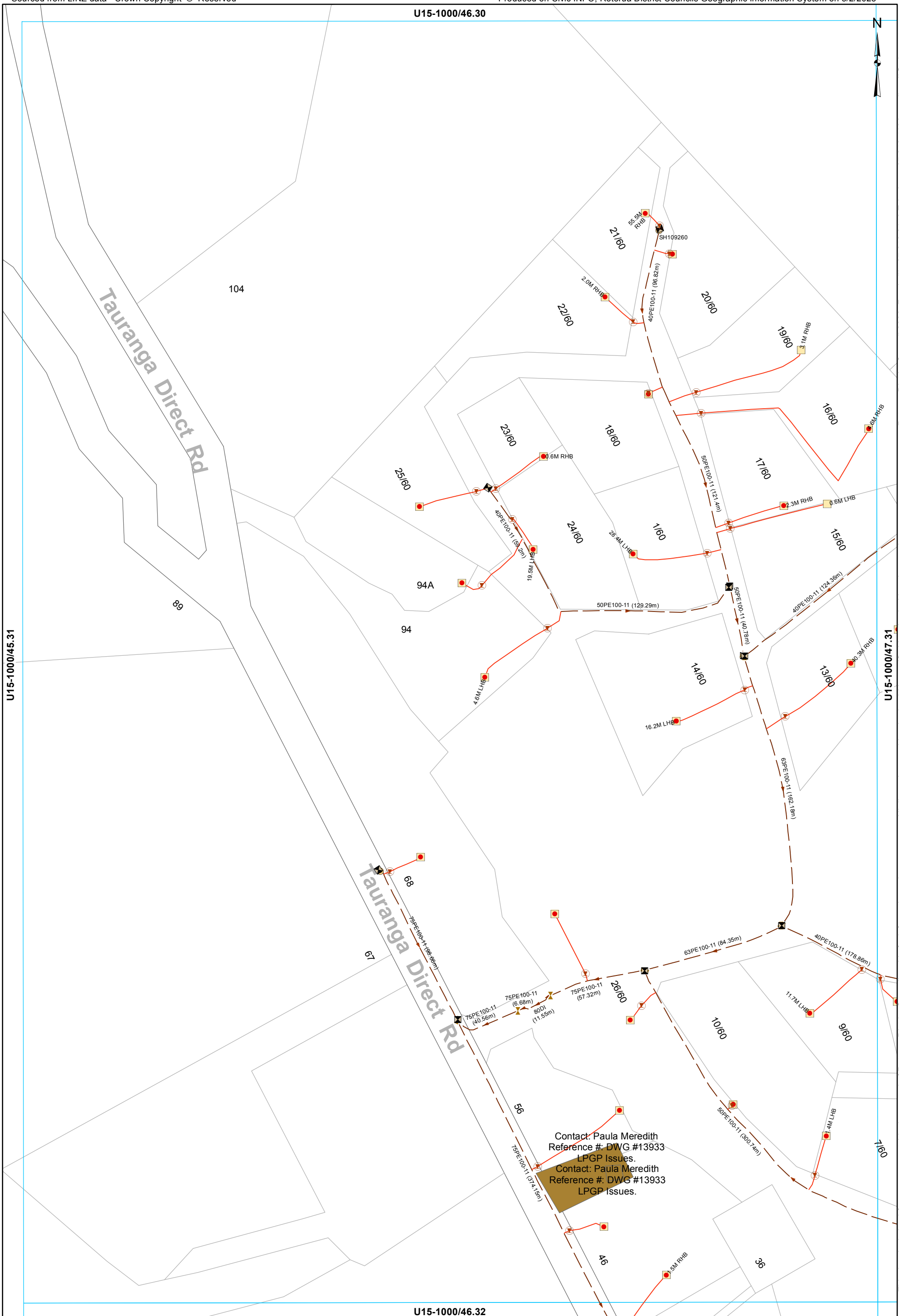
- Grinder Pump Chamber
- LP Grinder Pump
- Boundary Assembly
- Clean Out Point
- Low Pressure Main
- LPGP Service Line

WASTEWATER SERVICES
1:2000 @ A3 - (U15-1000/52.30)

This data is derived from sources outside the control of Rotorua District Council and is for information only. All dimensions and levels should be verified by physical location on-site. Rotorua District Council 2006. Facsimile 07 346 3143 Telephone 07 348 4199 email mail@rdc.govt.nz



U15-1000/46.30



U15-1000/45.31

U15-1000/47.31

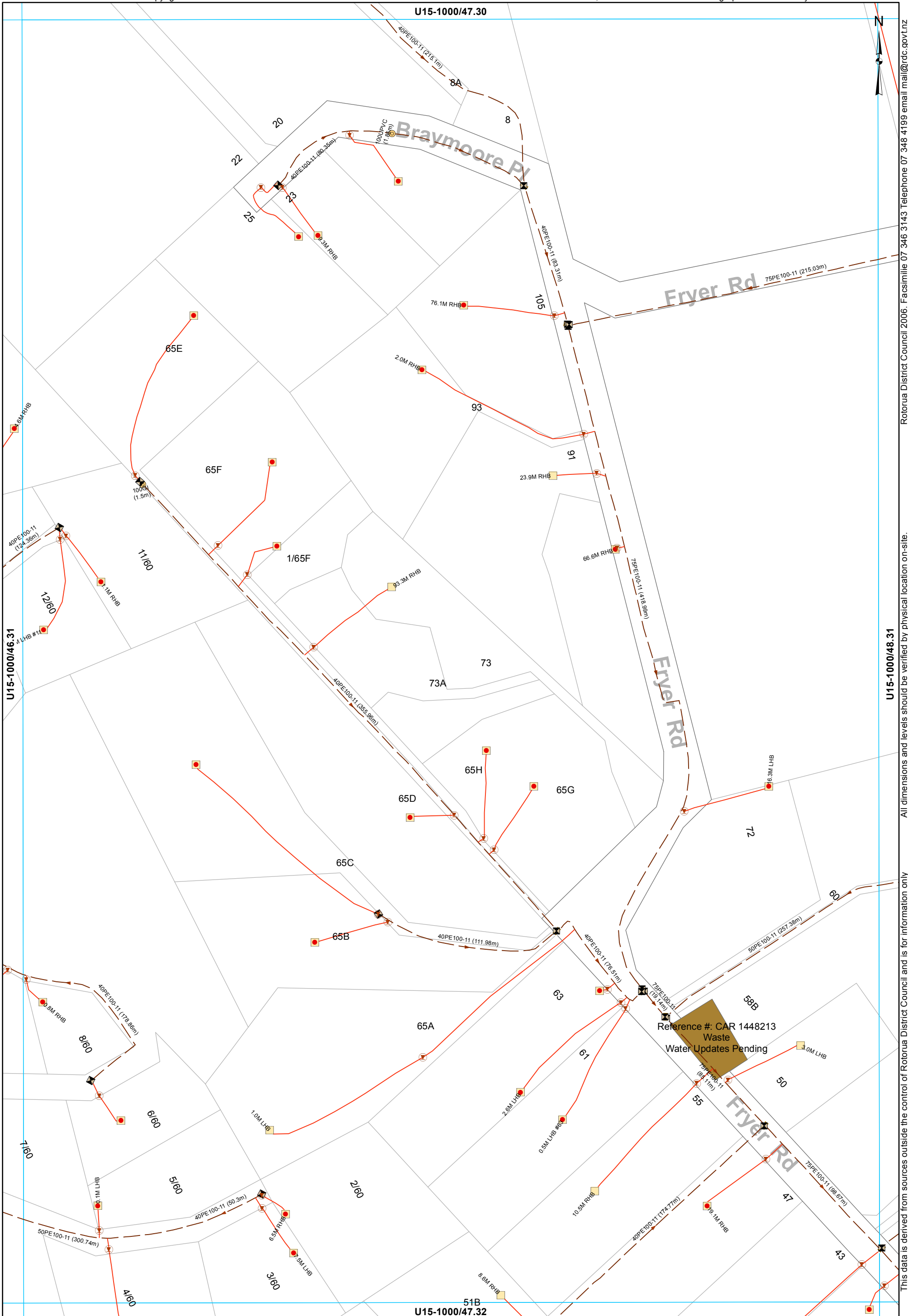
U15-1000/46.32

- Manhole
- Grinder Pump Chamber
- LP Grinder Pump
- ▣ Boundary Assembly
- Clean Out Point
- ▣ Isolating Valve
- Low Pressure Main
- LPGP Service Line

Contact: Paula Meredith
 Reference #: DWG #13933
 LPGP Issues.
 Contact: Paula Meredith
 Reference #: DWG #13933
 LPGP Issues.

WASTEWATER SERVICES
1:2000 @ A3 - (U15-1000/46.31)

This data is derived from sources outside the control of Rotorua District Council and is for information only. All dimensions and levels should be verified by physical location on-site. Rotorua District Council 2006. Facsimile 07 346 3143 Telephone 07 348 4199 email mail@rdc.govt.nz



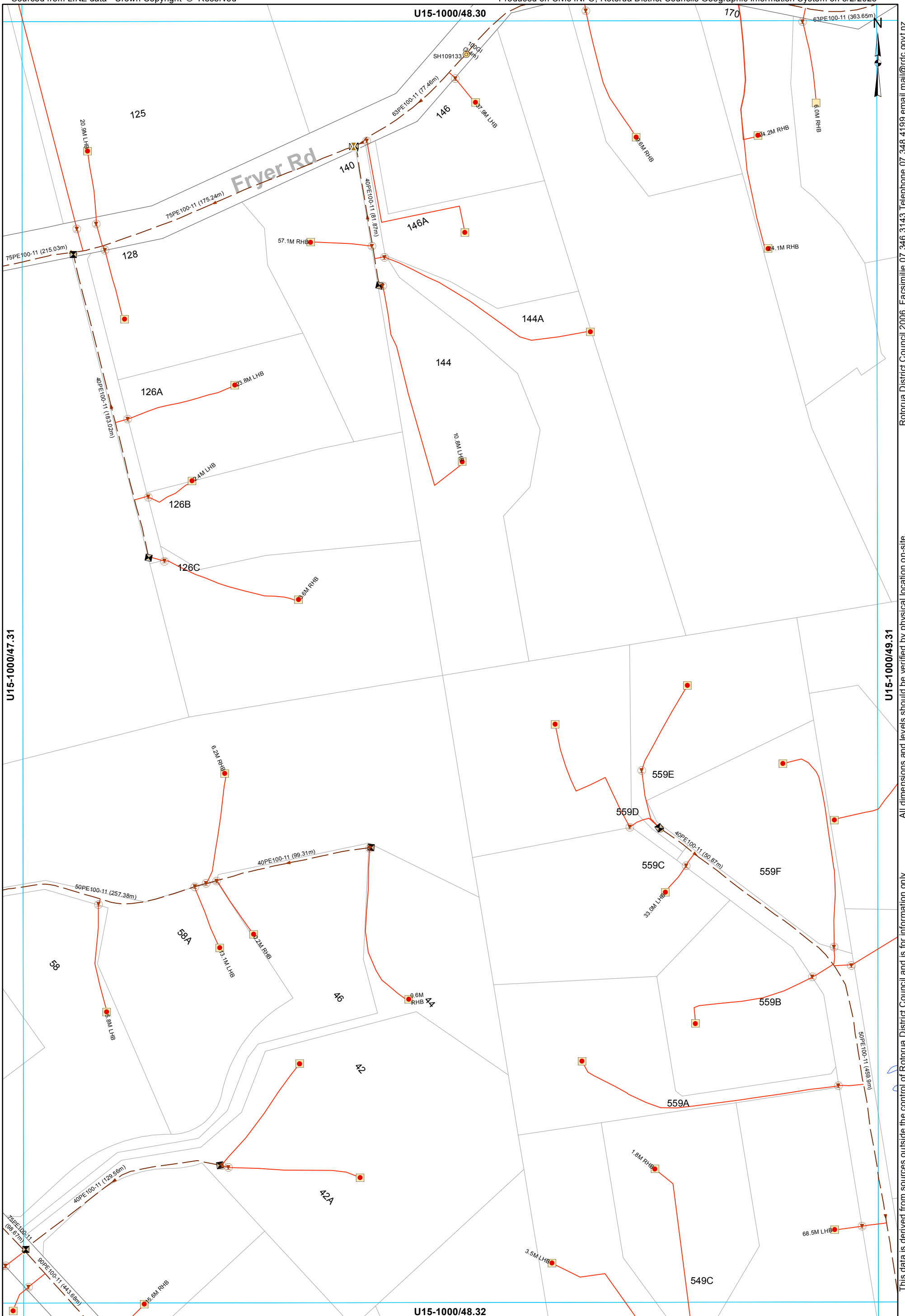
- | | | | | | |
|--|--------------------------|--|-------------------|--|-------------------|
| | Manhole | | Boundary Assembly | | Low Pressure Main |
| | Grinder Pump Chamber | | Clean Out Point | | LPGP Service Line |
| | LP Grinder Pump | | Isolating Valve | | |
| | End of line - Capped end | | | | |

WASTEWATER SERVICES
1:2000 @ A3 - (U15-1000/47.31)

This data is derived from sources outside the control of Rotorua District Council and is for information only.

All dimensions and levels should be verified by physical location on-site.

Rotorua District Council 2006. Facsimile 07 346 3143 Telephone 07 348 4199 email mail@rdc.govt.nz

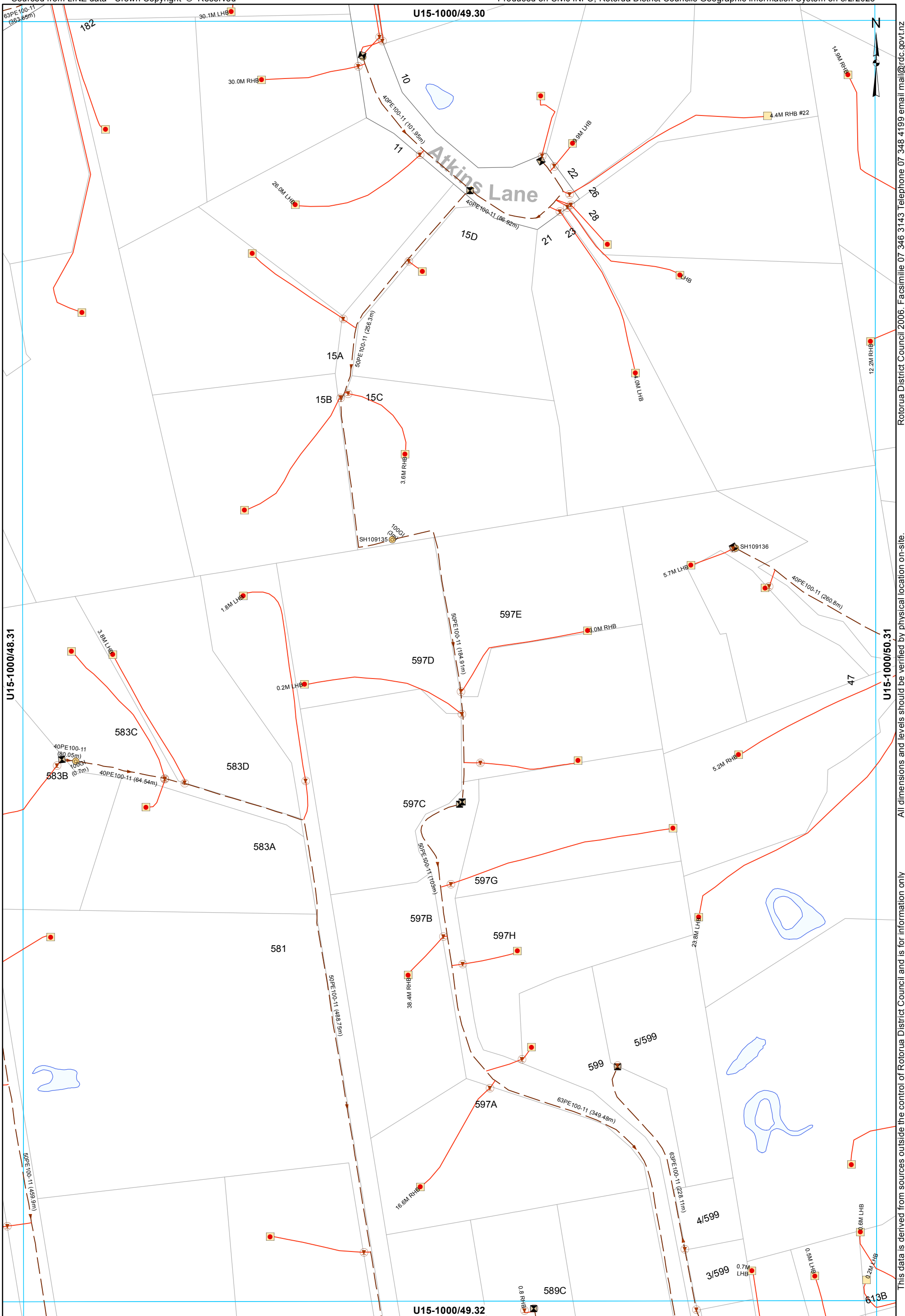


- Manhole
- Grinder Pump Chamber
- LP Grinder Pump
- ◻ Boundary Assembly
- ⊠ Clean Out Point
- ⚡ Isolating Valve
- Low Pressure Main
- LPGP Service Line

WASTEWATER SERVICES
1:2000 @ A3 - (U15-1000/48.31)

This data is derived from sources outside the control of Rotorua District Council and is for information only

Rotorua District Council 2006. Facsimile 07 346 3143 Telephone 07 348 4199 email mail@rdc.govt.nz



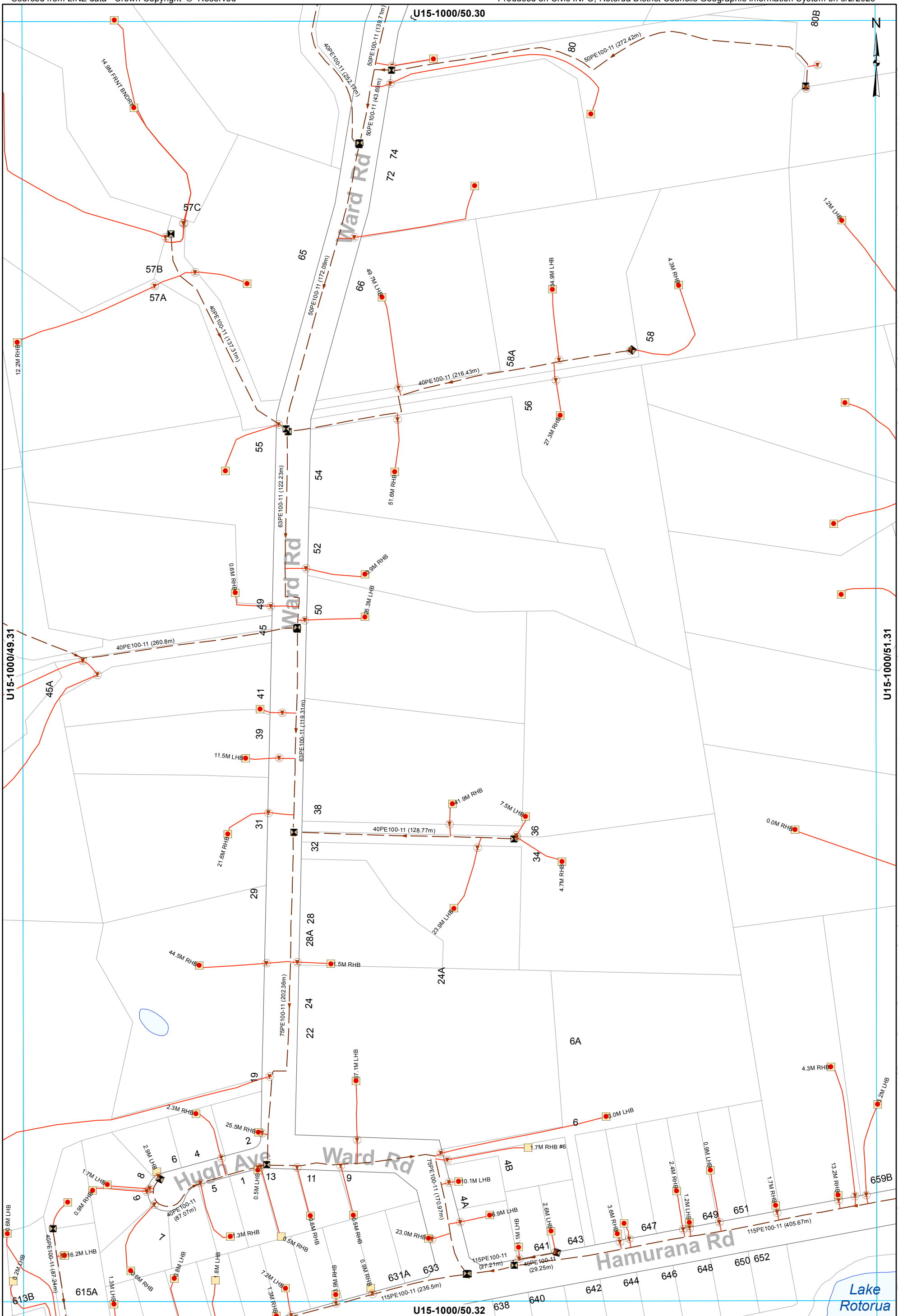
- Manhole
- Grinder Pump Chamber
- LP Grinder Pump
- Boundary Assembly
- Clean Out Point
- Isolating Valve
- Low Pressure Main
- LPGP Service Line

WASTEWATER SERVICES
1:2000 @ A3 - (U15-1000/49.31)

This data is derived from sources outside the control of Rotorua District Council and is for information only

All dimensions and levels should be verified by physical location on-site.

Rotorua District Council 2006. Facsimile 07 346 3143 Telephone 07 348 4199 email mail@rdc.govt.nz



- Grinder Pump Chamber
- LP Grinder Pump
- Boundary Assembly
- Clean Out Point
- Isolating Valve
- Low Pressure Main
- LPGP Service Line

WASTEWATER SERVICES
1:2000 @ A3 - (U15-1000/50.31)

This data is derived from sources outside the control of Rotorua District Council and is for information only

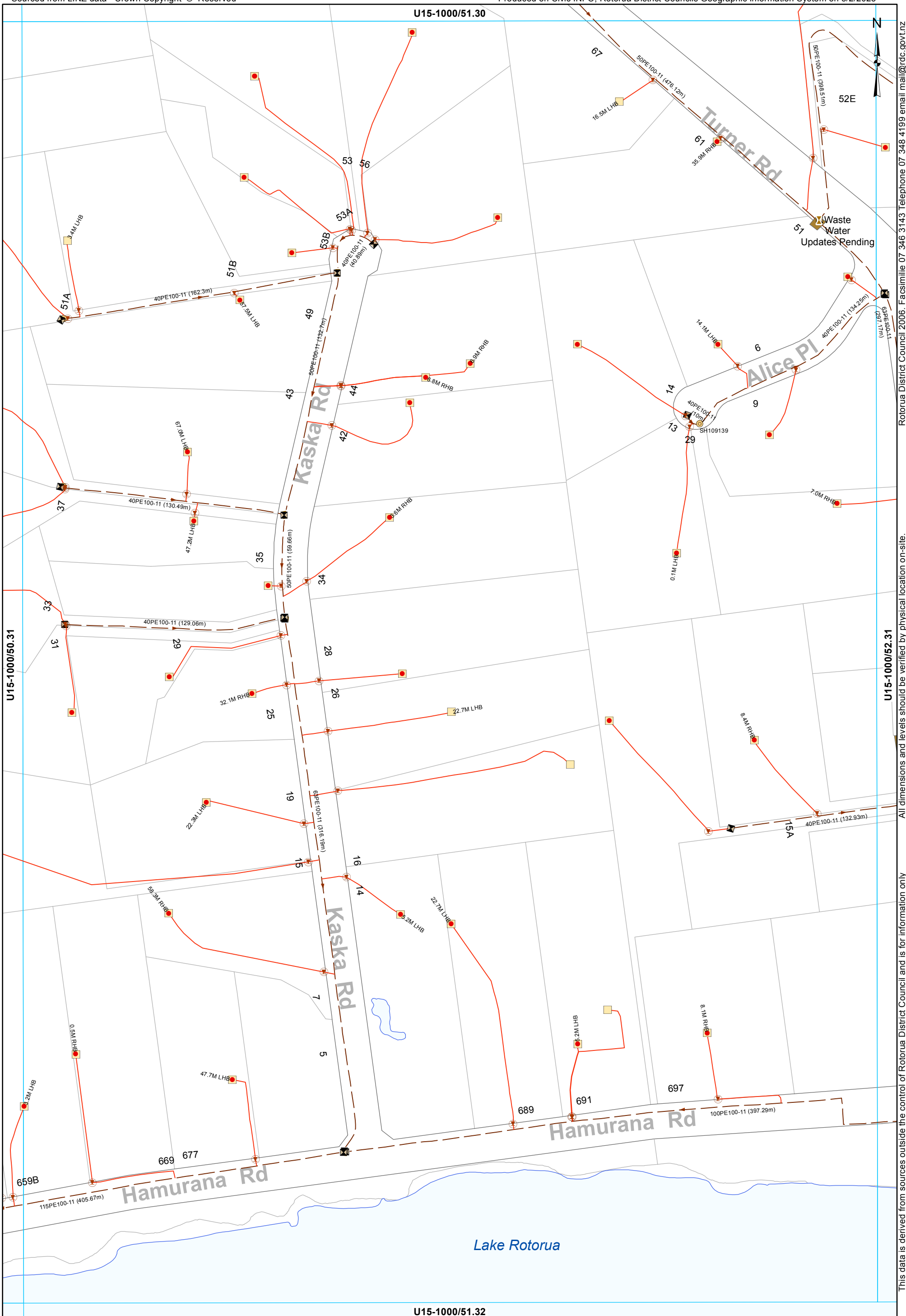
Rotorua District Council 2006. Facsimile 07 346 3143 Telephone 07 348 4199 email mail@rdc.govt.nz

U15-1000/51.31

U15-1000/49.31

U15-1000/50.32

U15-1000/50.30



- Manhole
- Grinder Pump Chamber
- LP Grinder Pump
- Boundary Assembly
- Clean Out Point
- Isolating Valve
- Low Pressure Main
- LPGP Service Line

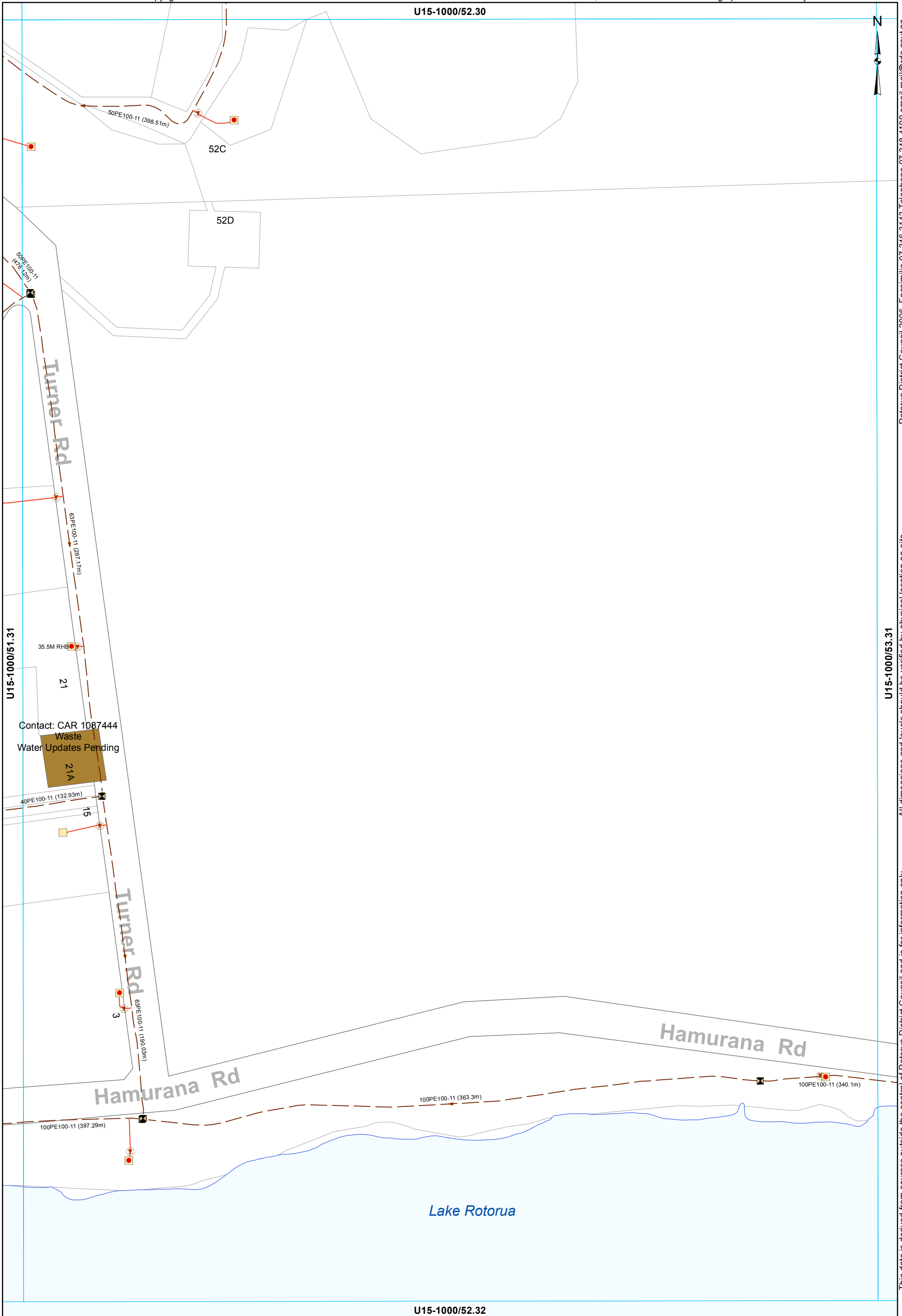
WASTEWATER SERVICES
1:2000 @ A3 - (U15-1000/51.31)

This data is derived from sources outside the control of Rotorua District Council and is for information only

All dimensions and levels should be verified by physical location on-site.

Rotorua District Council 2006. Facsimile 07 346 3143 Telephone 07 348 4199 email mail@rdc.govt.nz

U15-1000/52.30



Rotorua District Council 2006. Facsimile 07 346 3143 Telephone 07 348 4199 email mail@rdc.govt.nz

All dimensions and levels should be verified by physical location on-site.

This data is derived from sources outside the control of Rotorua District Council and is for information only

- Grinder Pump Chamber
- LP Grinder Pump
- Boundary Assembly
- Clean Out Point
- Isolating Valve
- Low Pressure Main
- LPGP Service Line

WASTEWATER SERVICES
1:2000 @ A3 - (U15-1000/52.31)

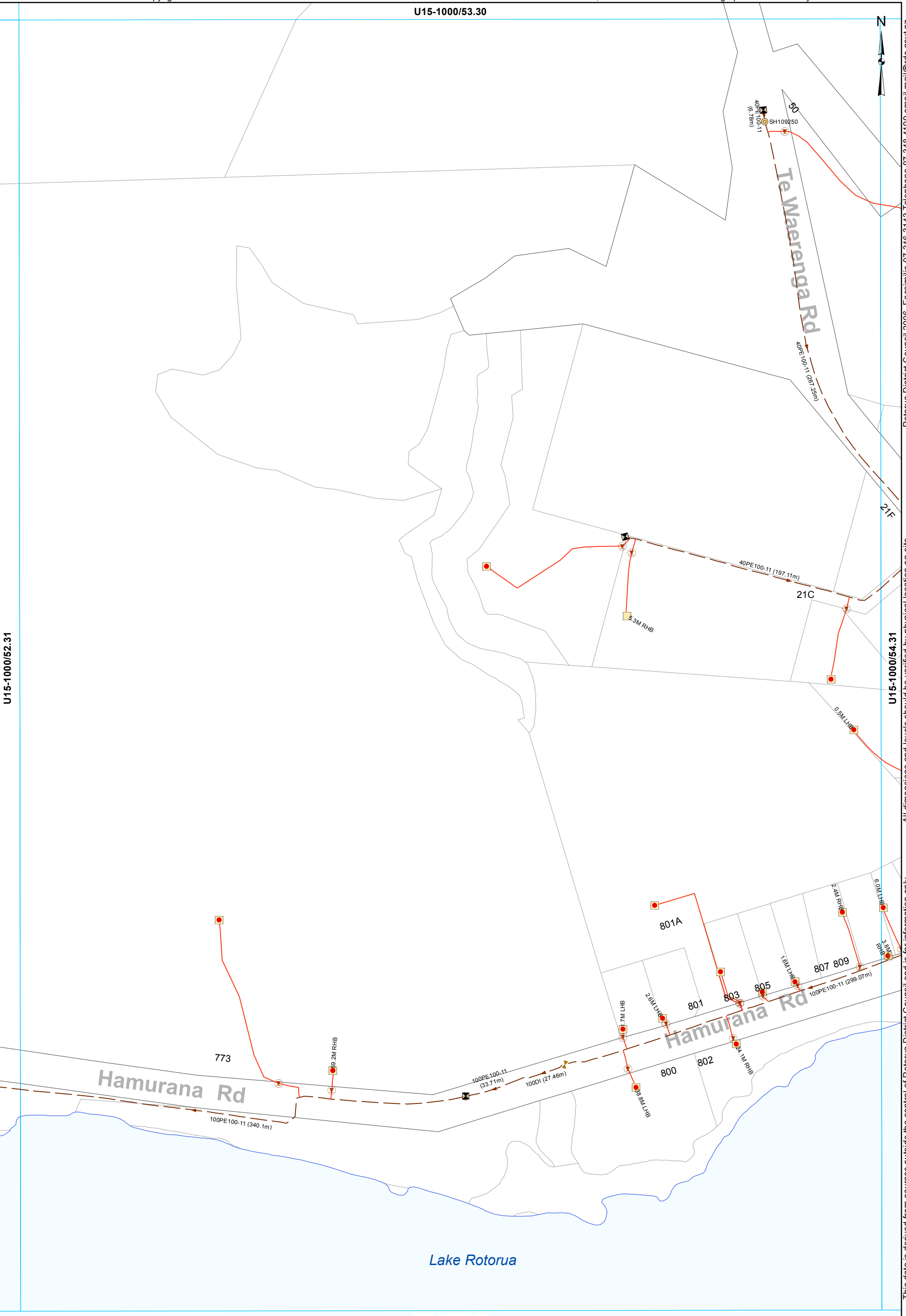
U15-1000/53.30



Rotorua District Council 2006. Facsimile 07 346 3143 Telephone 07 348 4199 email mail@rdc.govt.nz

U15-1000/52.31

U15-1000/54.31



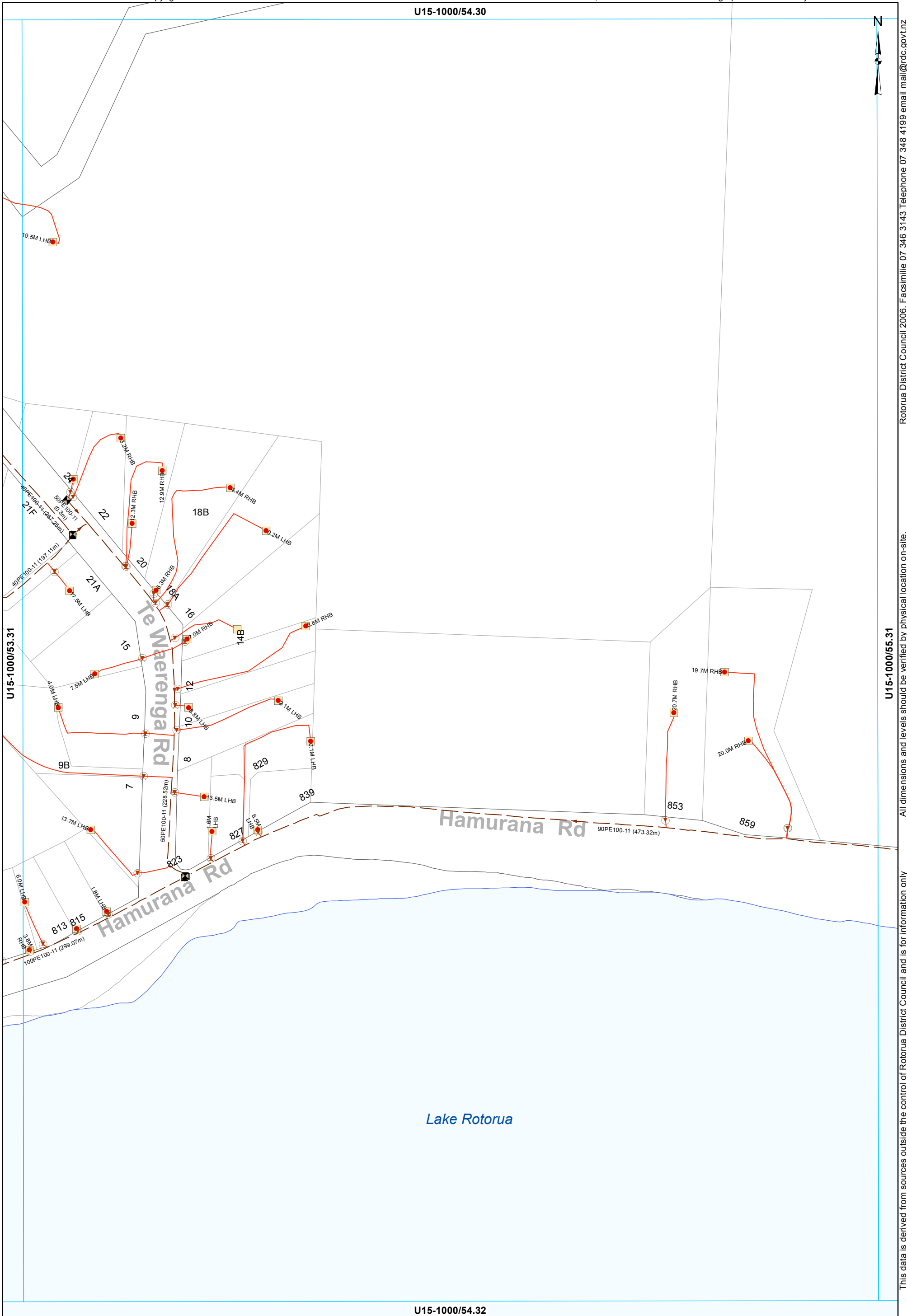
U15-1000/53.32

- Manhole
- Grinder Pump Chamber
- LP Grinder Pump
- Boundary Assembly
- Clean Out Point
- Isolating Valve
- Low Pressure Main
- LPGA Service Line

WASTEWATER SERVICES
1:2000 @ A3 - (U15-1000/53.31)

This data is derived from sources outside the control of Rotorua District Council and is for information only

U15-1000/54.30



All dimensions and levels should be verified by physical location on-site. Rotorua District Council 2006. Facsimile 07 346 3143 Telephone 07 348 4199 email mail@rdc.govt.nz

- Grinder Pump Chamber
- LP Grinder Pump
- Boundary Assembly
- Clean Out Point
- Isolating Valve
- Low Pressure Main
- LPGA Service Line

WASTEWATER SERVICES
1:2000 @ A3 - (U15-1000/54.31)

U15-1000/55.30



Rotorua District Council 2006. Facsimile 07 346 3143 Telephone 07 348 4199 email mail@rdc.govt.nz

U15-1000/54.31

U15-1000/56.31



All dimensions and levels should be verified by physical location on-site.

This data is derived from sources outside the control of Rotorua District Council and is for information only

- Manhole
- Grinder Pump Chamber
- LP Grinder Pump
- ⊕ Boundary Assembly
- ⊠ Clean Out Point
- ⚡ Isolating Valve
- Low Pressure Main
- LPGP Service Line

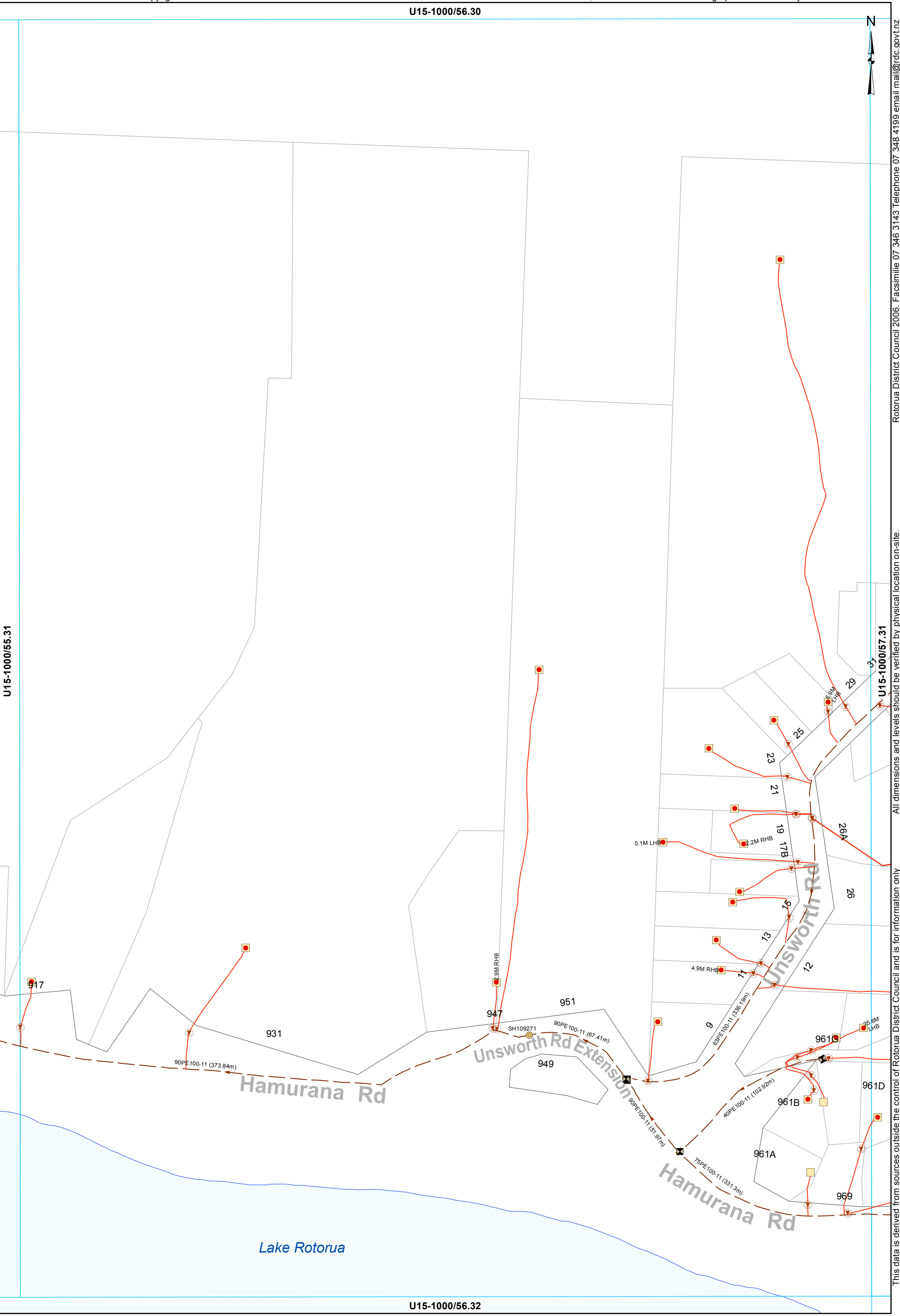
WASTEWATER SERVICES
1:2000 @ A3 - (U15-1000/55.31)

U15-1000/56.30



U15-1000/55.31

U15-1000/57.31



This data is derived from sources outside the control of Rotorua District Council and is for information only. All dimensions and levels should be verified by physical location on-site.

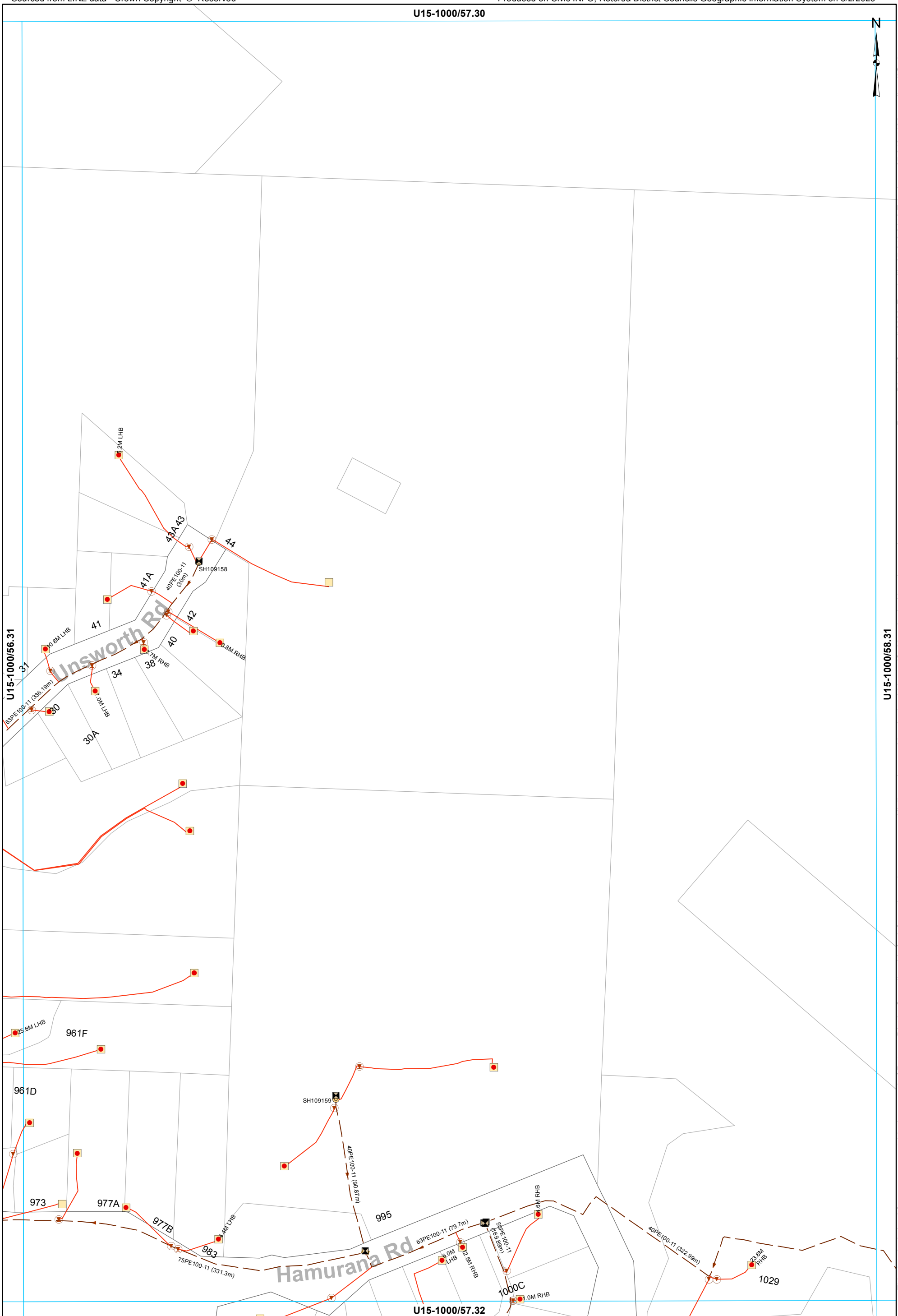
Rotorua District Council 2006. Facsimile 07 346 3143 Telephone 07 348 4199 email mail@rdc.govt.nz

- Manhole
- Grinder Pump Chamber
- LP Grinder Pump
- Boundary Assembly
- Clean Out Point
- Isolating Valve
- Low Pressure Main
- LPGP Service Line

WASTEWATER SERVICES
1:2000 @ A3 - (U15-1000/56.31)

U15-1000/56.32

U15-1000/57.30



- Manhole
- Grinder Pump Chamber
- LP Grinder Pump
- Boundary Assembly
- Clean Out Point
- Isolating Valve
- Low Pressure Main
- LPGP Service Line

WASTEWATER SERVICES
1:2000 @ A3 - (U15-1000/57.31)

This data is derived from sources outside the control of Rotorua District Council and is for information only. Rotorua District Council 2006. Facsimile 07 346 3143 Telephone 07 348 4199 email mail@rdc.govt.nz

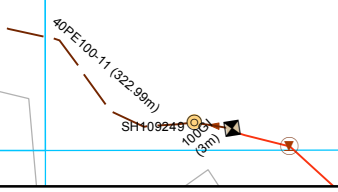
U15-1000/58.30



U15-1000/57.31

U15-1000/59.31

U15-1000/58.32



- Manhole
- Low Pressure Main
- LPGP Service Line
- Clean Out Point
- Boundary Assembly

WASTEWATER SERVICES
1:2000 @ A3 - (U15-1000/58.31)

This data is derived from sources outside the control of Rotorua District Council and is for information only. Rotorua District Council 2006. Facsimile 07 346 3143 Telephone 07 348 4199 email mail@rdc.govt.nz

U15-1000/46.31



Contact: Paula Meredith
Reference # DWG #13933
LPGP Issues.

Tauranga Direct Rd

Hamurana Rd

21B

21









16

21A

U15-1000/47.32

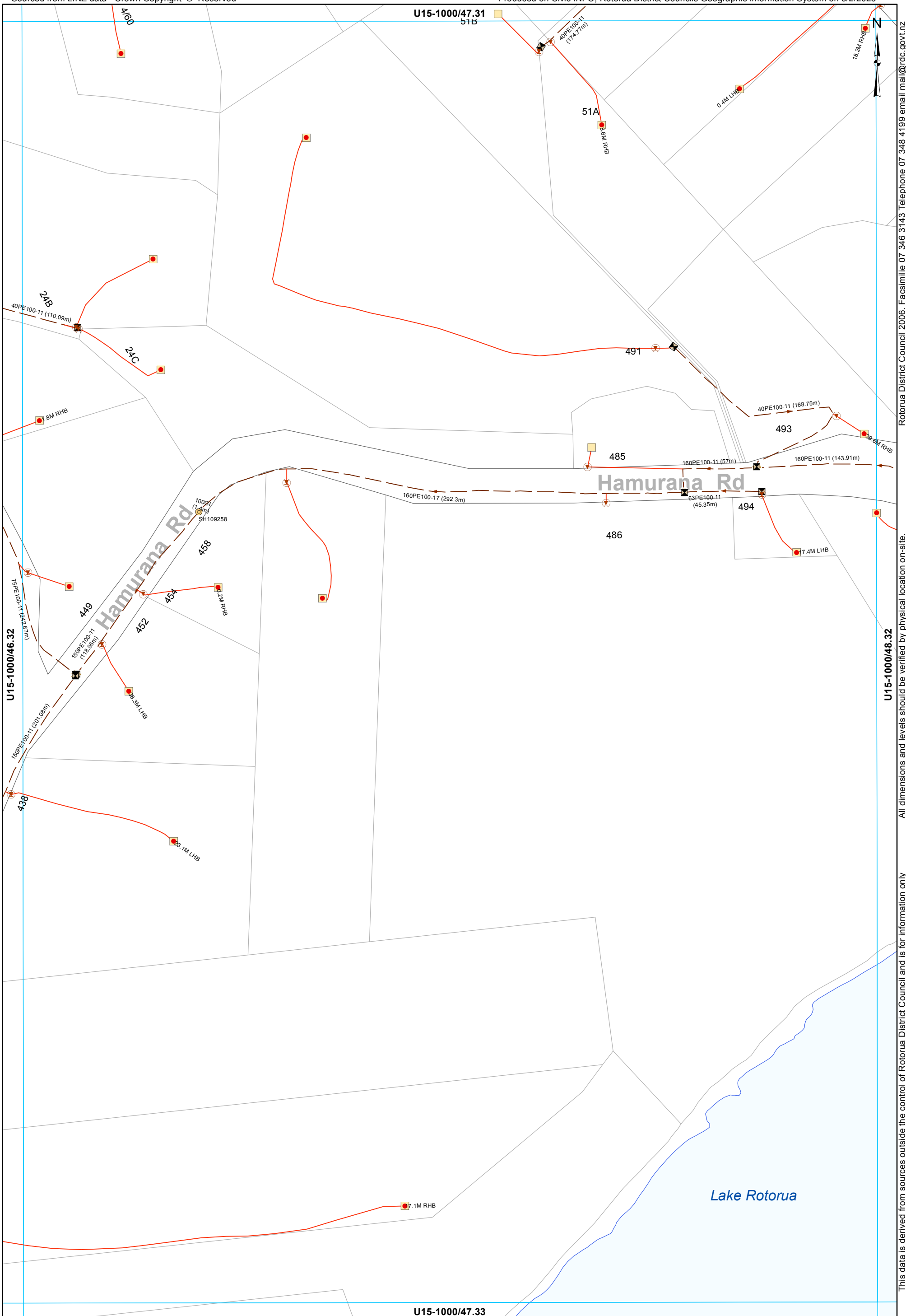
U15-1000/45.32

U15-1000/46.33

-  Grinder Pump Chamber
-  LP Grinder Pump
-  Air Valve
-  Boundary Assembly
-  Clean Out Point
-  Isolating Valve
-  Low Pressure Main
-  LPGP Service Line

WASTEWATER SERVICES
1:2000 @ A3 - (U15-1000/46.32)

All dimensions and levels should be verified by physical location on-site. Rotorua District Council 2006. Facsimile 07 346 3143 Telephone 07 348 4199 email mail@rdc.govt.nz



Rotorua District Council 2006. Facsimile 07 346 3143 Telephone 07 348 4199 email mail@rdc.govt.nz

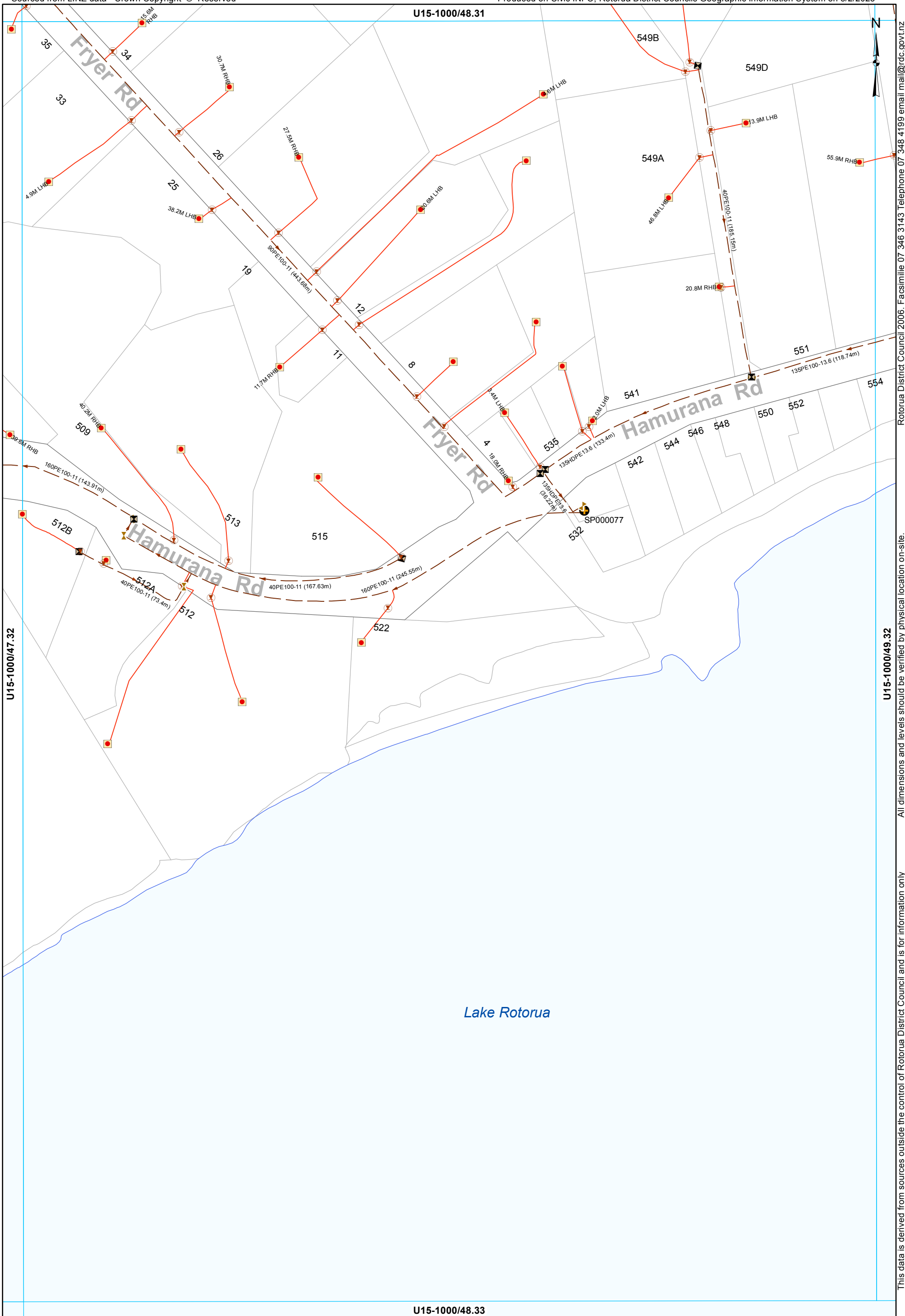
This data is derived from sources outside the control of Rotorua District Council and is for information only

All dimensions and levels should be verified by physical location on-site.

- Manhole
- Grinder Pump Chamber
- LP Grinder Pump
- Boundary Assembly
- Clean Out Point
- Isolating Valve
- Low Pressure Main
- LPGP Service Line

WASTEWATER SERVICES
1:2000 @ A3 - (U15-1000/47.32)

U15-1000/48.31











Rotorua District Council 2006. Facsimile 07 346 3143 Telephone 07 348 4199 email mail@rdc.govt.nz

U15-1000/47.32

U15-1000/49.32

Lake Rotorua

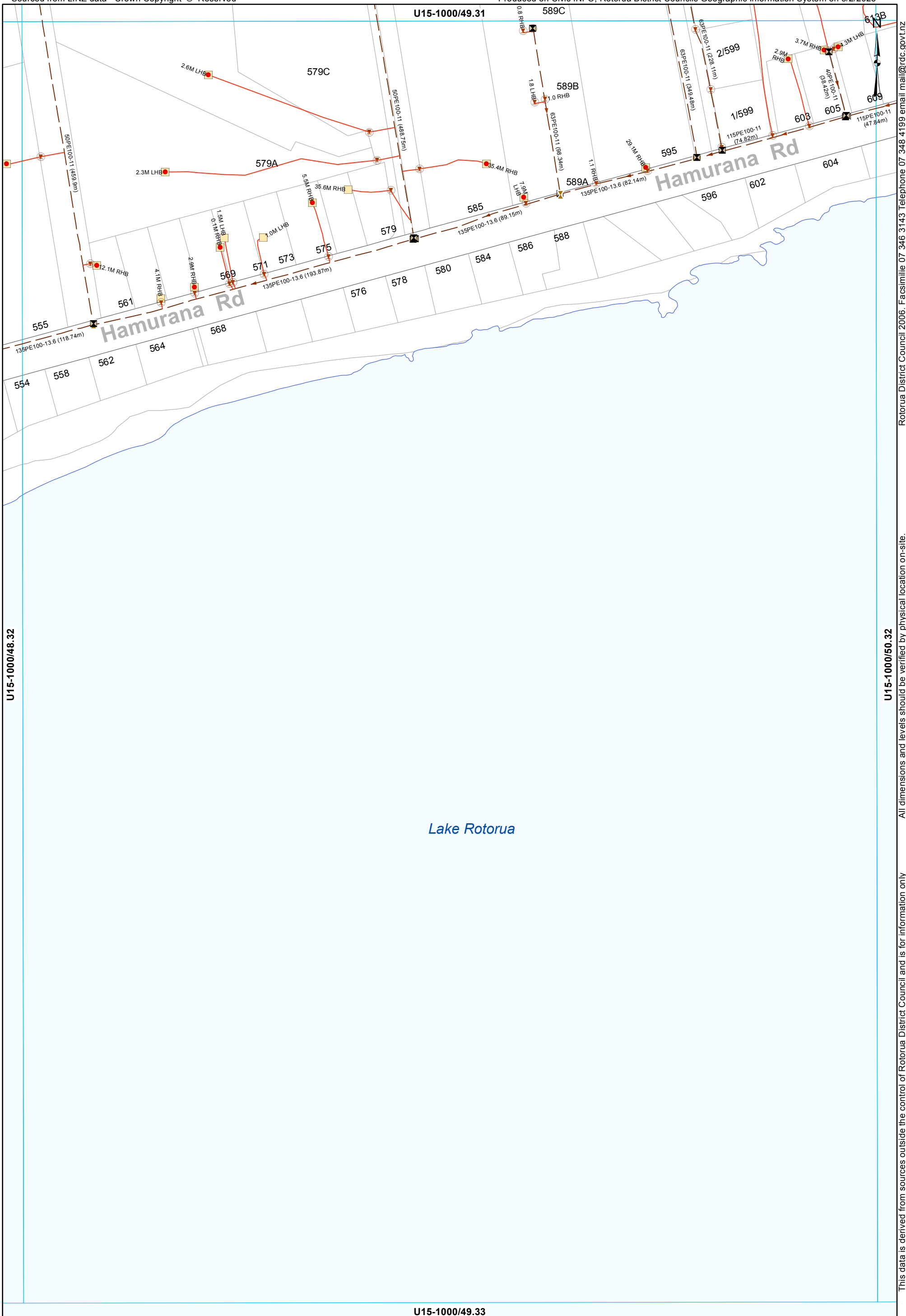
U15-1000/48.33

-  Pump Station
-  Grinder Pump Chamber
-  LP Grinder Pump
-  Boundary Assembly
-  Clean Out Point
-  Isolating Valve
-  Low Pressure Main
-  LPGP Service Line

WASTEWATER SERVICES
1:2000 @ A3 - (U15-1000/48.32)

This data is derived from sources outside the control of Rotorua District Council and is for information only

All dimensions and levels should be verified by physical location on-site.



U15-1000/48.32

U15-1000/50.32


U15-1000/49.33

- Grinder Pump Chamber
- LP Grinder Pump
- Boundary Assembly
- Clean Out Point
- Isolating Valve
- Low Pressure Main
- LPGP Service Line

WASTEWATER SERVICES
1:2000 @ A3 - (U15-1000/49.32)

This data is derived from sources outside the control of Rotorua District Council and is for information only

Rotorua District Council 2006. Facsimilie 07 346 3143 Telephone 07 348 4199 email mail@rdc.govt.nz



U15-1000/49.32

U15-1000/51.32

Lake Rotorua

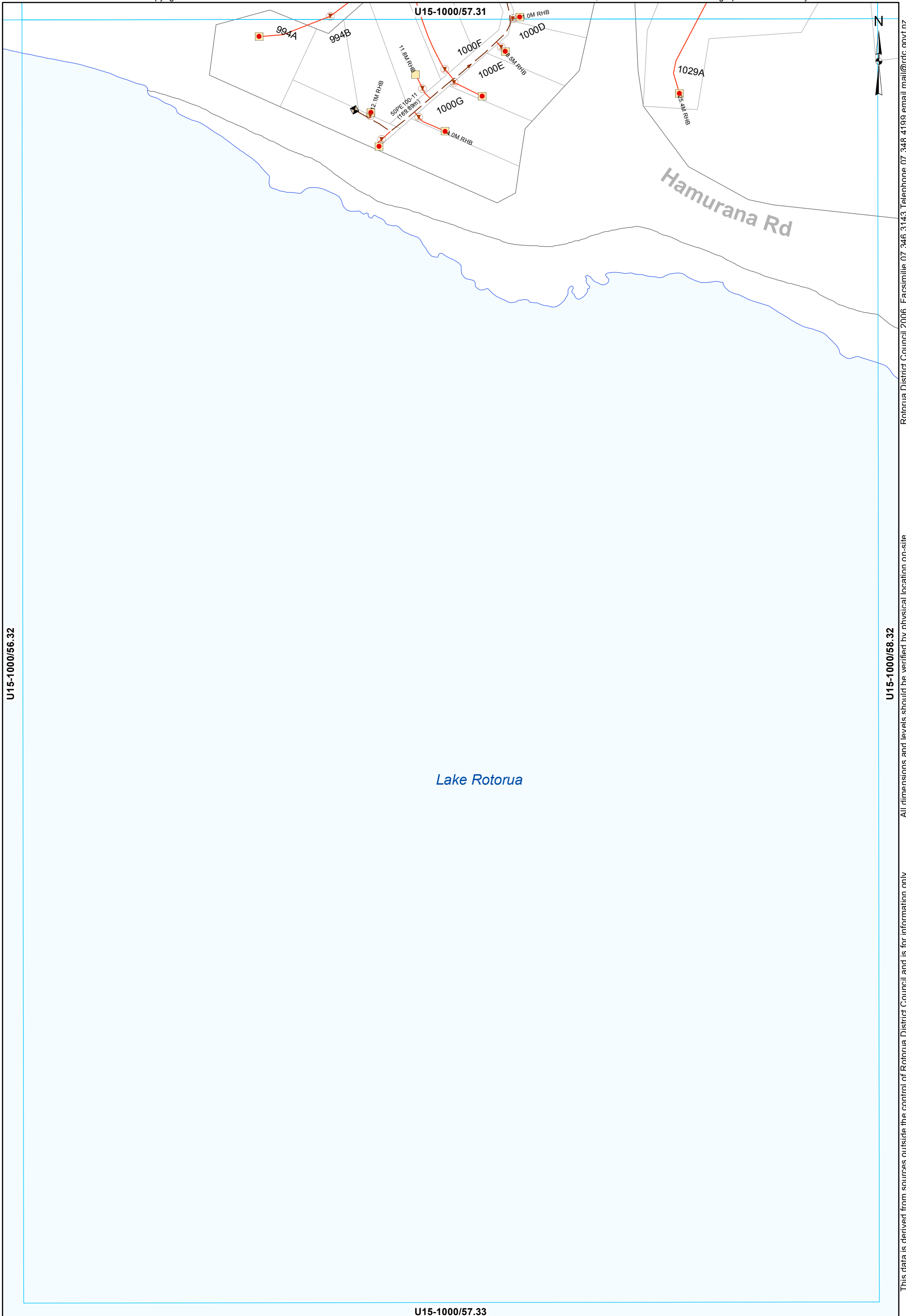
U15-1000/50.33

- Grinder Pump Chamber
- LP Grinder Pump
- Boundary Assembly
- Clean Out Point
- Isolating Valve
- Low Pressure Main
- LPGP Service Line

WASTEWATER SERVICES
1:2000 @ A3 - (U15-1000/50.32)

This data is derived from sources outside the control of Rotorua District Council and is for information only

Rotorua District Council 2006. Facsimile 07 346 3143 Telephone 07 348 4199 email mail@rdc.govt.nz



U15-1000/56.32

U15-1000/56.32

U15-1000/57.33

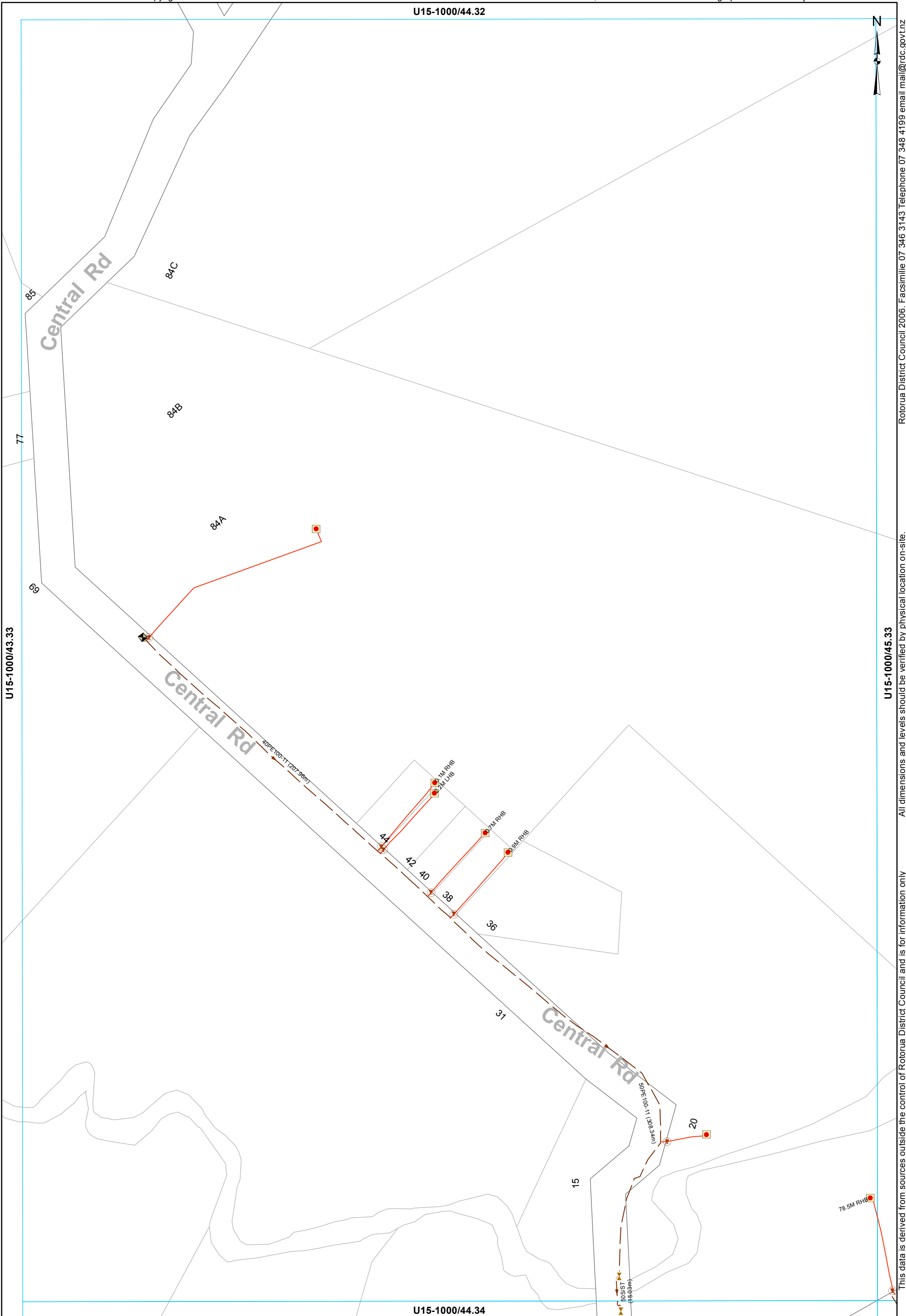
- Grinder Pump Chamber
- LP Grinder Pump
- Boundary Assembly
- Clean Out Point
- Low Pressure Main
- LPGP Service Line

WASTEWATER SERVICES
1:2000 @ A3 - (U15-1000/57.32)

This data is derived from sources outside the control of Rotorua District Council and is for information only

Rotorua District Council 2006. Facsimile 07 346 3143 Telephone 07 348 4199 email mail@rdc.govt.nz

U15-1000/44.32



U15-1000/43.33

U15-1000/45.33

U15-1000/44.34

- Manhole
- Grinder Pump Chamber
- LP Grinder Pump
- ◻ Boundary Assembly
- ◼ Clean Out Point
- ✚ Isolating Valve
- Low Pressure Main
- LPGP Service Line

WASTEWATER SERVICES
1:2000 @ A3 - (U15-1000/44.33)

This data is derived from sources outside the control of Rotorua District Council and is for information only. All dimensions and levels should be verified by physical location on-site. Rotorua District Council 2006. Facsimile 07 346 3143 Telephone 07 348 4199 email mail@rdc.govt.nz

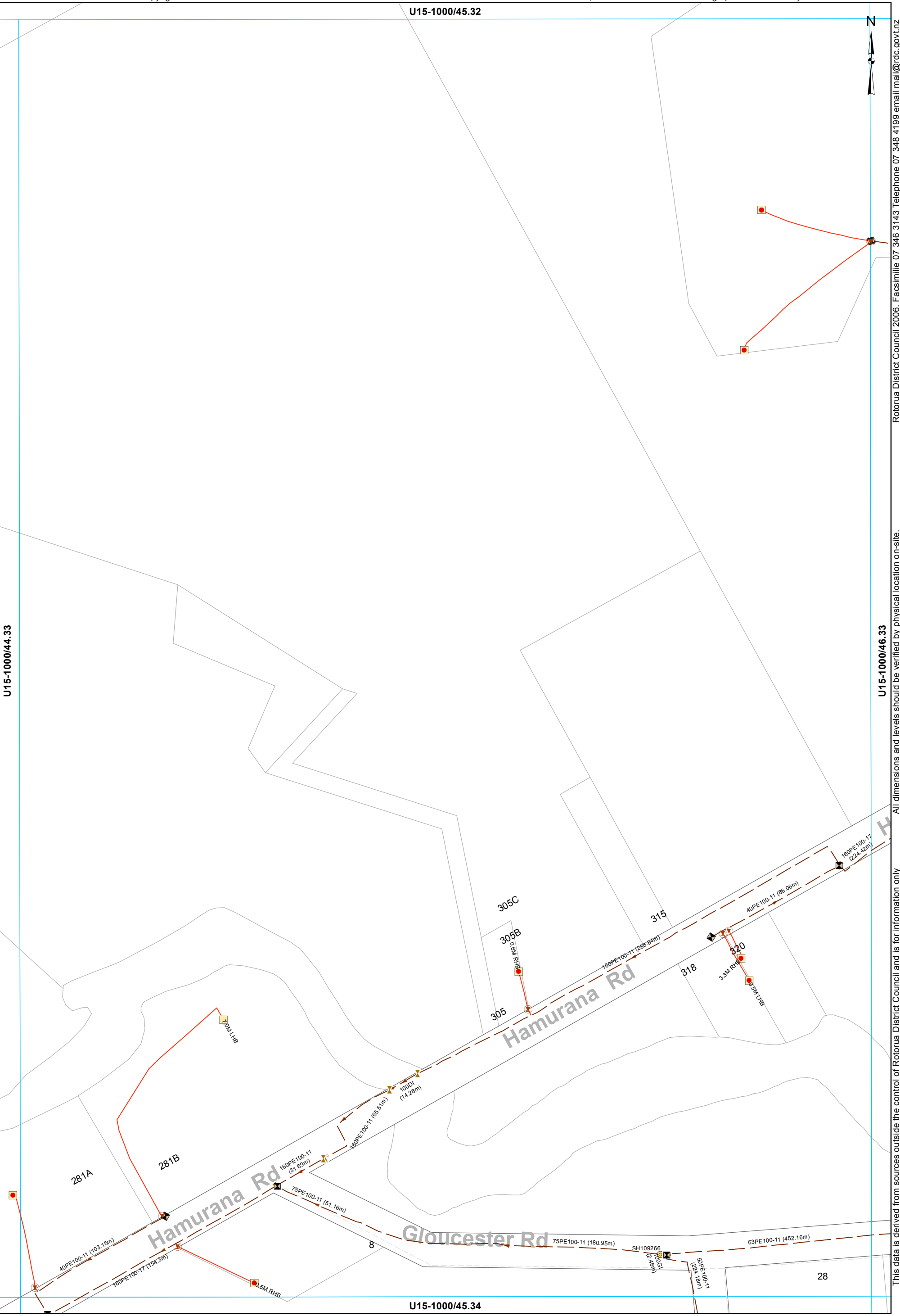
U15-1000/45.32



Rotorua District Council 2006. Facsimile 07 346 3143 Telephone 07 348 4199 email mail@rdc.govt.nz

U15-1000/44.33

U15-1000/46.33



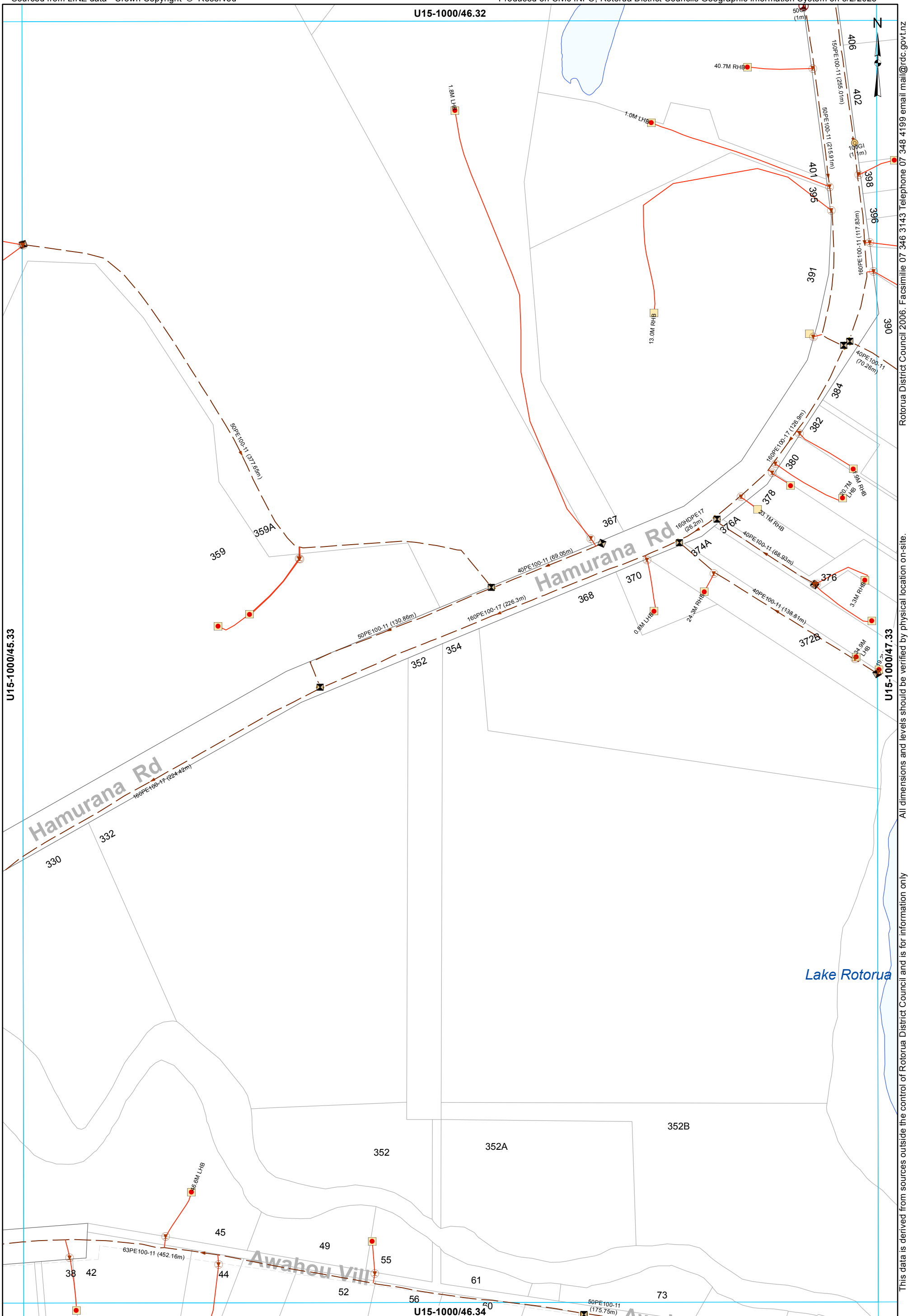
All dimensions and levels should be verified by physical location on-site.

This data is derived from sources outside the control of Rotorua District Council and is for information only

- Manhole
- Grinder Pump Chamber
- LP Grinder Pump
- Boundary Assembly
- Clean Out Point
- Isolating Valve
- Low Pressure Main
- LPGP Service Line

WASTEWATER SERVICES
1:2000 @ A3 - (U15-1000/45.33)

U15-1000/46.32



U15-1000/45.33

U15-1000/47.33

U15-1000/46.34

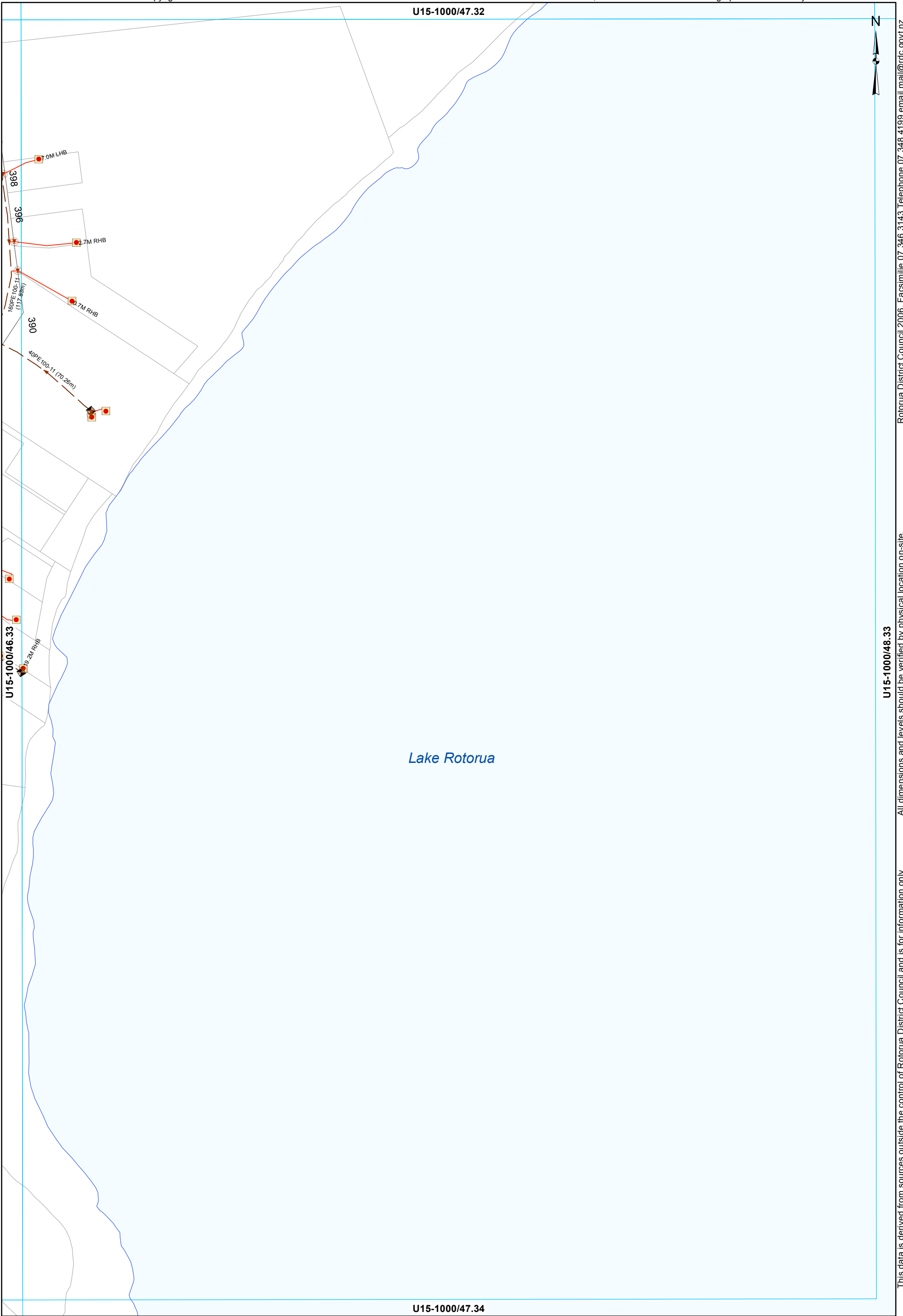
- Manhole
- Grinder Pump Chamber
- LP Grinder Pump
- Air Valve
- Boundary Assembly
- Clean Out Point
- Isolating Valve
- Low Pressure Main
- LPGP Service Line

WASTEWATER SERVICES
1:2000 @ A3 - (U15-1000/46.33)

This data is derived from sources outside the control of Rotorua District Council and is for information only

Rotorua District Council 2006. Facsimile 07 346 3143 Telephone 07 348 4199 email mail@rdc.govt.nz

U15-1000/47.32



Lake Rotorua

U15-1000/46.33

U15-1000/48.33

U15-1000/47.34

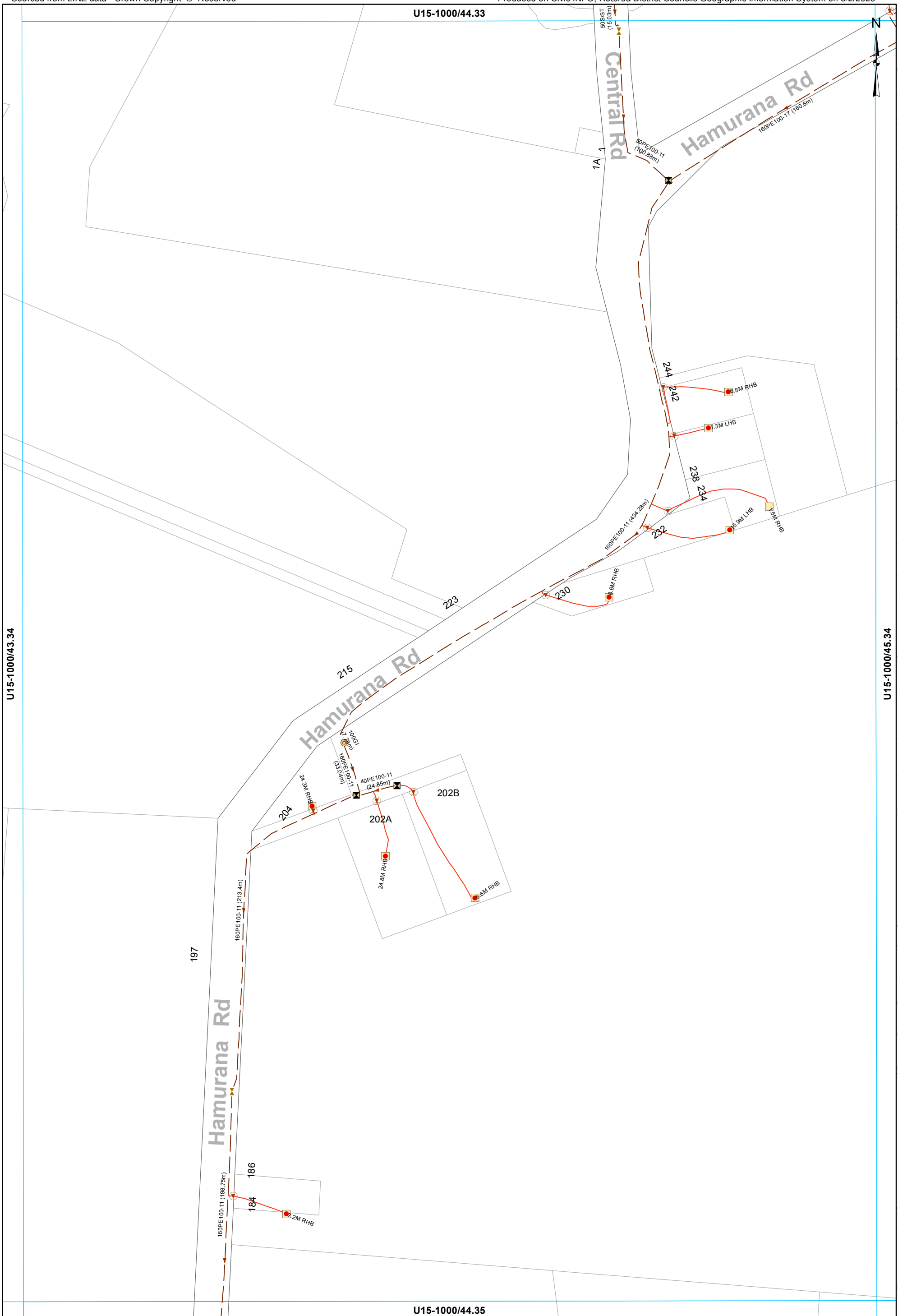
- Manhole
- Grinder Pump Chamber
- LP Grinder Pump
- ◻ Boundary Assembly
- Clean Out Point
- Low Pressure Main
- LPGP Service Line

WASTEWATER SERVICES
1:2000 @ A3 - (U15-1000/47.33)

This data is derived from sources outside the control of Rotorua District Council and is for information only

Rotorua District Council 2006. Facsimile 07 346 3143 Telephone 07 348 4199 email mail@rdc.govt.nz

U15-1000/44.33



U15-1000/43.34

U15-1000/45.34

U15-1000/44.35

- Manhole
- Grinder Pump Chamber
- LP Grinder Pump
- ▣ Boundary Assembly
- ⊠ Clean Out Point
- ⚡ Isolating Valve
- Low Pressure Main
- LPGP Service Line

WASTEWATER SERVICES
1:2000 @ A3 - (U15-1000/44.34)

This data is derived from sources outside the control of Rotorua District Council and is for information only

All dimensions and levels should be verified by physical location on-site.

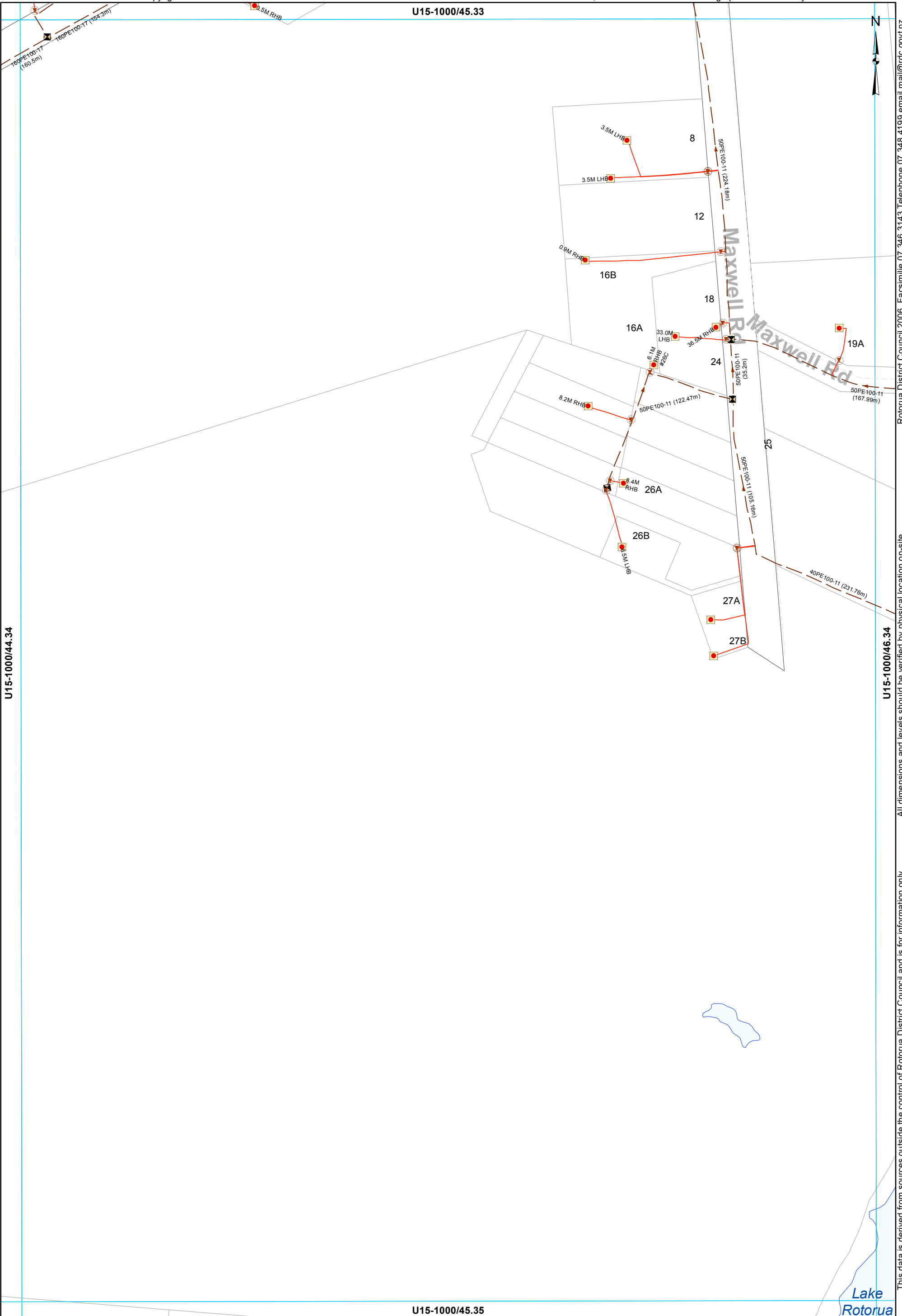
Rotorua District Council 2006. Facsimile 07 346 3143 Telephone 07 348 4199 email mail@rdc.govt.nz

U15-1000/45.33

U15-1000/44.34

U15-1000/46.34

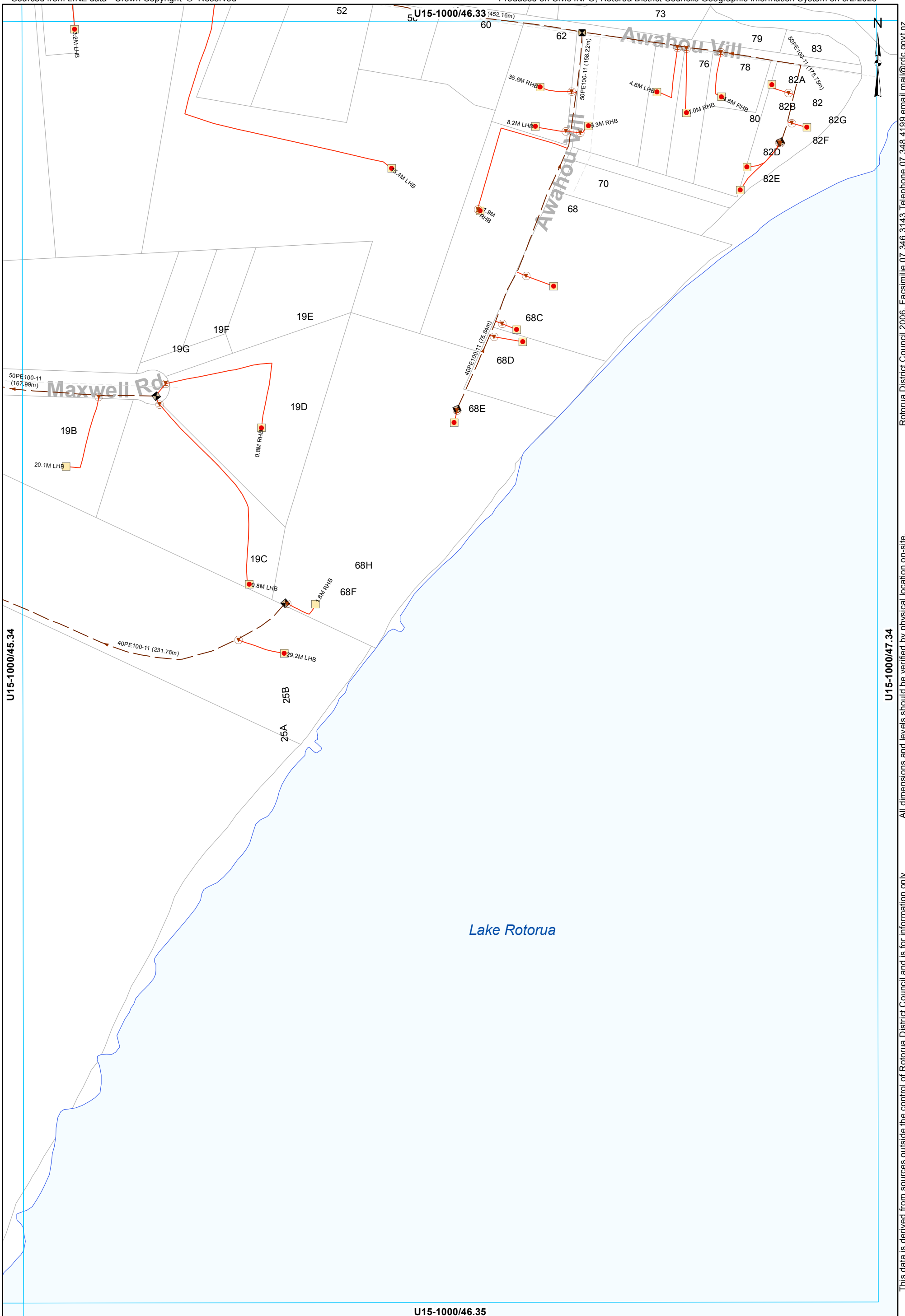
U15-1000/45.35



- Grinder Pump Chamber
- LP Grinder Pump
- Boundary Assembly
- Clean Out Point
- Isolating Valve
- Low Pressure Main
- LPGP Service Line

WASTEWATER SERVICES
1:2000 @ A3 - (U15-1000/45.34)

This data is derived from sources outside the control of Rotorua District Council and is for information only. Rotorua District Council 2006. Facsimile 07 346 3143 Telephone 07 348 4199 email mail@rdc.govt.nz



U15-1000/45.34

U15-1000/46.33 (452.16m)

U15-1000/46.35

U15-1000/47.34

- Grinder Pump Chamber
- LP Grinder Pump
- Boundary Assembly
- Clean Out Point
- Isolating Valve
- Low Pressure Main
- LPGP Service Line

WASTEWATER SERVICES
1:2000 @ A3 - (U15-1000/46.34)

This data is derived from sources outside the control of Rotorua District Council and is for information only

Rotorua District Council 2006. Facsimile 07 346 3143 Telephone 07 348 4199 email mail@rdc.govt.nz

U15-1000/43.34

Oturoa Rd

11



Rotorua District Council 2006. Facsimile 07 346 3143 Telephone 07 348 4199 email mail@rdc.govt.nz

U15-1000/42.35

U15-1000/44.35

All dimensions and levels should be verified by physical location on-site.

This data is derived from sources outside the control of Rotorua District Council and is for information only

Dalbeth Rd

34 32

Hamurana Rd

117A 117C

120

175PE100-17 (656.86m)

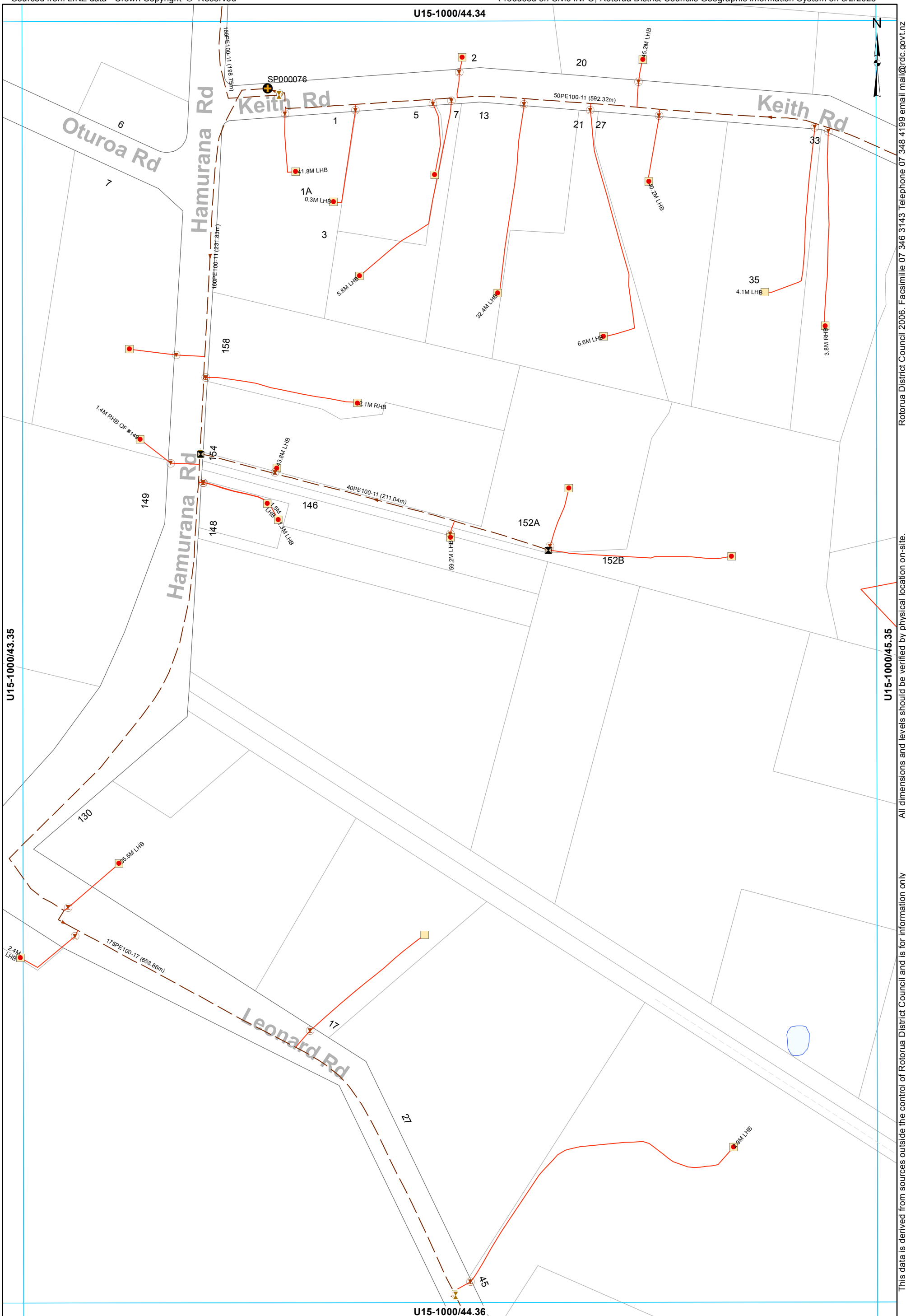
2.4M LHS

U15-1000/43.36

- Grinder Pump Chamber
- LP Grinder Pump
- Low Pressure Main
- LPGP Service Line

WASTEWATER SERVICES
1:2000 @ A3 - (U15-1000/43.35)

U15-1000/44.34



Rotorua District Council 2006. Facsimile 07 346 3143 Telephone 07 348 4199 email mail@rdc.govt.nz

All dimensions and levels should be verified by physical location on-site.

This data is derived from sources outside the control of Rotorua District Council and is for information only

U15-1000/43.35

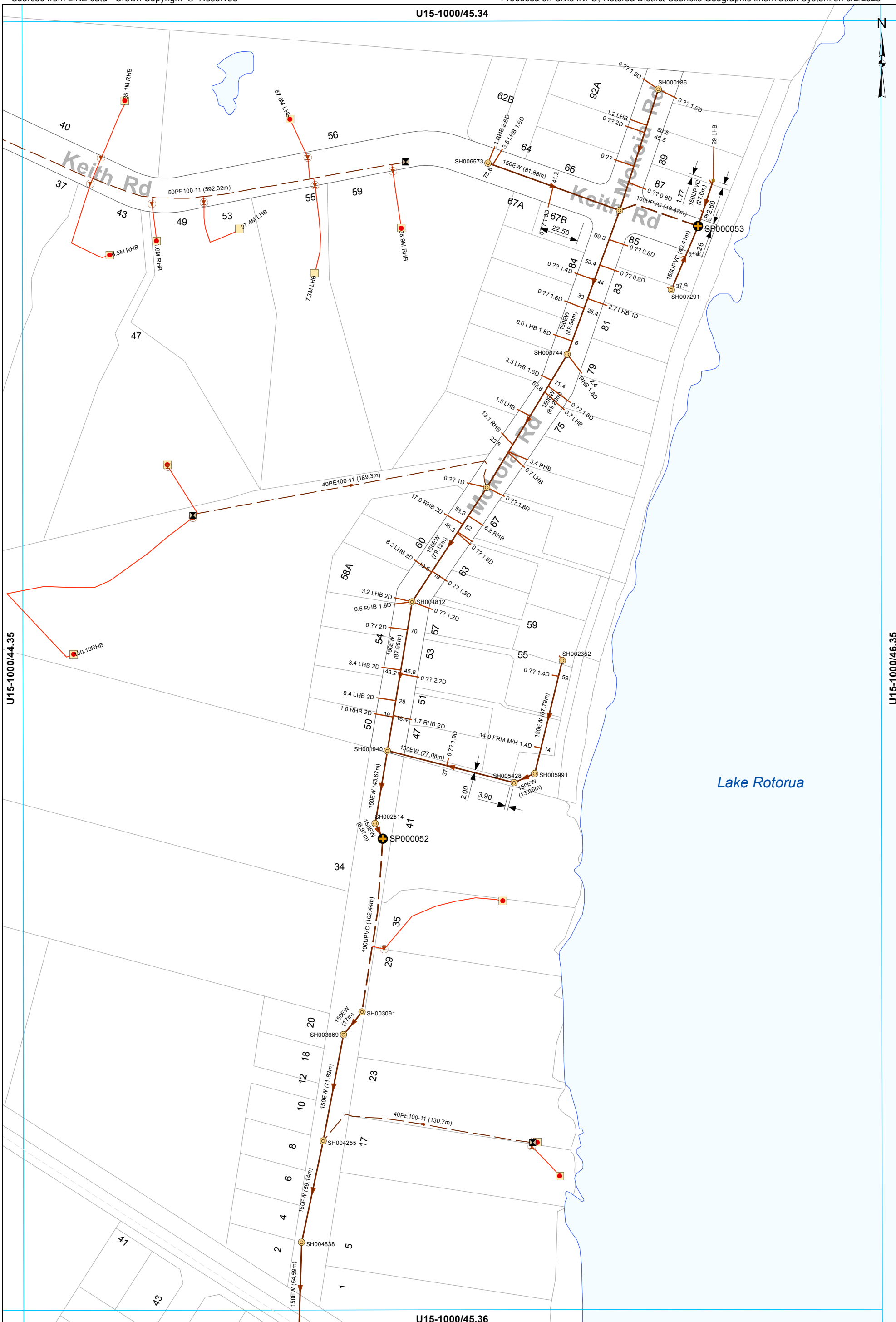
U15-1000/45.35

U15-1000/44.36

- Manhole
- Pump Station
- Grinder Pump Chamber
- LP Grinder Pump
- Boundary Assembly
- Clean Out Point
- Isolating Valve
- Low Pressure Main
- LGP Service Line

WASTEWATER SERVICES
1:2000 @ A3 - (U15-1000/44.35)

U15-1000/45.34



U15-1000/44.35

U15-1000/46.35

This data is derived from sources outside the control of Rotorua District Council and is for information only

Rotorua District Council 2006. Facsimile 07 346 3143 Telephone 07 348 4199 email mail@rdc.govt.nz

- Manhole
- Pump Station
- Grinder Pump Chamber
- LP Grinder Pump
- Chamber - Inspection
- Boundary Assembly
- Clean Out Point
- Low Pressure Main
- Main line
- Rising main
- Service Line
- LPGA Service Line

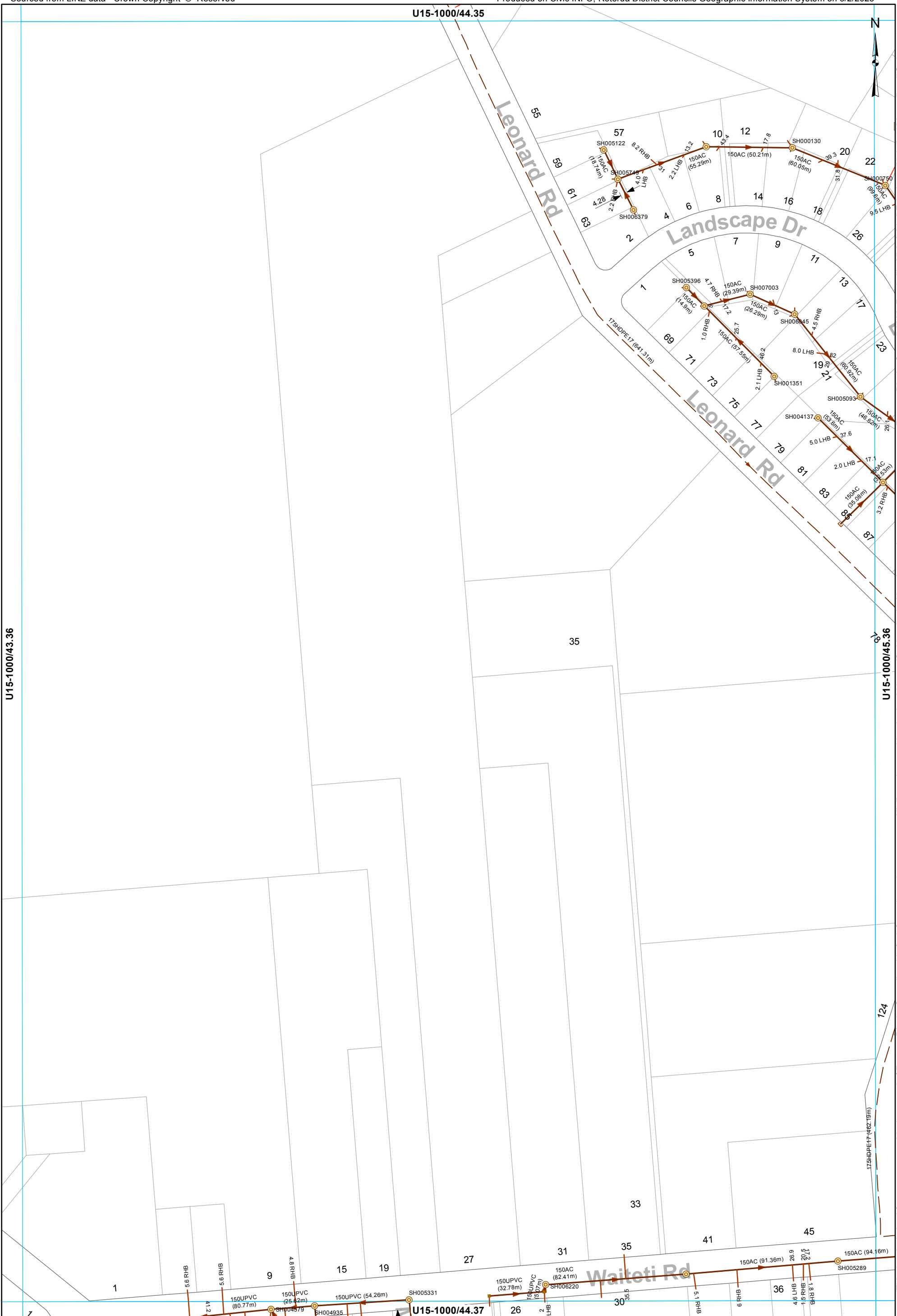
WASTEWATER SERVICES
1:2000 @ A3 - (U15-1000/45.35)

U15-1000/44.35

U15-1000/43.36

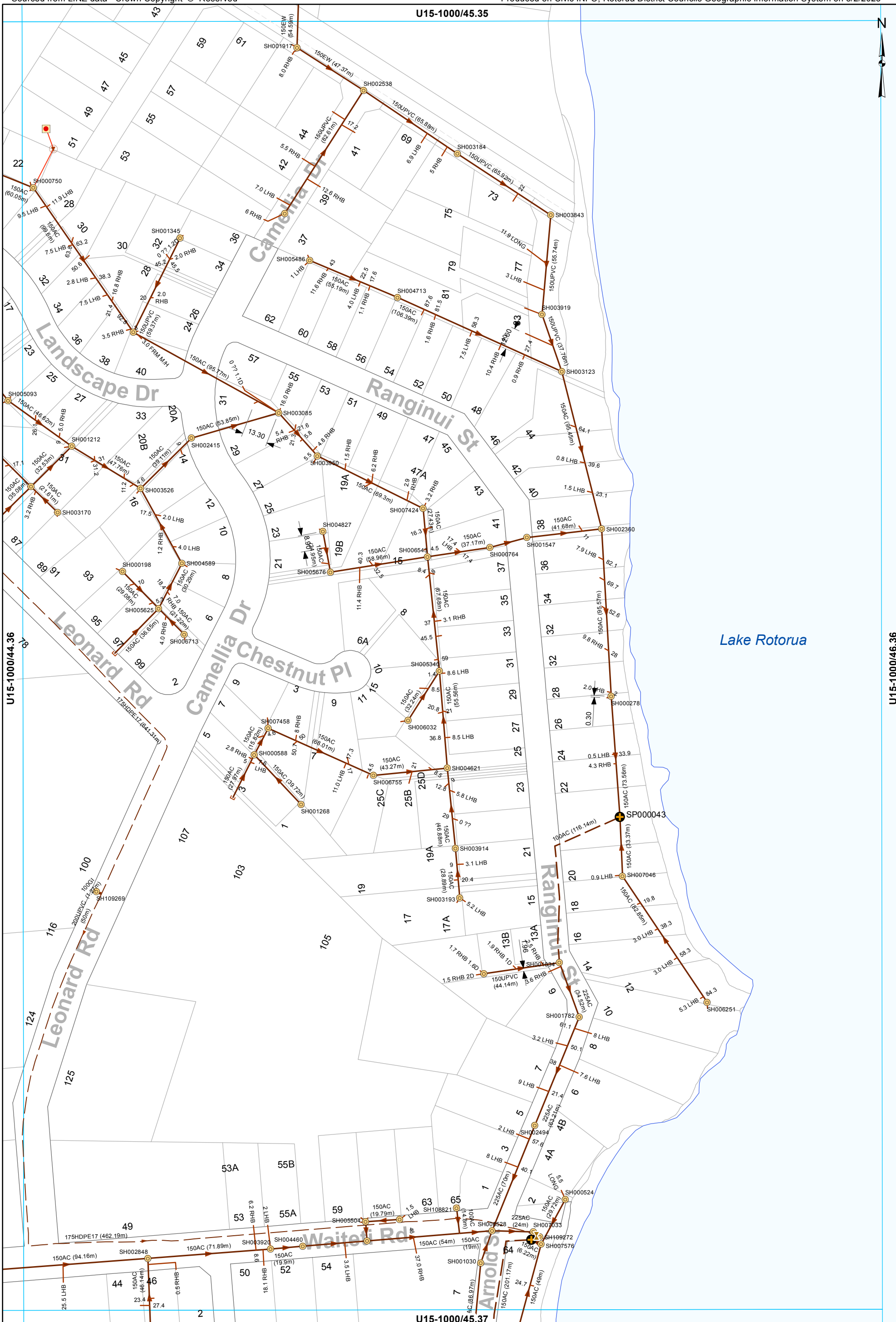
U15-1000/45.36

Rotorua District Council 2006. Facsimile 07 346 3143 Telephone 07 348 4199 email mail@rdc.govt.nz
This data is derived from sources outside the control of Rotorua District Council and is for information only
All dimensions and levels should be verified by physical location on-site.



- Manhole
- Grinder Pump Chamber
- Chamber - Inspection
- End of line - Capped end
- ⊕ Boundary Assembly
- ⚡ Isolating Valve
- Low Pressure Main
- Main line
- Service Line
- LPGP Service Line

WASTEWATER SERVICES
1:2000 @ A3 - (U15-1000/44.36)



Rotorua District Council 2006. Facsimile 07 346 3143 Telephone 07 348 4199 email mail@rdc.govt.nz

All dimensions and levels should be verified by physical location on-site.

This data is derived from sources outside the control of Rotorua District Council and is for information only

U15-1000/44.36

U15-1000/46.36

U15-1000/45.35

U15-1000/45.37

- Manhole
- Pump Station
- Grinder Pump Chamber
- LP Grinder Pump
- End of line - Capped end
- Boundary Assembly
- Isolating Valve
- Low Pressure Main
- Main line
- Rising main
- Service Line
- LPGP Service Line

WASTEWATER SERVICES
1:2000 @ A3 - (U15-1000/45.36)