

<p>U16 58.04</p>	<p>U16 59.04</p>
<p>U16 58.05</p>	<p>U16 59.05</p>

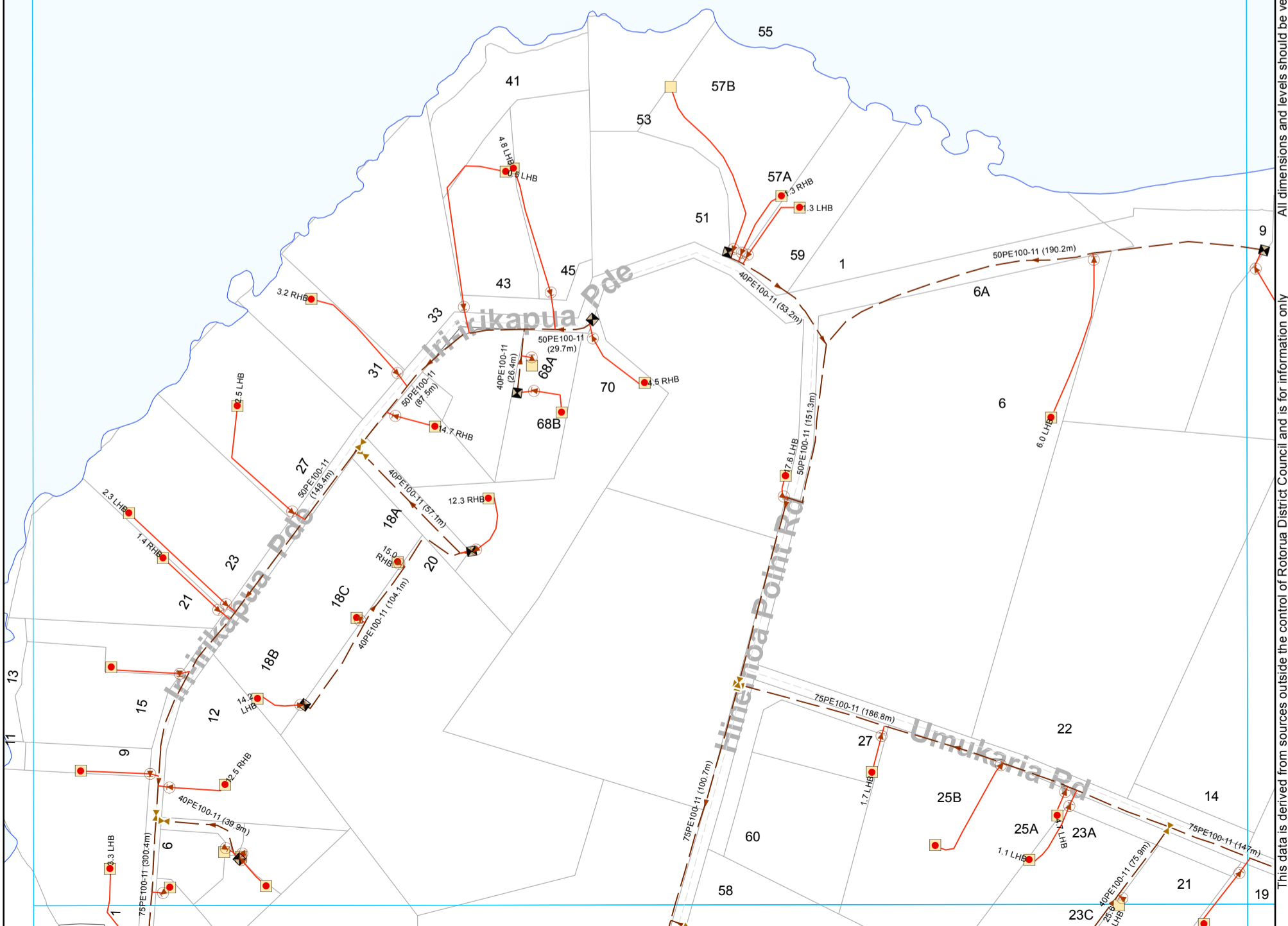
Waste Water Asbuilt Sheet Index
HINEMOA_POINT

Date: 5/2/2023





Lake Rotorua



- Grinder Pump Chamber
- LP Grinder Pump
- Boundary Assembly
- Clean Out Point
- Isolating Valve
- Low Pressure Main
- LPGP Service Line

WASTEWATER SERVICES
1:2000 @ A3 - (U16-1000/58.04)

This data is derived from sources outside the control of Rotorua District Council and is for information only

Rotorua District Council 2006. Facsimile 07 346 3143 Telephone 07 348 4199 email mail@rdc.govt.nz

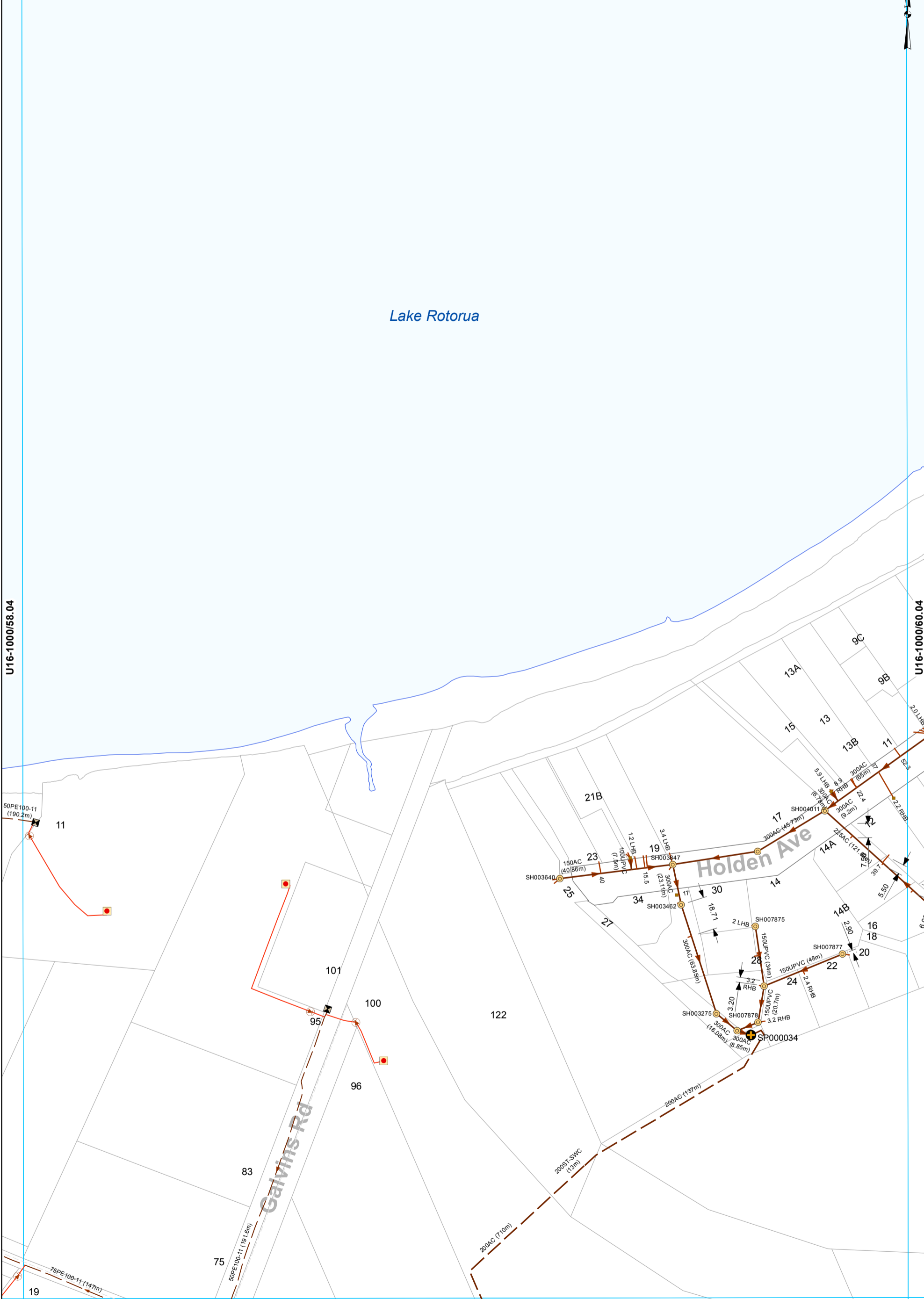
U16-1000/59.03



Lake Rotorua

U16-1000/58.04

U16-1000/60.04



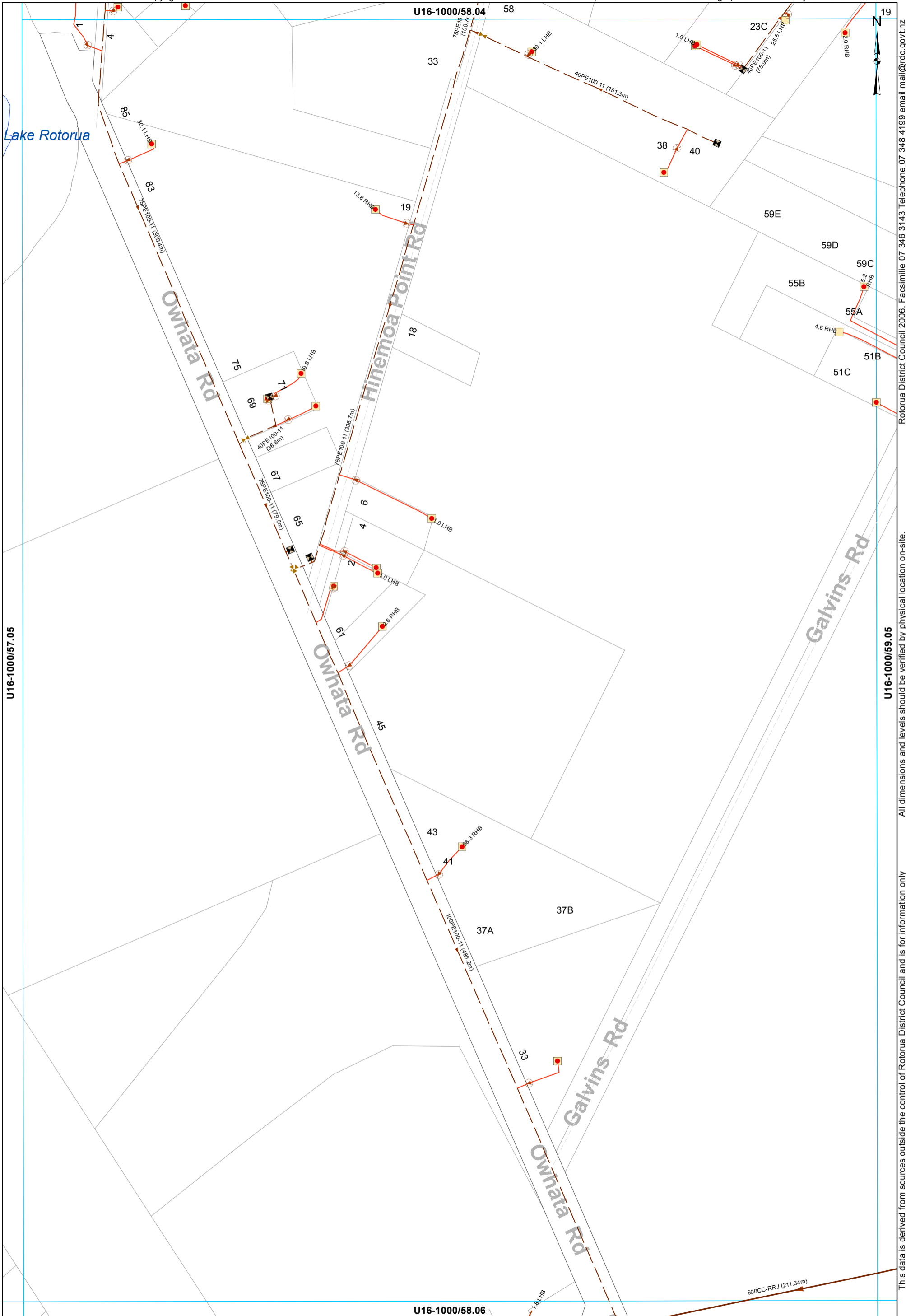
U16-1000/59.05

- Manhole
- ⊕ Pump Station
- Grinder Pump Chamber
- LP Grinder Pump
- Chamber - Inspection
- ⊠ Boundary Assembly
- ⊠ Clean Out Point
- Low Pressure Main
- Main line
- Rising main
- Service Line
- LPGP Service Line

WASTEWATER SERVICES
1:2000 @ A3 - (U16-1000/59.04)

This data is derived from sources outside the control of Rotorua District Council and is for information only.

Rotorua District Council 2006. Facsimile 07 346 3143 Telephone 07 348 4199 email mail@rdc.govt.nz



U16-1000/57.05

U16-1000/58.04

U16-1000/59.05

U16-1000/58.06

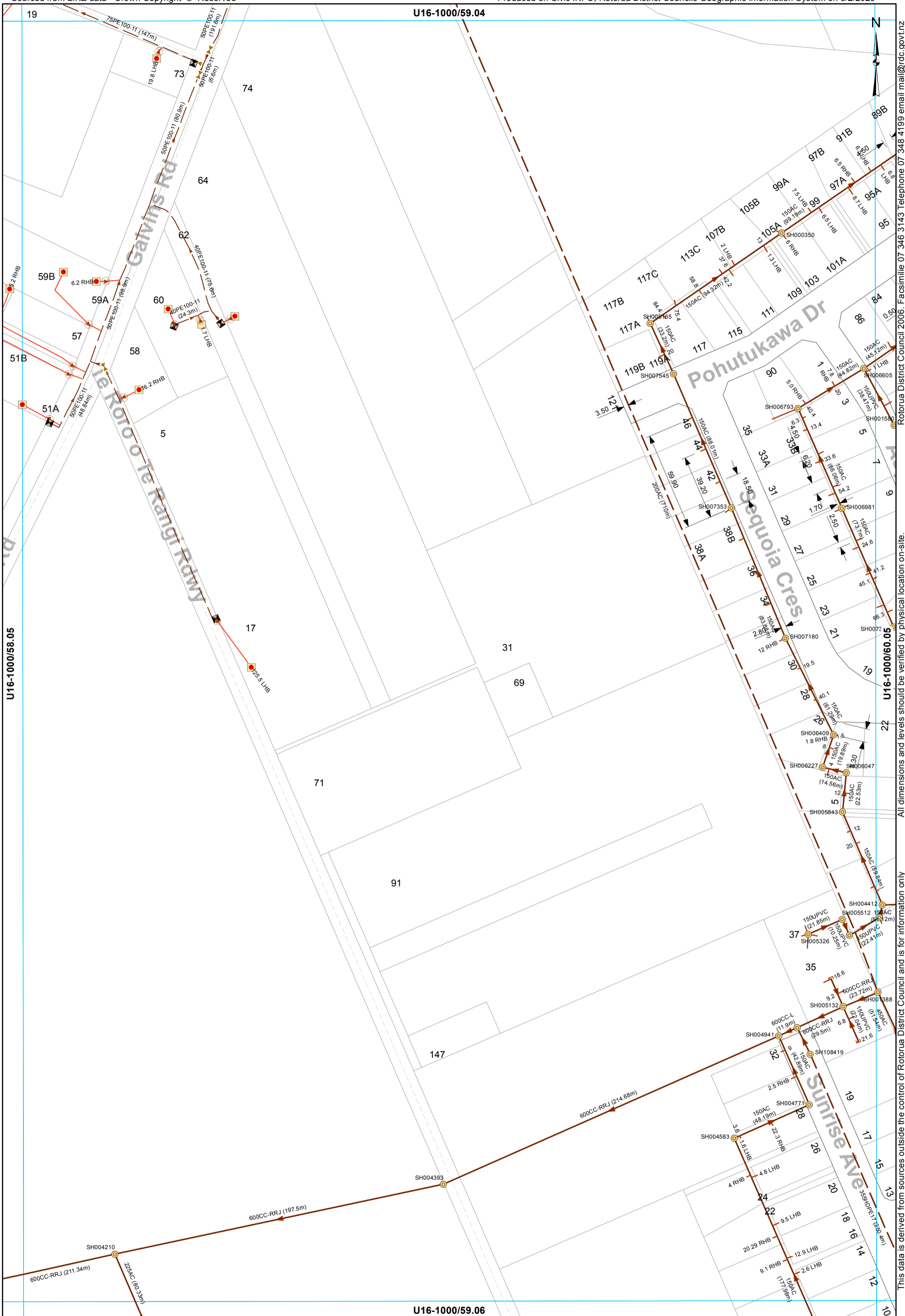
- Grinder Pump Chamber
- LP Grinder Pump
- Boundary Assembly
- Clean Out Point
- Isolating Valve
- Low Pressure Main
- Main line
- Service Line
- LPGP Service Line

WASTEWATER SERVICES
1:2000 @ A3 - (U16-1000/58.05)

This data is derived from sources outside the control of Rotorua District Council and is for information only

All dimensions and levels should be verified by physical location on-site.

Rotorua District Council 2006. Facsimile 07 346 3143 Telephone 07 348 4199 email mail@rdc.govt.nz



- | | | | | | |
|--|--------------------------|--|-------------------|--|-------------------|
| | Manhole | | Boundary Assembly | | Low Pressure Main |
| | Grinder Pump Chamber | | Clean Out Point | | Main line |
| | LP Grinder Pump | | Isolating Valve | | Rising main |
| | End of line - Capped end | | Service Line | | LPGP Service Line |

WASTEWATER SERVICES
1:2000 @ A3 - (U16-1000/59.05)

This data is derived from sources outside the control of Rotorua District Council and is for information only

All dimensions and levels should be verified by physical location on-site.

Rotorua District Council 2006. Facsimile 07 346 3143 Telephone 07 348 4199 email mail@rdc.govt.nz