

**U16
59.10**

**U16
60.10**

**U16
60.11**

**U16
61.11**

**U16
62.11**

**U16
63.11**

**U16
64.11**

**U16
65.11**

**U16
67.11**

**U16
63.12**

**U16
64.12**

**U16
65.12**

**U16
66.12**

**U16
67.12**

**U16
68.12**

**U16
69.12**

**U16
66.13**

**U16
67.13**

**U16
68.13**

**U16
69.13**

**U16
64.14**

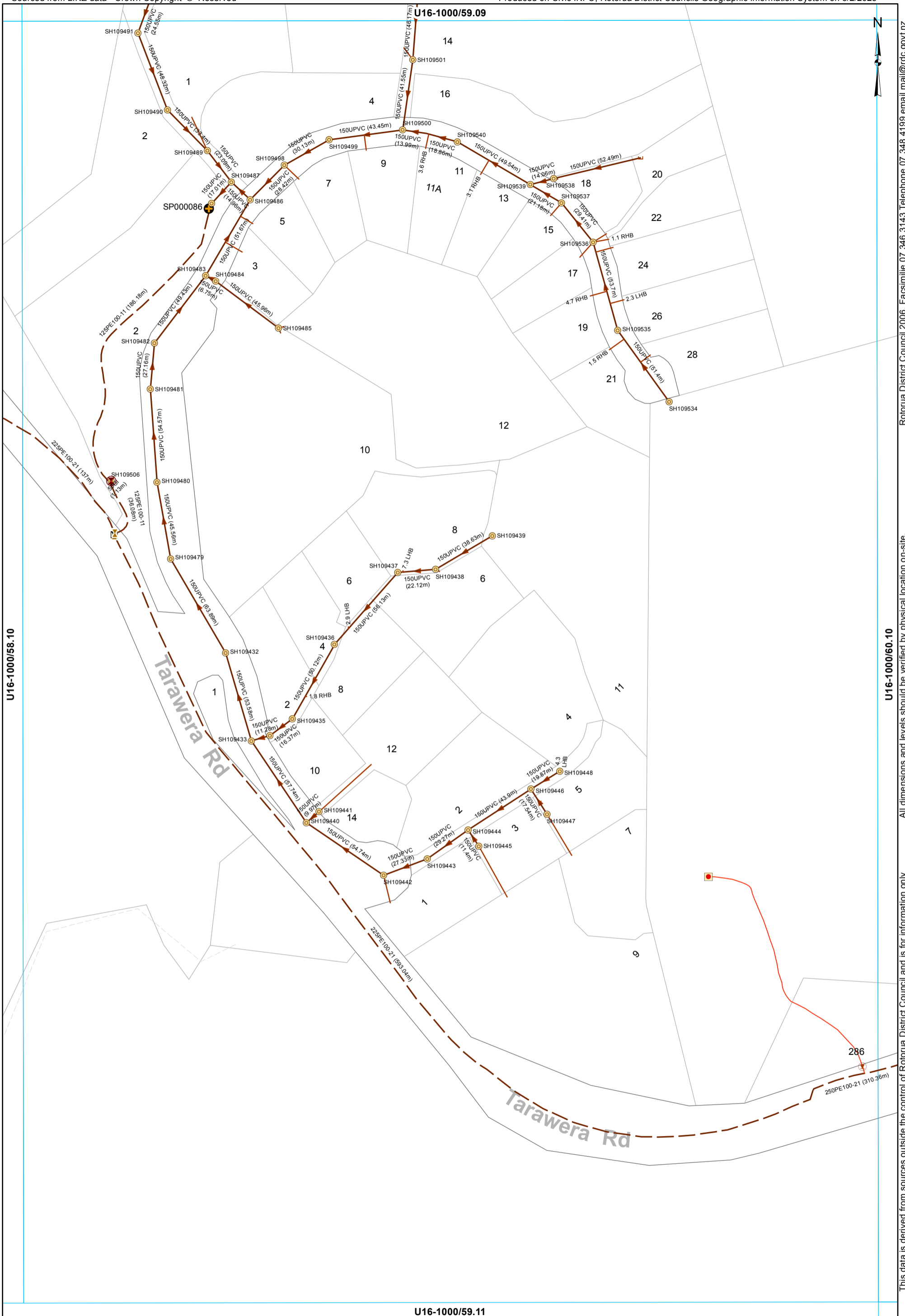
**U16
65.14**

**U16
66.14**



Waste Water Asbuilt Sheet Index
OKAREKA

Date: 5/2/2023



Rotorua District Council 2006. Facsimile 07 346 3143 Telephone 07 348 4199 email mail@rdc.govt.nz
 All dimensions and levels should be verified by physical location on-site.
 This data is derived from sources outside the control of Rotorua District Council and is for information only

- | | | |
|----------------------------|---------------------|---------------------|
| ● Manhole | ⊗ Air Valve | → Main line |
| ⊕ Pump Station | ⊠ Boundary Assembly | - - - Rising main |
| ⊞ Grinder Pump Chamber | ⊞ Clean Out Point | — Service Line |
| ● LP Grinder Pump | ⊞ Isolating Valve | — LPGP Service Line |
| □ End of line - Capped end | | |

WASTEWATER SERVICES
1:2000 @ A3 - (U16-1000/59.10)

U16-1000/60.09




U16-1000/59.10

U16-1000/61.10

This data is derived from sources outside the control of Rotorua District Council and is for information only. All dimensions and levels should be verified by physical location on-site.




Rotorua District Council 2006. Facsimile 07 346 3143 Telephone 07 348 4199 email mail@rdc.govt.nz



250PE100-21 (310,36m)

Tarawera Rd

U16-1000/60.11

-  Boundary Assembly
-  Rising main
-  LPGP Service Line

WASTEWATER SERVICES
1:2000 @ A3 - (U16-1000/60.10)

U16-1000/60.10



Rotorua District Council 2006. Facsimile 07 346 3143 Telephone 07 348 4199 email mail@rdc.govt.nz

U16-1000/59.11

U16-1000/61.11


All dimensions and levels should be verified by physical location on-site.

This data is derived from sources outside the control of Rotorua District Council and is for information only

U16-1000/60.12

— Rising main

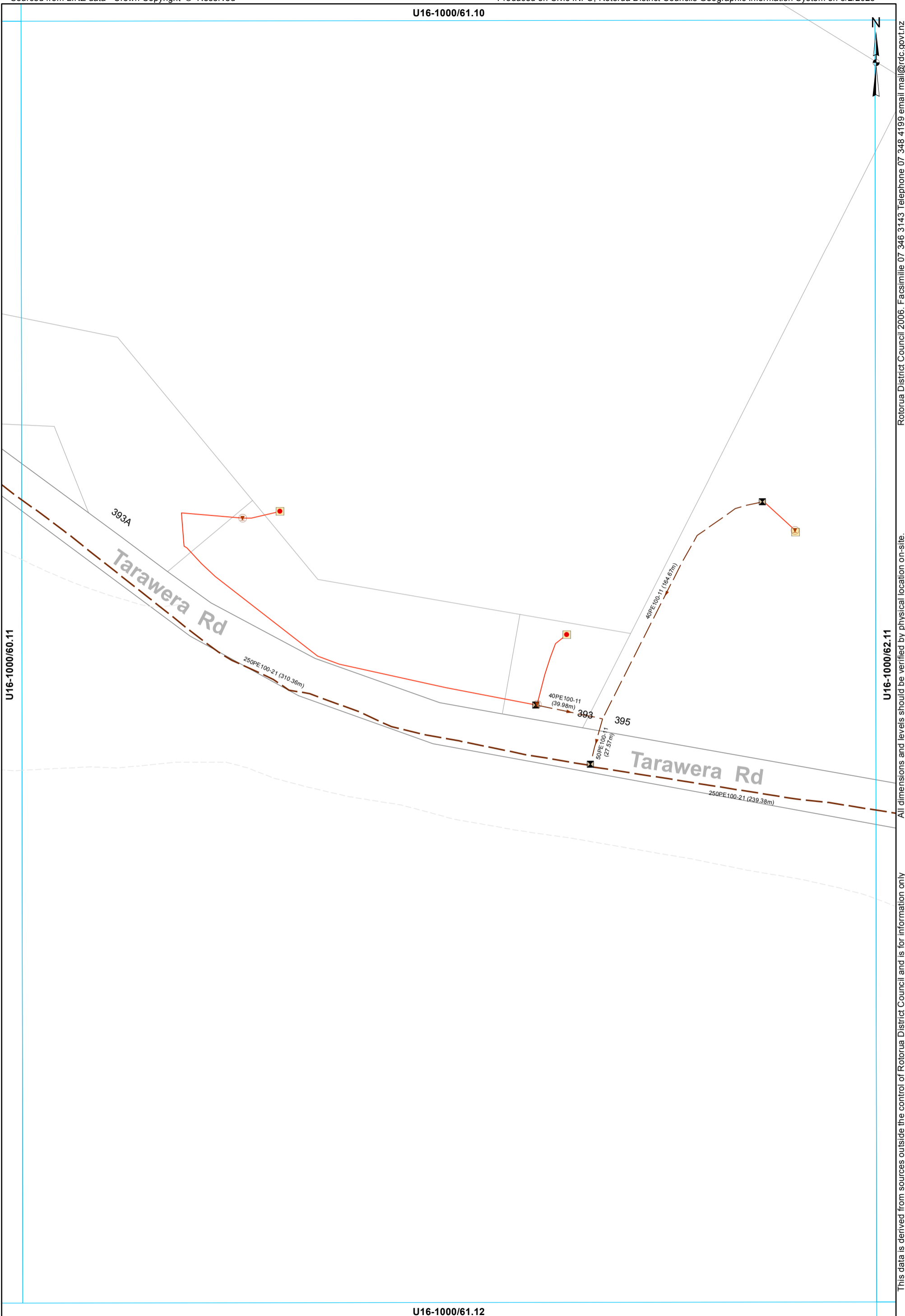
WASTEWATER SERVICES
1:2000 @ A3 - (U16-1000/60.11)



U16-1000/61.10



Rotorua District Council 2006. Facsimile 07 346 3143 Telephone 07 348 4199 email mail@rdc.govt.nz



U16-1000/60.11

U16-1000/62.11

All dimensions and levels should be verified by physical location on-site.

This data is derived from sources outside the control of Rotorua District Council and is for information only

U16-1000/61.12

- Grinder Pump Chamber
- LP Grinder Pump
- Boundary Assembly
- Clean Out Point
- Low Pressure Main
- Rising main
- LPGP Service Line

WASTEWATER SERVICES
1:2000 @ A3 - (U16-1000/61.11)

U16-1000/62.10



U16-1000/61.11

U16-1000/63.11



U16-1000/62.12

- Manhole
- Grinder Pump Chamber
- LP Grinder Pump
- ◻ Boundary Assembly
- ⊠ Clean Out Point
- ▲ Isolating Valve
- ▶ Non return Valve
- Low Pressure Main
- Rising main
- LPGP Service Line

WASTEWATER SERVICES
1:2000 @ A3 - (U16-1000/62.11)

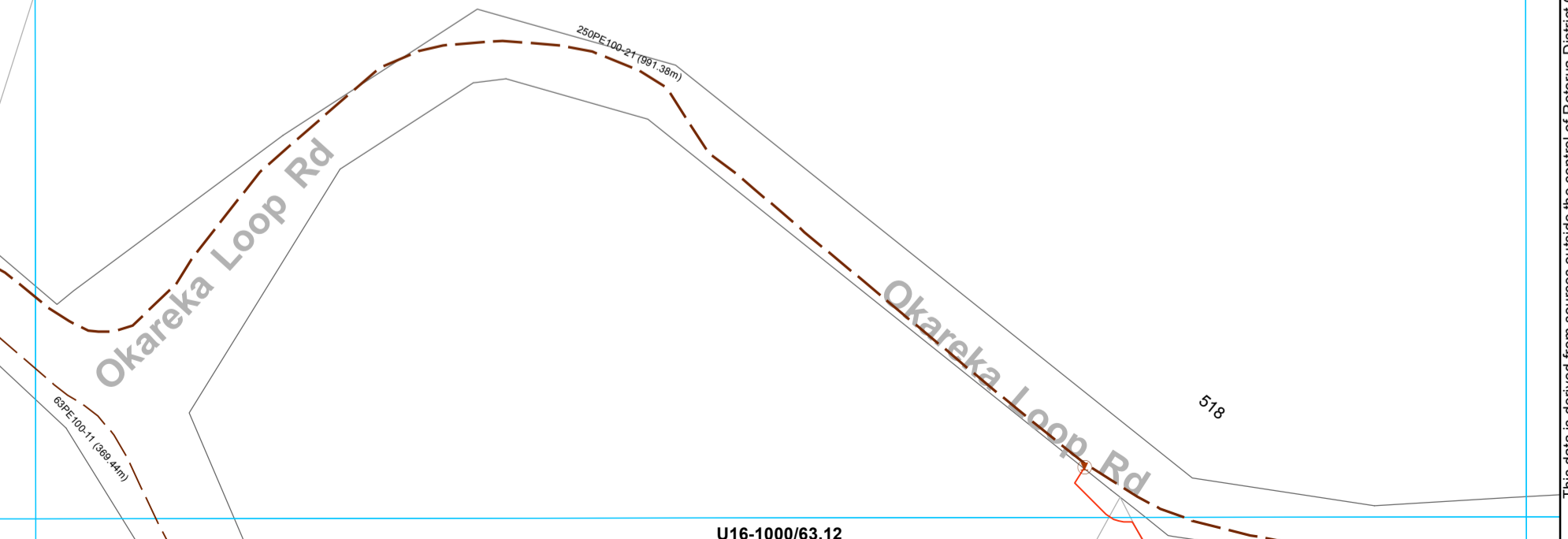
This data is derived from sources outside the control of Rotorua District Council and is for information only. All dimensions and levels should be verified by physical location on-site. Rotorua District Council 2006. Facsimile 07 346 3143 Telephone 07 348 4199 email mail@rdc.govt.nz

U16-1000/63.10



U16-1000/62.11

U16-1000/64.11



- Boundary Assembly
- Low Pressure Main
- Rising main
- LPGP Service Line

WASTEWATER SERVICES
1:2000 @ A3 - (U16-1000/63.11)

This data is derived from sources outside the control of Rotorua District Council and is for information only. Rotorua District Council 2006. Facsimile 07 346 3143 Telephone 07 348 4199 email mail@rdc.govt.nz


U16-1000/64.10



U16-1000/63.11

U16-1000/65.11

This data is derived from sources outside the control of Rotorua District Council and is for information only. All dimensions and levels should be verified by physical location on-site. Rotorua District Council 2006. Facsimile 07 346 3143 Telephone 07 348 4199 email mail@rdc.govt.nz



Okareka Loop Rd

Okareka Loop Rd

486
250PE100-21 (991.38m)

250PE100-17 (350m)

— Rising main

U16-1000/64.12


WASTEWATER SERVICES
1:2000 @ A3 - (U16-1000/64.11)

U16-1000/65.10



U16-1000/64.11

U16-1000/66.11



— Rising main

U16-1000/65.12

WASTEWATER SERVICES
1:2000 @ A3 - (U16-1000/65.11)

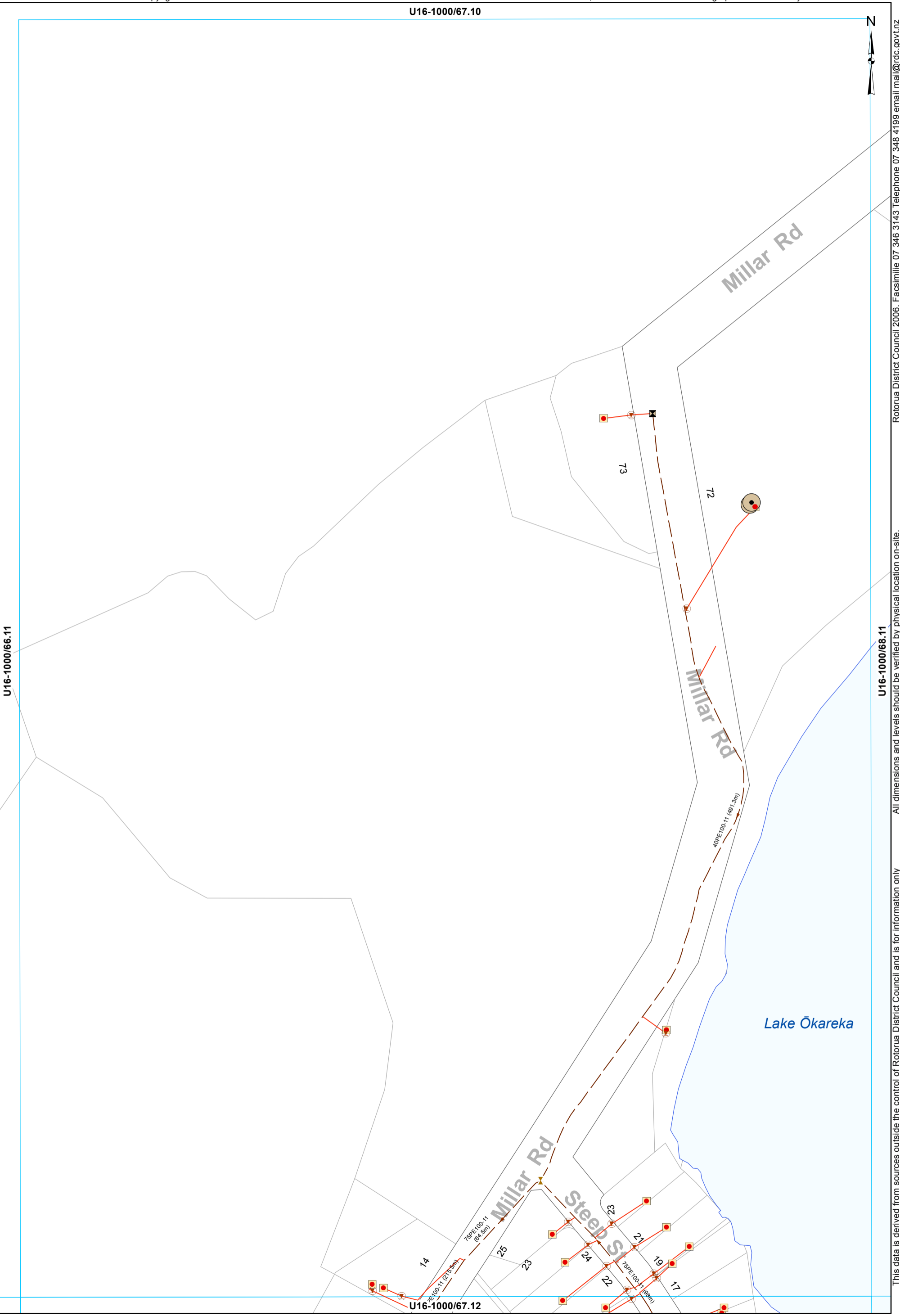
This data is derived from sources outside the control of Rotorua District Council and is for information only. Rotorua District Council 2006. Facsimile 07 346 3143 Telephone 07 348 4199 email mail@rdc.govt.nz









U16-1000/67.10



U16-1000/66.11

U16-1000/68.11



-  Tank
-  Grinder Pump Chamber
-  LP Grinder Pump
-  Boundary Assembly
-  Clean Out Point
-  Isolating Valve
-  Low Pressure Main
-  LPGP Service Line

WASTEWATER SERVICES
1:2000 @ A3 - (U16-1000/67.11)

This data is derived from sources outside the control of Rotorua District Council and is for information only. All dimensions and levels should be verified by physical location on-site. Rotorua District Council 2006. Facsimile 07 346 3143 Telephone 07 348 4199 email mail@rdc.govt.nz

U16-1000/63.11

250PE100-21 (991.38m)

517

Tarawera Rd

63PE100-11 (369.44m)

SH109571

63PE100-11 (1100)

63PE100-11 (320.25m)

SH109569

Tarawera Rd

517

516

100PE100-11 (238.06m)

535

SH109569












Tarawera Rd

U16-1000/63.13

U16-1000/64.12

This data is derived from sources outside the control of Rotorua District Council and is for information only

Rotorua District Council 2006. Facsimile 07 346 3143 Telephone 07 348 4199 email mail@rdc.govt.nz

-  Manhole
-  Odour dome
-  Grinder Pump Chamber
-  LP Grinder Pump
-  Air Valve
-  Boundary Assembly
-  Clean Out Point
-  Isolating Valve
-  Low Pressure Main
-  Rising main
-  LPGP Service Line

WASTEWATER SERVICES
1:2000 @ A3 - (U16-1000/63.12)

U16-1000/64.11

Contact: CAR1751275
Waste Water
Updates Pending

250PE100-21 (991.38m)

250PE100-17
(950m)

U16-1000/63.12

U16-1000/65.12

This data is derived from sources outside the control of Rotorua District Council and is for information only. All dimensions and levels should be verified by physical location on-site.

Rotorua District Council 2006. Facsimile 07 346 3143 Telephone 07 348 4199 email mail@rdc.govt.nz

— Rising main

U16-1000/64.13

WASTEWATER SERVICES
1:2000 @ A3 - (U16-1000/64.12)

U16-1000/65.11



477

Okareka Loop Rd

250PE100-17 (390m)

250PE100-13.6 (390m)

Okareka Loop Rd

250PE100-11 (623m)

U16-1000/64.12

U16-1000/66.12

All dimensions and levels should be verified by physical location on-site.

This data is derived from sources outside the control of Rotorua District Council and is for information only

U16-1000/65.13

— Rising main

U16-1000/66.11



Rotorua District Council 2006. Facsimile 07 346 3143 Telephone 07 348 4199 email mail@rdc.govt.nz

U16-1000/65.12

U16-1000/67.12

Okareka Loop Rd

Okareka Loop Rd

250PE100-11 (623m)

150PE100-11 (381.7m)

100A

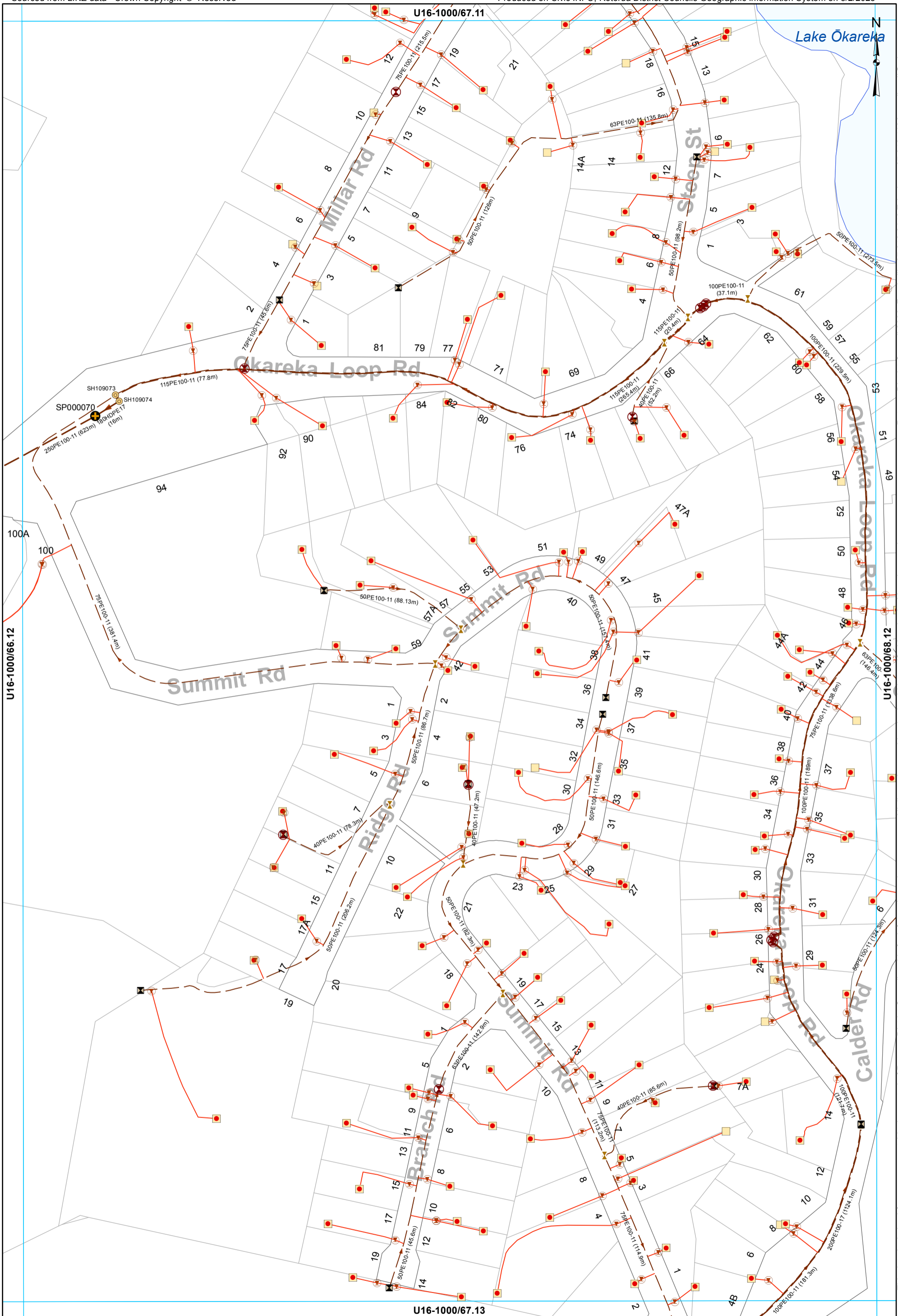
All dimensions and levels should be verified by physical location on-site.

This data is derived from sources outside the control of Rotorua District Council and is for information only

U16-1000/66.13

- Grinder Pump Chamber
- LP Grinder Pump
- Boundary Assembly
- Low Pressure Main
- Rising main
- LPGP Service Line

WASTEWATER SERVICES
1:2000 @ A3 - (U16-1000/66.12)



- Manhole
- ⊕ Pump Station
- Grinder Pump Chamber
- LP Grinder Pump
- End of line - Capped end
- ⊗ Air Valve
- ⊕ Boundary Assembly
- ⊠ Clean Out Point
- ⊘ Isolating Valve
- Low Pressure Main
- Main line
- Rising main
- LPGP Service Line

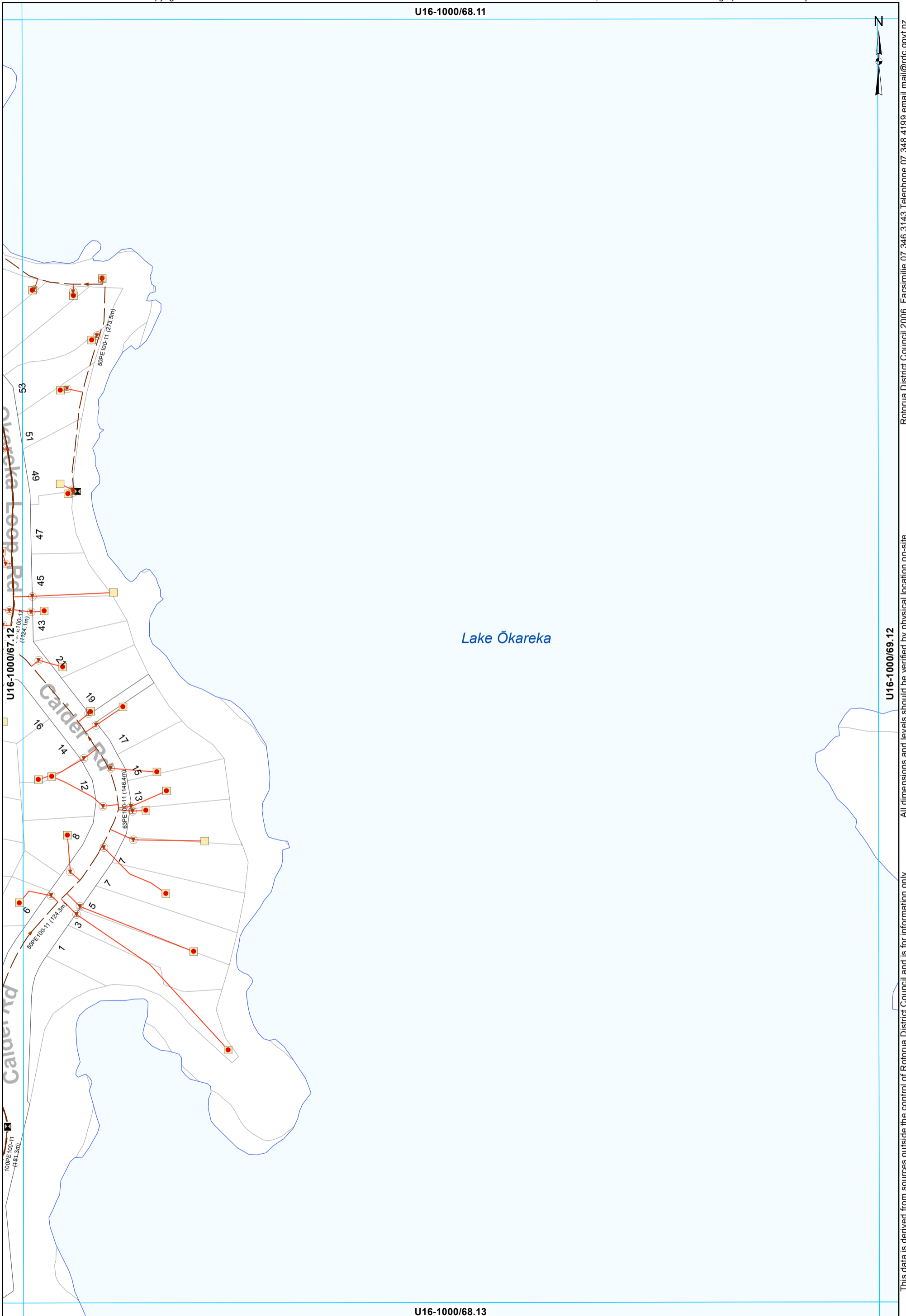
WASTEWATER SERVICES
1:2000 @ A3 - (U16-1000/67.12)

This data is derived from sources outside the control of Rotorua District Council and is for information only

All dimensions and levels should be verified by physical location on-site.

Rotorua District Council 2006. Facsimile 07 346 3143 Telephone 07 348 4199 email mail@rdc.govt.nz

U16-1000/68.11



Lake Ōkareka

- Grinder Pump Chamber
- LP Grinder Pump
- Boundary Assembly
- Clean Out Point
- Isolating Valve
- Low Pressure Main
- LPGP Service Line

U16-1000/68.13

WASTEWATER SERVICES
1:2000 @ A3 - (U16-1000/68.12)

This data is derived from sources outside the control of Rotorua District Council and is for information only

Rotorua District Council 2006. Facsimile 07 346 3143 Telephone 07 348 4199 email mail@rdc.govt.nz

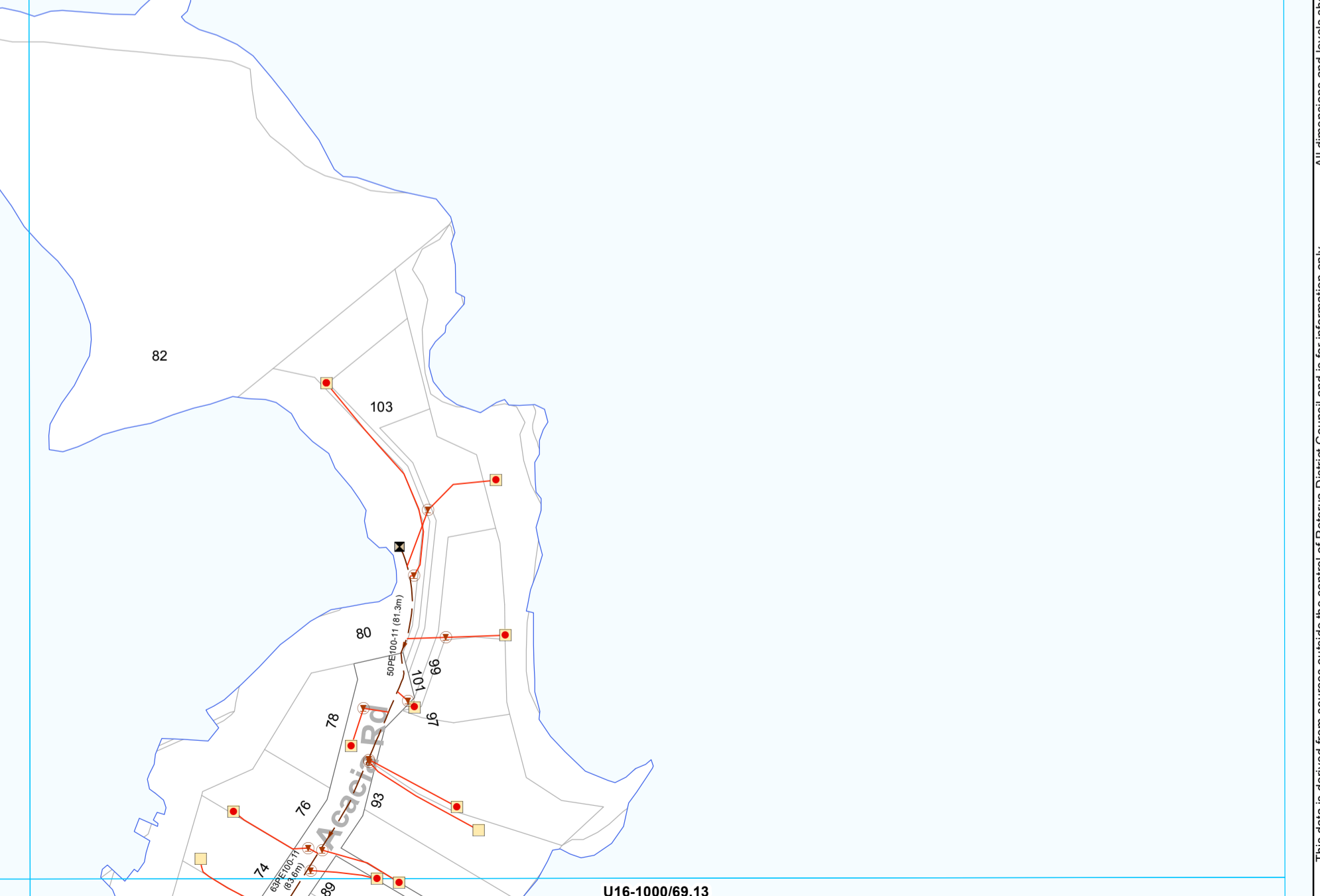
U16-1000/69.11



Lake Ōkareka

U16-1000/68.12

U16-1000/70.12



- Grinder Pump Chamber
- LP Grinder Pump
- Boundary Assembly
- Clean Out Point
- Low Pressure Main
- LPGP Service Line

WASTEWATER SERVICES
1:2000 @ A3 - (U16-1000/69.12)

This data is derived from sources outside the control of Rotorua District Council and is for information only. All dimensions and levels should be verified by physical location on-site. Rotorua District Council 2006. Facsimile 07 346 3143 Telephone 07 348 4199 email mail@rdc.govt.nz




U16-1000/66.12




U16-1000/65.13

U16-1000/67.13

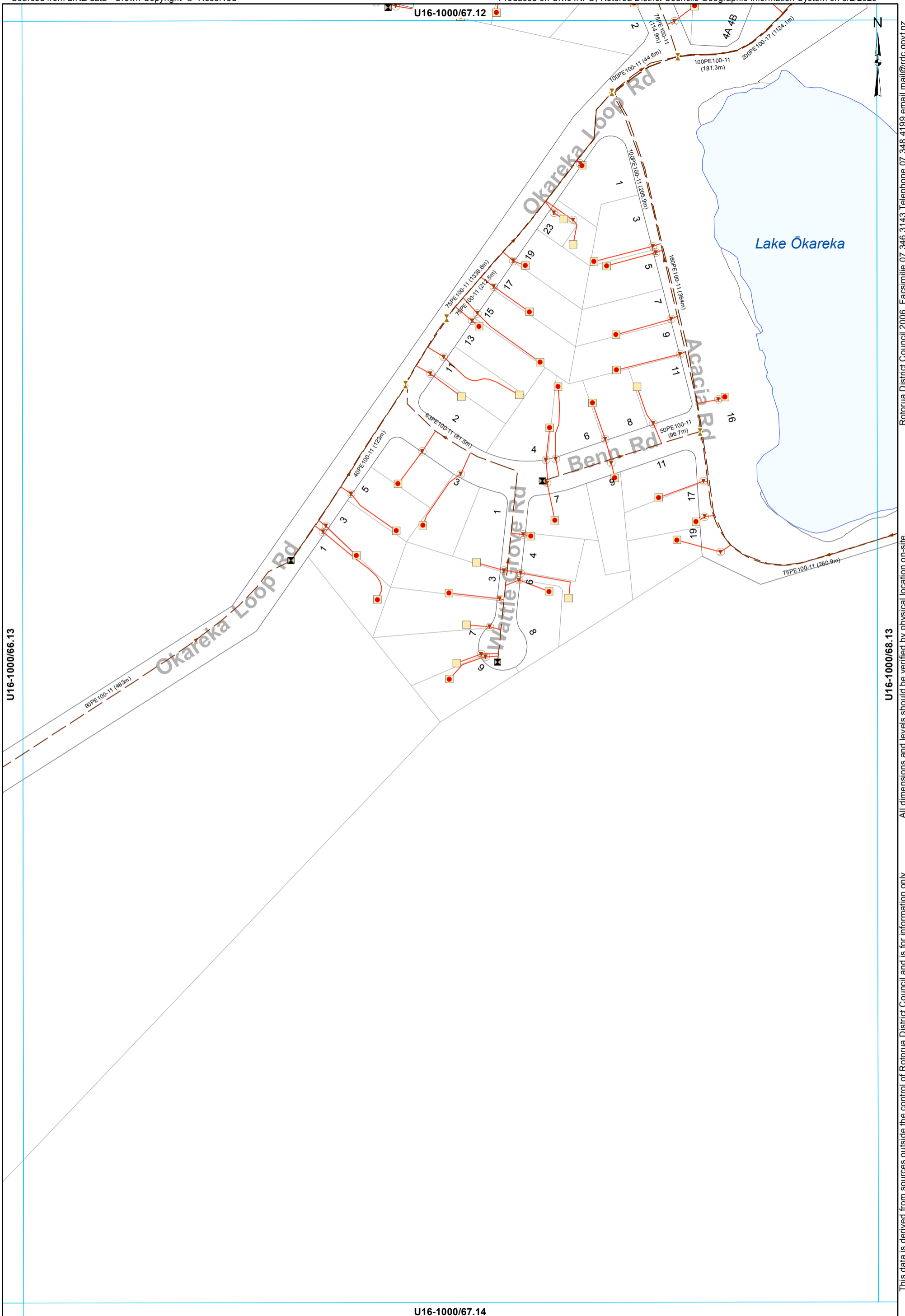
U16-1000/66.14

-  Air Valve
-  - Low Pressure Main
-  Isolating Valve

WASTEWATER SERVICES
1:2000 @ A3 - (U16-1000/66.13)



This data is derived from sources outside the control of Rotorua District Council and is for information only. All dimensions and levels should be verified by physical location on-site. Rotorua District Council 2006. Facsimile 07 346 3143 Telephone 07 348 4199 email mail@rdc.govt.nz



U16-1000/66.13

U16-1000/68.13

U16-1000/67.14

- Grinder Pump Chamber
- LP Grinder Pump
- Boundary Assembly
- Clean Out Point
- Isolating Valve
- Low Pressure Main
- Unknown Service Line
- LPGP Service Line

WASTEWATER SERVICES
1:2000 @ A3 - (U16-1000/67.13)

This data is derived from sources outside the control of Rotorua District Council and is for information only

Rotorua District Council 2006. Facsimile 07 346 3143 Telephone 07 348 4199 email mail@rdc.govt.nz

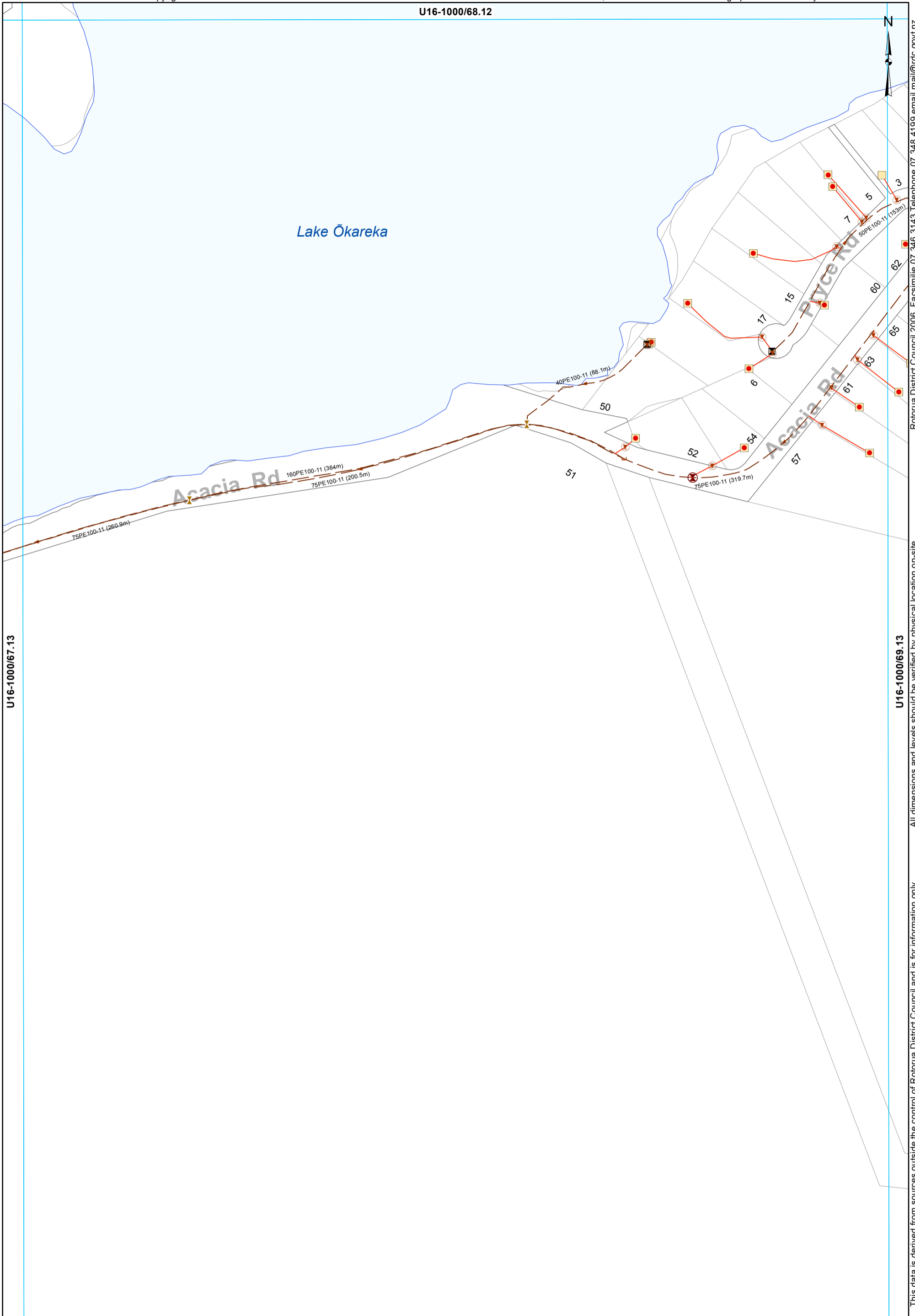
U16-1000/68.12



Lake Ōkareka

U16-1000/67.13

U16-1000/69.13



Rotorua District Council 2006. Facsimile 07 346 3143 Telephone 07 348 4199 email mail@rdc.govt.nz

All dimensions and levels should be verified by physical location on-site.

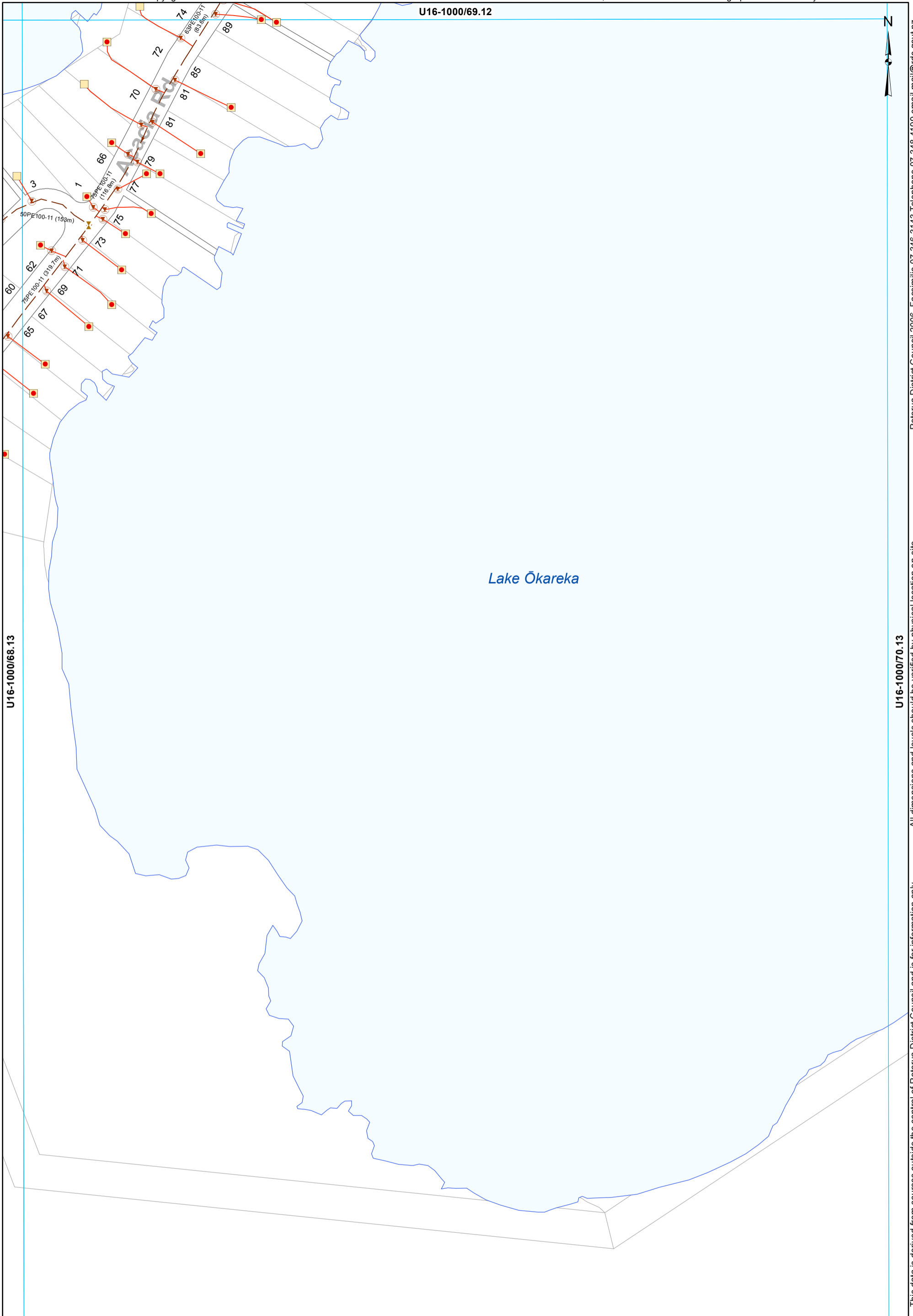
This data is derived from sources outside the control of Rotorua District Council and is for information only

U16-1000/68.14

- Grinder Pump Chamber
- LP Grinder Pump
- End of line - Capped end
- X Air Valve
- △ Boundary Assembly
- X Clean Out Point
- Isolating Valve
- Low Pressure Main
- LPGP Service Line

WASTEWATER SERVICES
1:2000 @ A3 - (U16-1000/68.13)

U16-1000/69.12









Lake Ōkareka

U16-1000/68.13

U16-1000/70.13

U16-1000/69.14

-  Grinder Pump Chamber
-  LP Grinder Pump
-  Boundary Assembly
-  Isolating Valve
-  Low Pressure Main
-  LPGP Service Line

WASTEWATER SERVICES
1:2000 @ A3 - (U16-1000/69.13)

This data is derived from sources outside the control of Rotorua District Council and is for information only

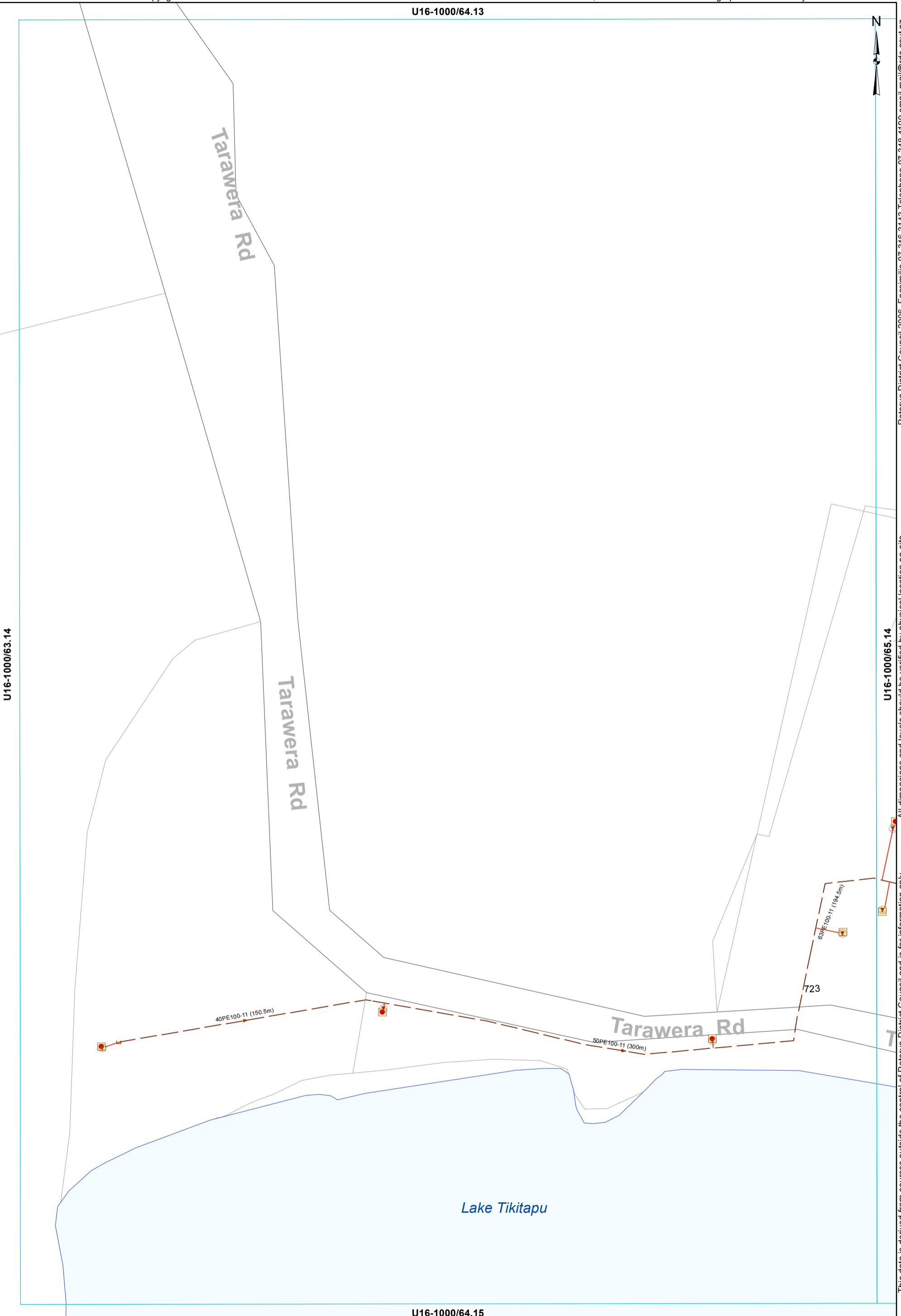
Rotorua District Council 2006. Facsimile 07 346 3143 Telephone 07 348 4199 email mail@rdc.govt.nz

U16-1000/64.13



U16-1000/63.14

U16-1000/65.14



This data is derived from sources outside the control of Rotorua District Council and is for information only. All dimensions and levels should be verified by physical location on-site.

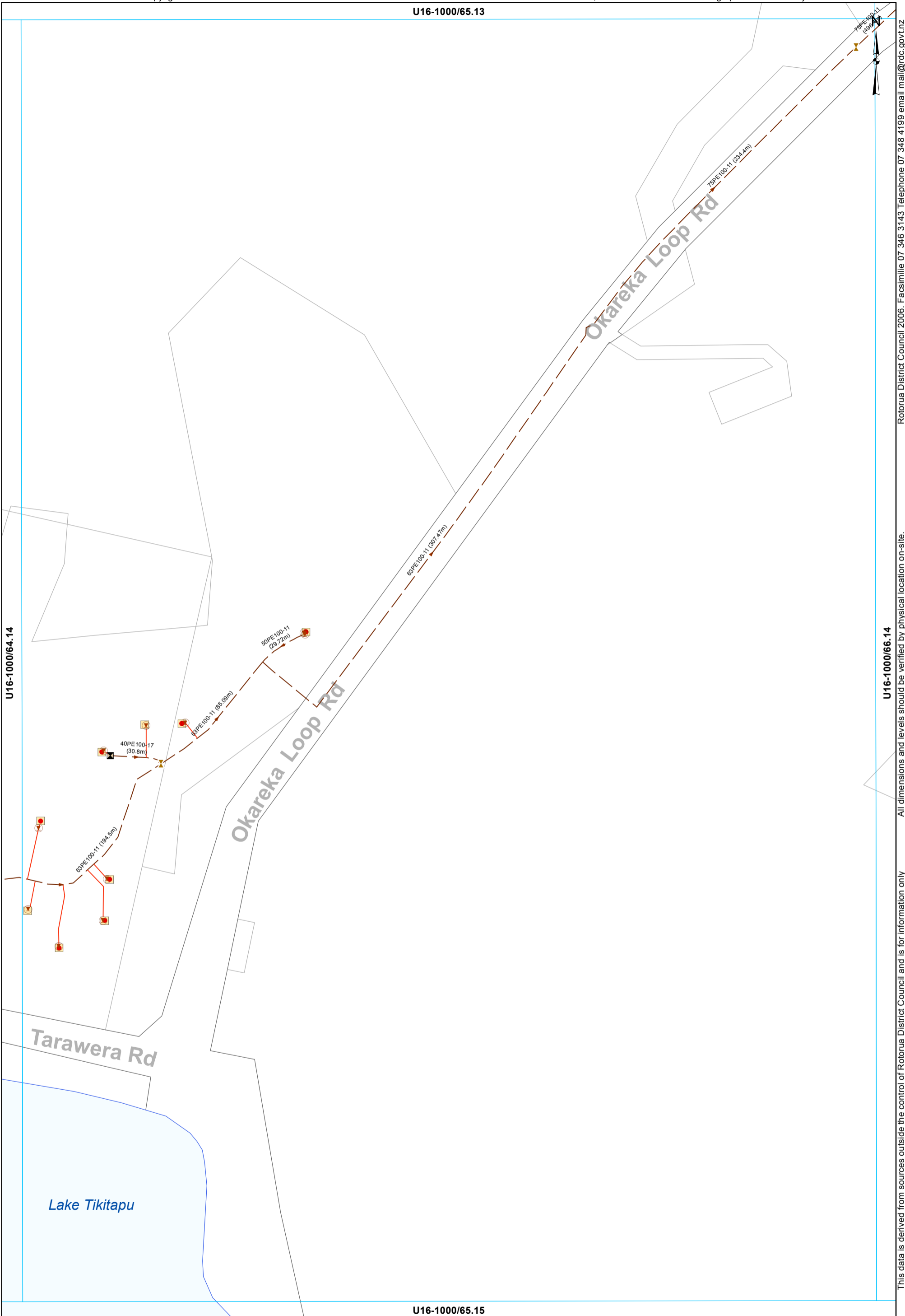
Rotorua District Council 2006. Facsimile 07 346 3143 Telephone 07 348 4199 email mail@rdc.govt.nz

- Grinder Pump Chamber
- LP Grinder Pump
- End of line - Capped end
- Boundary Assembly
- Low Pressure Main
- LPGP Service Line

U16-1000/64.15

WASTEWATER SERVICES
1:2000 @ A3 - (U16-1000/64.14)

U16-1000/65.13



U16-1000/64.14

U16-1000/66.14

U16-1000/65.15

- Grinder Pump Chamber
- LP Grinder Pump
- Boundary Assembly
- Clean Out Point
- Isolating Valve
- Low Pressure Main
- LPGP Service Line

WASTEWATER SERVICES
1:2000 @ A3 - (U16-1000/65.14)

This data is derived from sources outside the control of Rotorua District Council and is for information only

Rotorua District Council 2006. Facsimile 07 346 3143 Telephone 07 348 4199 email mail@rdc.govt.nz

U16-1000/66.13



75°E/100.11 (496.4m)

U16-1000/65.14

U16-1000/67.14

U16-1000/66.15

✦ Isolating Valve → - Low Pressure Main

WASTEWATER SERVICES
1:2000 @ A3 - (U16-1000/66.14)