

Waste Water Asbuilt Sheet Index  
OKERE\_FALLS/OTARAMARAE

Date: 5/2/2023

G:\update\Asbuilt\10.1\ww\_index.mxd



U15-1000/71.27



U15-1000/70.28

U15-1000/72.28

U15-1000/71.29

— Rising main

**WASTEWATER SERVICES**  
1:2000 @ A3 - (U15-1000/71.28)

**State Hwy 33**  
10000 100.1 13.6 (0.02 0.3m)

This data is derived from sources outside the control of Rotorua District Council and is for information only

All dimensions and levels should be verified by physical location on-site.

Rotorua District Council 2006. Facsimile 07 346 3143 Telephone 07 348 4199 email mail@rdc.govt.nz

U15-1000/71.27



Rotorua District Council 2006. Facsimile 07 346 3143 Telephone 07 348 4199 email mail@rdc.govt.nz

U15-1000/70.28

U15-1000/72.28

All dimensions and levels should be verified by physical location on-site.

This data is derived from sources outside the control of Rotorua District Council and is for information only

— Rising main

U15-1000/71.29

WASTEWATER SERVICES  
1:2000 @ A3 - (U15-1000/71.28)

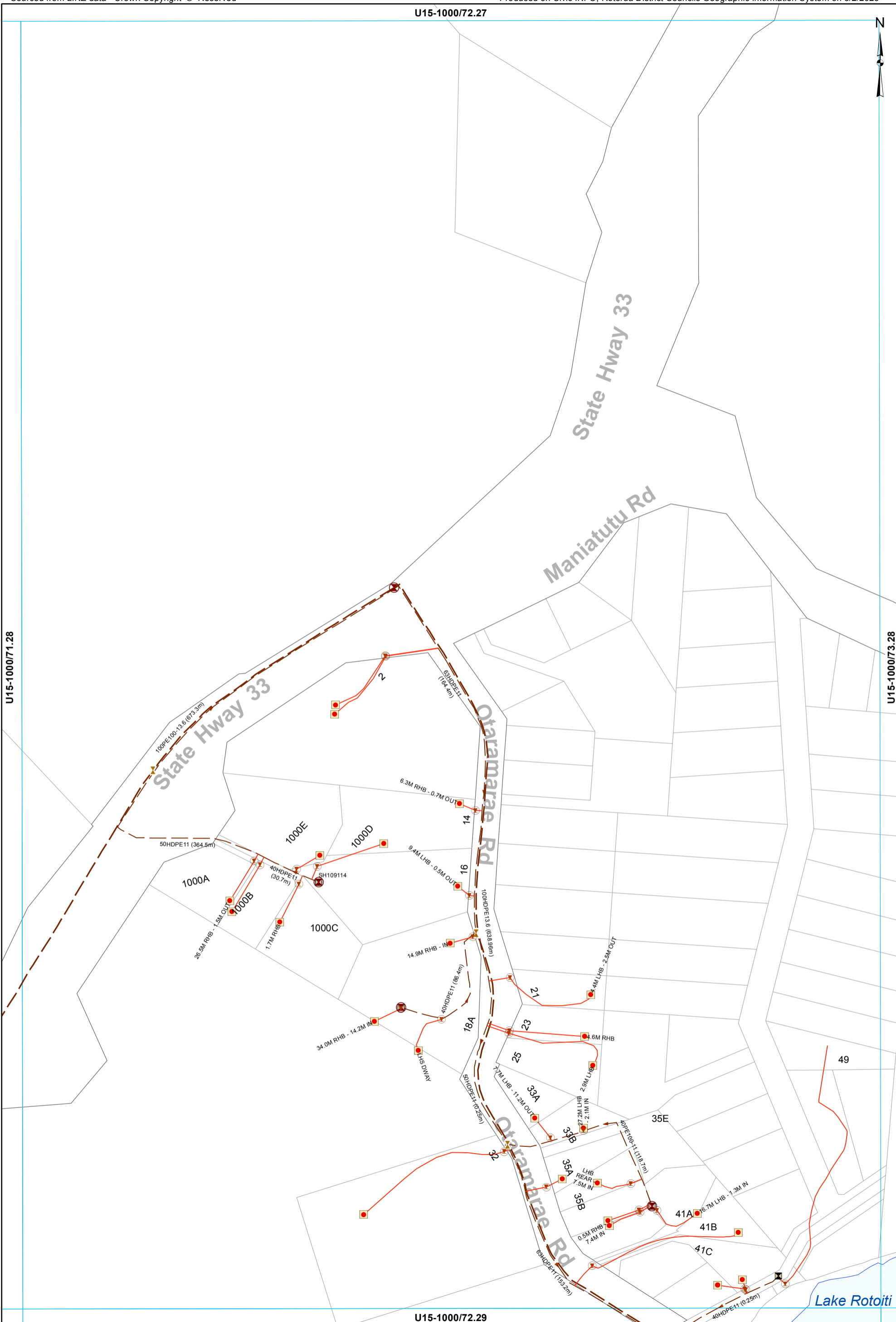
State Hwy 33  
100ppm 1.5.8 (R23 3/17)

U15-1000/72.27



U15-1000/71.28

U15-1000/73.28

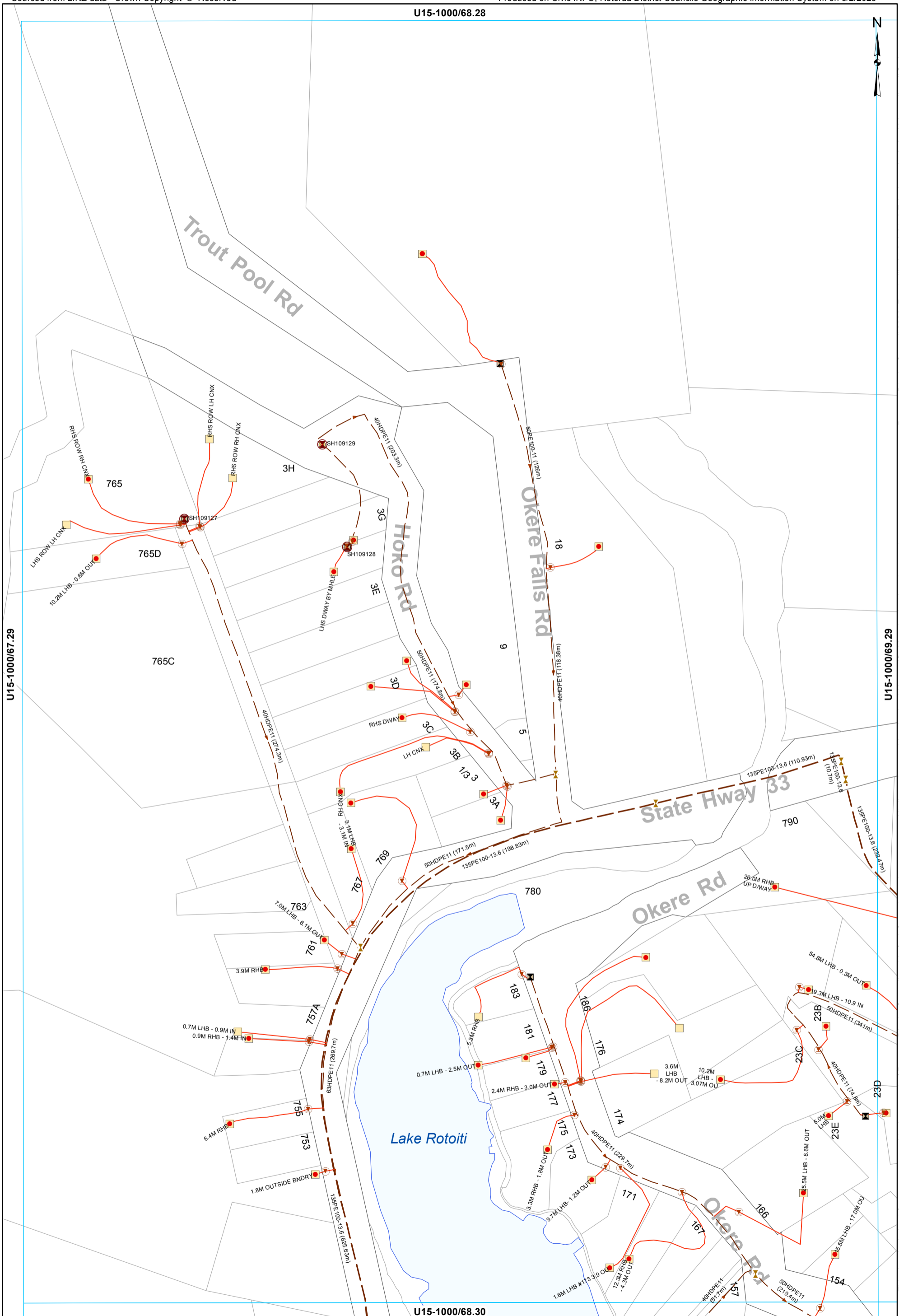


- Manhole
- Grinder Pump Chamber
- LP Grinder Pump
- Air Valve
- Boundary Assembly
- Clean Out Point
- Isolating Valve
- Low Pressure Main
- Rising main
- LPGP Service Line

**WASTEWATER SERVICES**  
**1:2000 @ A3 - (U15-1000/72.28)**

This data is derived from sources outside the control of Rotorua District Council and is for information only. All dimensions and levels should be verified by physical location on-site. Rotorua District Council 2006. Facsimile 07 346 3143 Telephone 07 348 4199 email mail@rdc.govt.nz

U15-1000/68.28



U15-1000/67.29

U15-1000/69.29

U15-1000/68.30

- Manhole
- Grinder Pump Chamber
- LP Grinder Pump
- Air Valve
- Boundary Assembly
- Clean Out Point
- Isolating Valve
- Low Pressure Main
- Rising main
- LPGP Service Line

**WASTEWATER SERVICES**  
1:2000 @ A3 - (U15-1000/68.29)

This data is derived from sources outside the control of Rotorua District Council and is for information only

All dimensions and levels should be verified by physical location on-site.

Rotorua District Council 2006. Facsimile 07 346 3143 Telephone 07 348 4199 email mail@rdc.govt.nz

U15-1000/69.28



Rotorua District Council 2006. Facsimile 07 346 3143 Telephone 07 348 4199 email mail@rdc.govt.nz

U15-1000/68.29

U15-1000/70.29

811A

811

State Hway 33











State Hway 33

Taheke Rd

Taheke Rd

Malvern Rd

U15-1000/69.30

-  Manhole
-  Grinder Pump Chamber
-  LP Grinder Pump
-  Air Valve
-  Boundary Assembly
-  Clean Out Point
-  Isolating Valve
-  Low Pressure Main
-  Rising main
-  LPGP Service Line

**WASTEWATER SERVICES**  
**1:2000 @ A3 - (U15-1000/69.29)**

This data is derived from sources outside the control of Rotorua District Council and is for information only

All dimensions and levels should be verified by physical location on-site.

U15-1000/70.28



U15-1000/69.29

U15-1000/71.29

State Hwy 33

State Hwy 33










Okere Rd

905

33

15

U15-1000/70.30

-  Grinder Pump Chamber
-  LP Grinder Pump
-  Air Valve
-  Boundary Assembly
-  Clean Out Point
-  Isolating Valve
-  Low Pressure Main
-  Rising main
-  LPGP Service Line

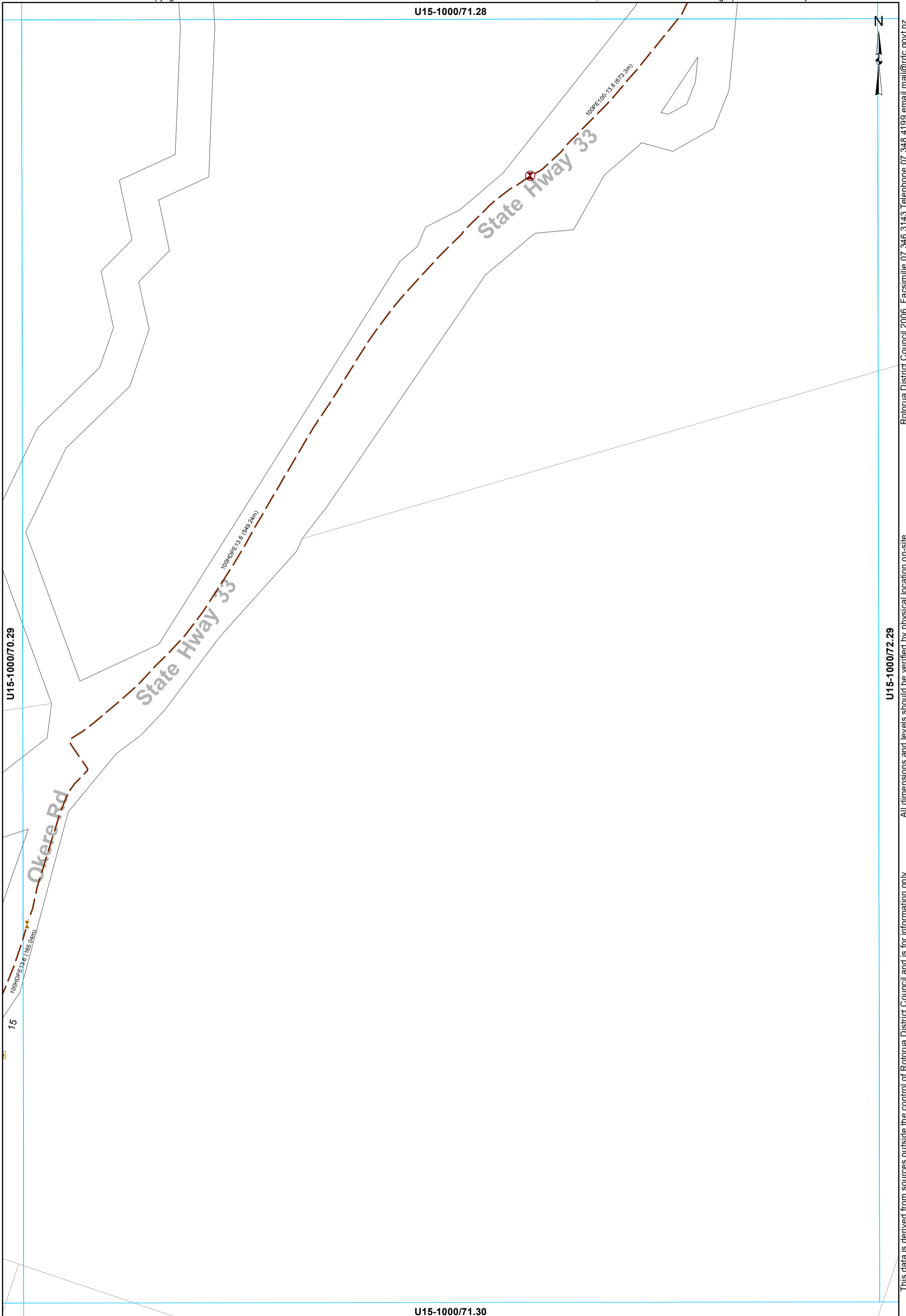
**WASTEWATER SERVICES**  
**1:2000 @ A3 - (U15-1000/70.29)**

This data is derived from sources outside the control of Rotorua District Council and is for information only

Rotorua District Council 2006. Facsimile 07 346 3143 Telephone 07 348 4199 email mail@rdc.govt.nz



U15-1000/71.28



- Grinder Pump Chamber
- LP Grinder Pump
- Air Valve
- Isolating Valve
- Rising main

**WASTEWATER SERVICES**  
1:2000 @ A3 - (U15-1000/71.29)



U15-1000/72.28

Lake Rotoiti

Rotorua District Council 2006. Facsimile 07 346 3143 Telephone 07 348 4199 email mail@rdc.govt.nz

U15-1000/71.29

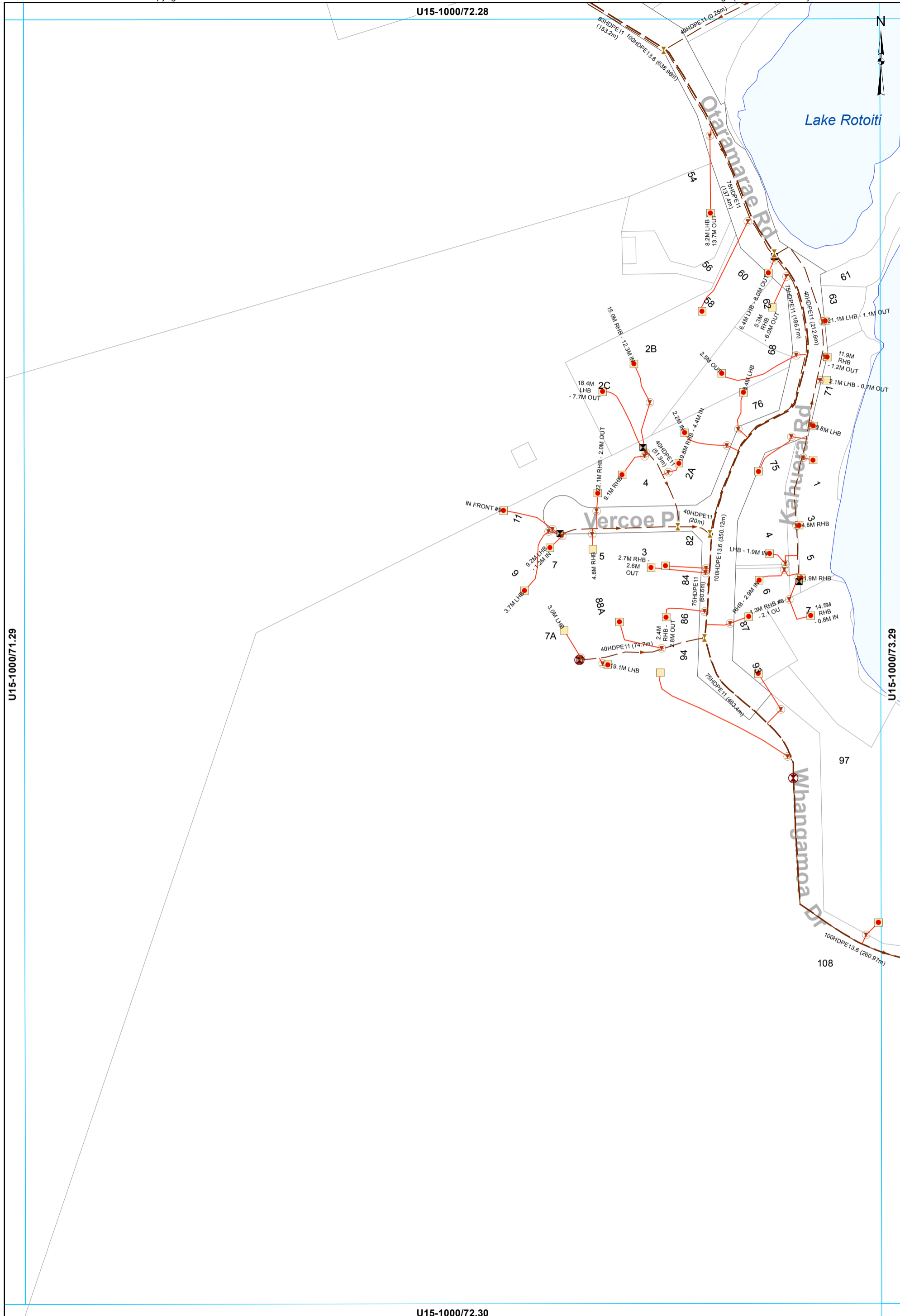
U15-1000/73.29

U15-1000/72.30

- Grinder Pump Chamber
- LP Grinder Pump
- Air Valve
- Boundary Assembly
- Clean Out Point
- Isolating Valve
- Low Pressure Main
- Rising main
- LPGP Service Line

**WASTEWATER SERVICES**  
1:2000 @ A3 - (U15-1000/72.29)

This data is derived from sources outside the control of Rotorua District Council and is for information only. All dimensions and levels should be verified by physical location on-site.



U15-1000/73.28

80E

80D

80C

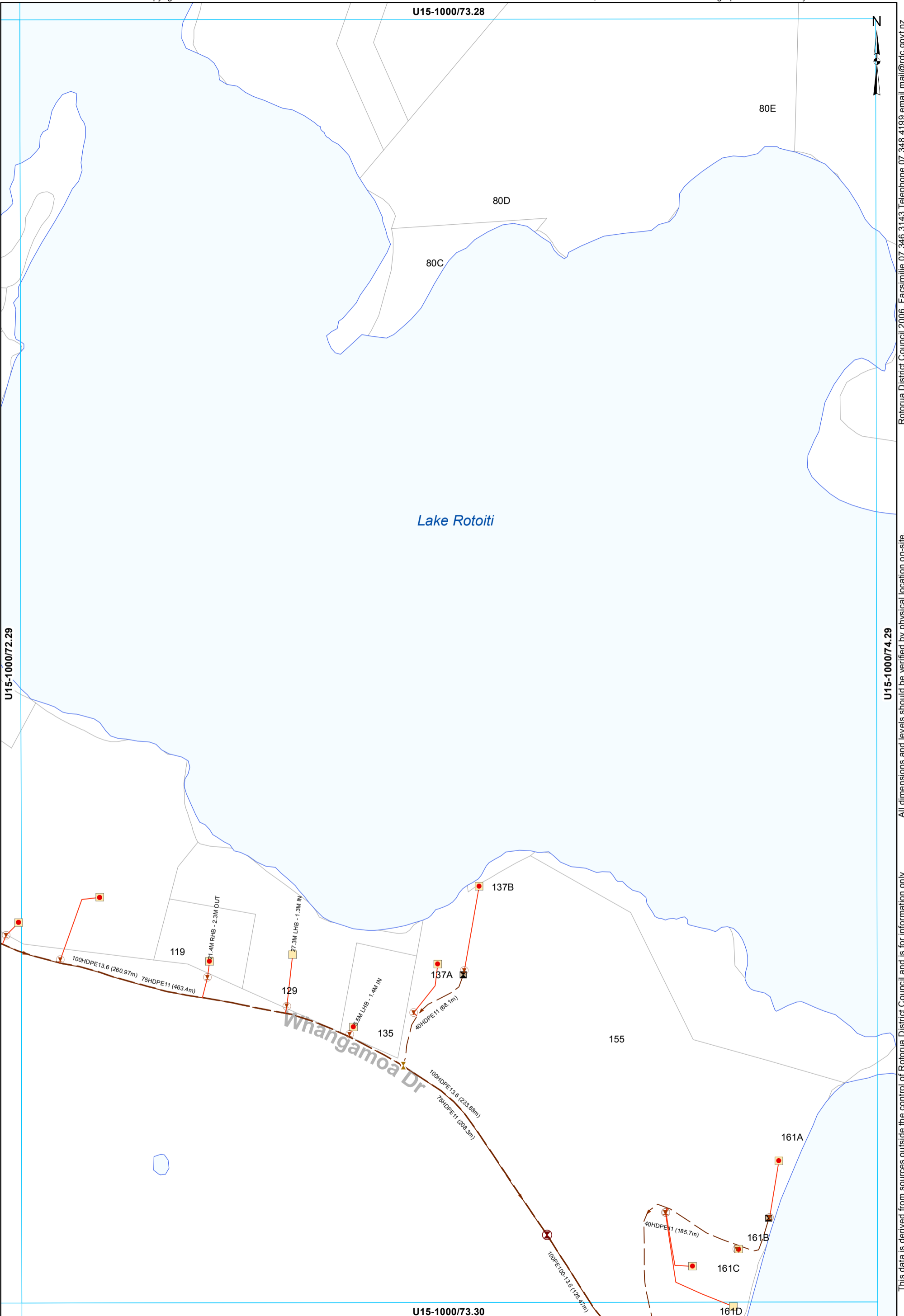
Lake Rotoiti

U15-1000/72.29

U15-1000/74.29

This data is derived from sources outside the control of Rotorua District Council and is for information only

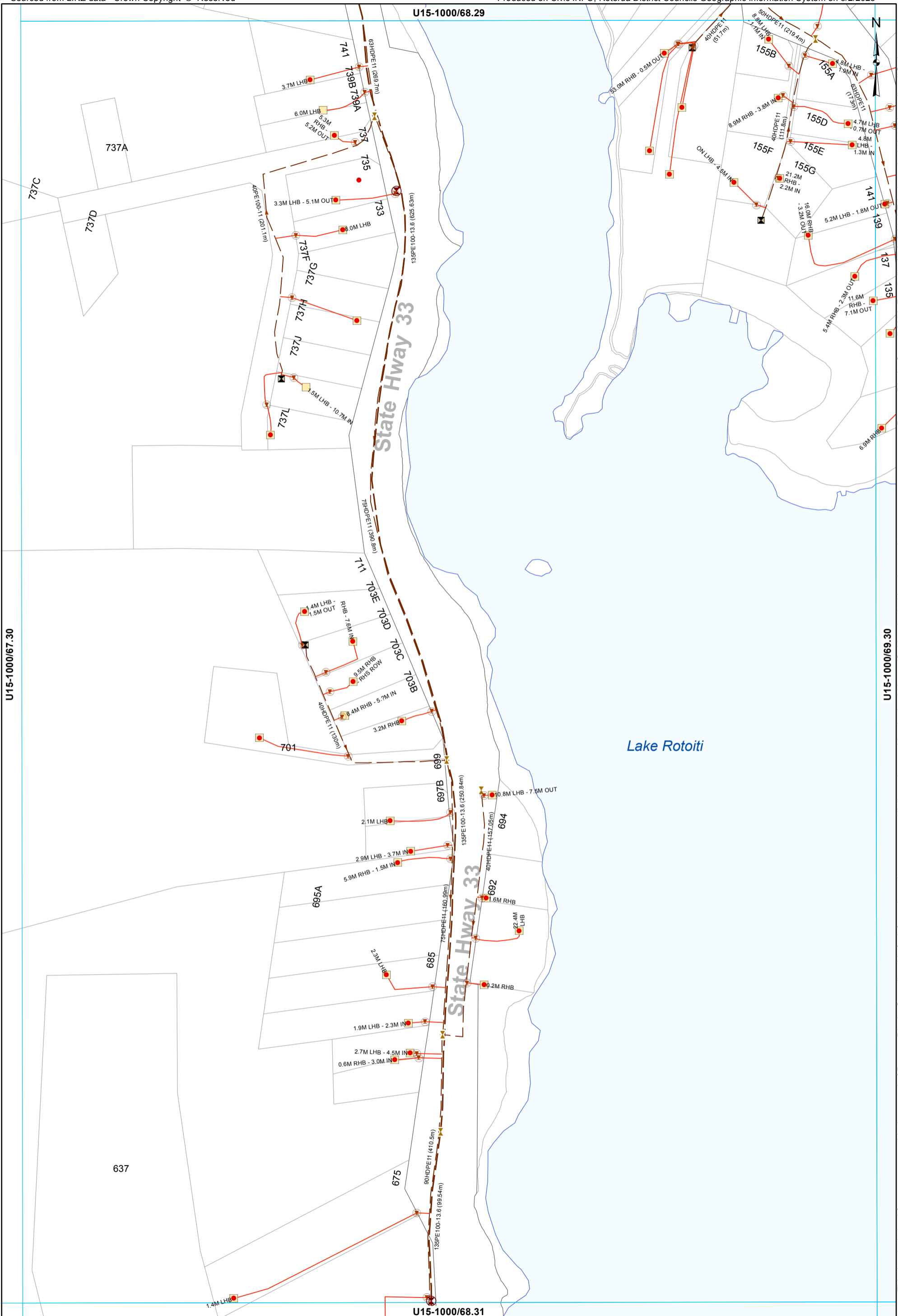
Rotorua District Council 2006. Facsimile 07 346 3143 Telephone 07 348 4199 email mail@rdc.govt.nz



- Grinder Pump Chamber
- LP Grinder Pump
- Air Valve
- Boundary Assembly
- Clean Out Point
- Isolating Valve
- Low Pressure Main
- Rising main
- LPGP Service Line

**WASTEWATER SERVICES**  
1:2000 @ A3 - (U15-1000/73.29)

U15-1000/68.29



U15-1000/67.30

U15-1000/69.30

This data is derived from sources outside the control of Rotorua District Council and is for information only

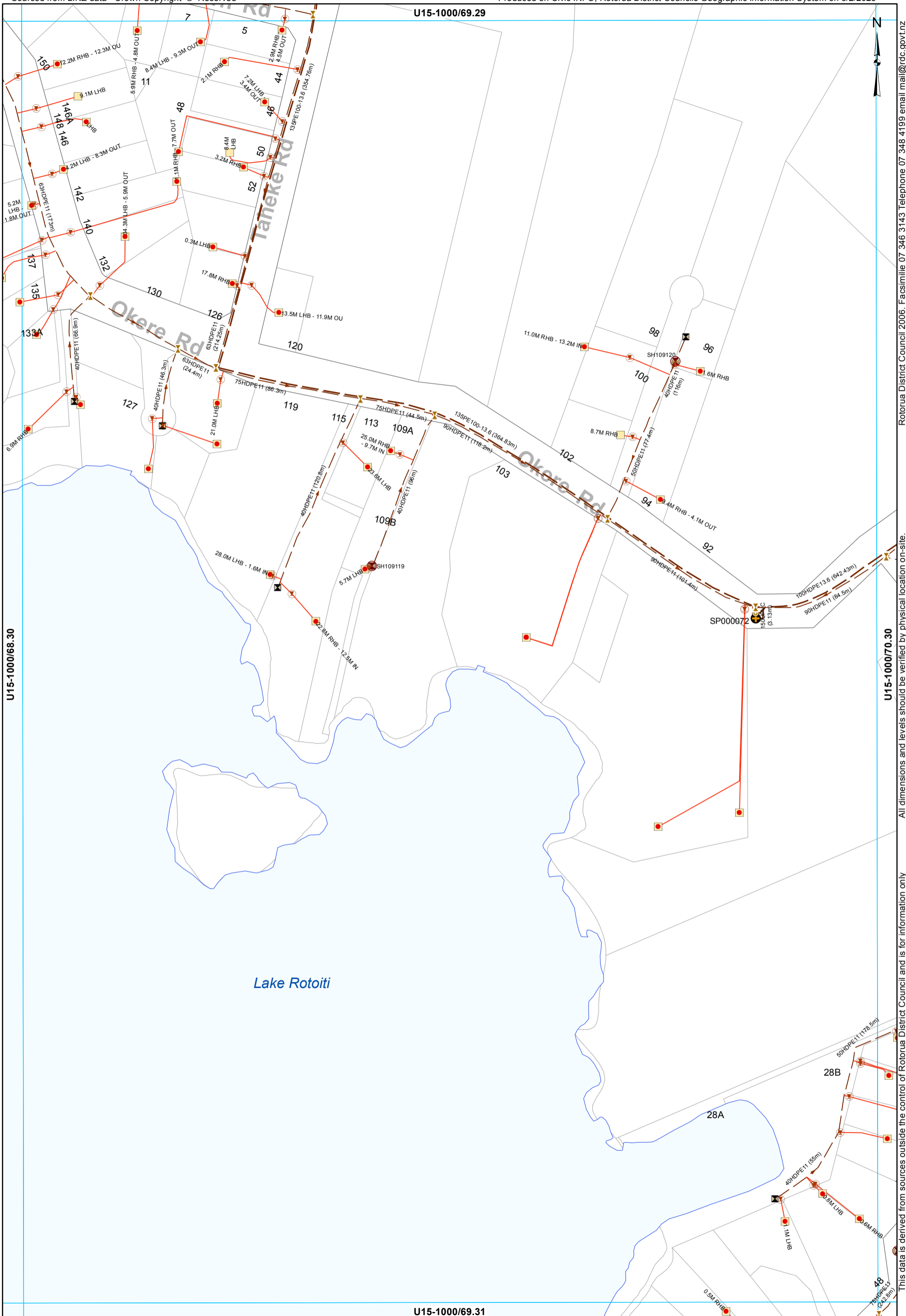
All dimensions and levels should be verified by physical location on-site.

Rotorua District Council 2006. Facsimile 07 346 3143 Telephone 07 348 4199 email mail@rdc.govt.nz

- Grinder Pump Chamber
- LP Grinder Pump
- Air Valve
- Boundary Assembly
- Clean Out Point
- Isolating Valve
- Low Pressure Main
- Rising main
- LPGP Service Line

**WASTEWATER SERVICES**  
1:2000 @ A3 - (U15-1000/68.30)

U15-1000/68.31

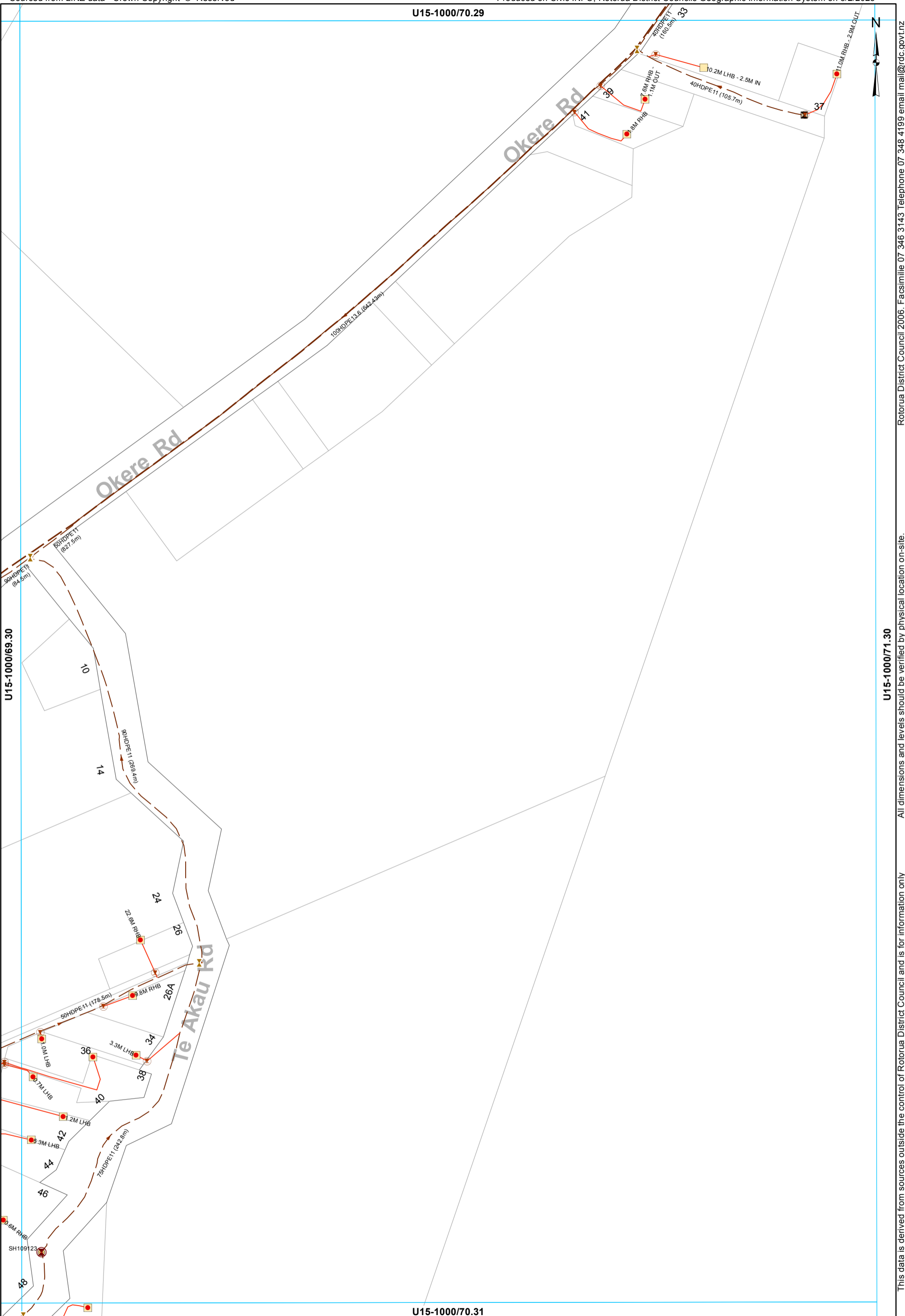


All dimensions and levels should be verified by physical location on-site. Rotorua District Council 2006. Facsimile 07 346 3143 Telephone 07 348 4199 email mail@rdc.govt.nz

- Manhole
- Pump Station
- Grinder Pump Chamber
- LP Grinder Pump
- ⊗ Air Valve
- ⊕ Boundary Assembly
- Clean Out Point
- ▲ Isolating Valve
- Low Pressure Main
- Main line
- Rising main
- LPGP Service Line

**WASTEWATER SERVICES**  
**1:2000 @ A3 - (U15-1000/69.30)**

U15-1000/70.29



U15-1000/69.30

U15-1000/71.30

U15-1000/70.31

- Manhole
- Grinder Pump Chamber
- LP Grinder Pump
- Air Valve
- Boundary Assembly
- Clean Out Point
- Isolating Valve
- Low Pressure Main
- Rising main
- LPGP Service Line

**WASTEWATER SERVICES**  
**1:2000 @ A3 - (U15-1000/70.30)**

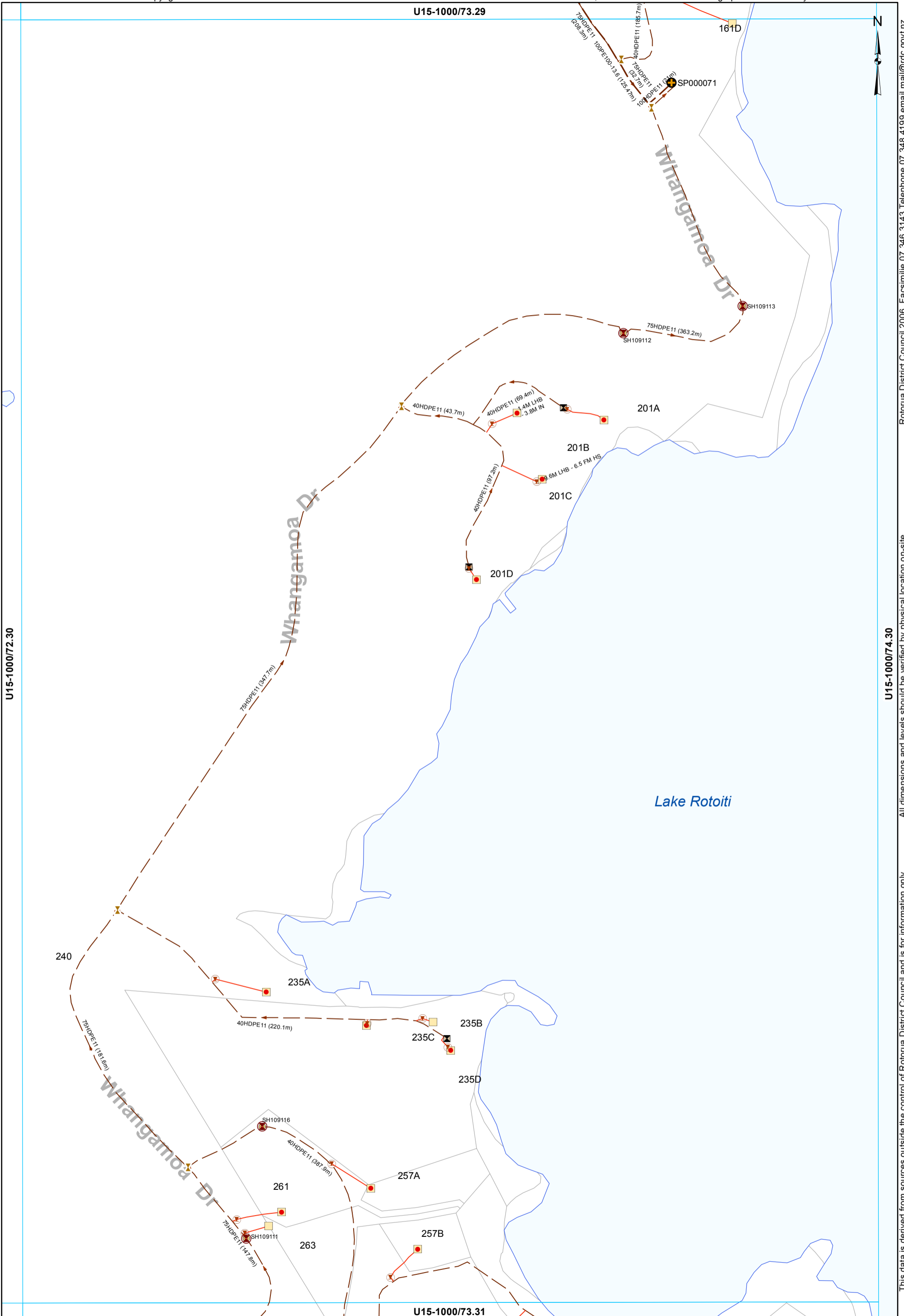


U15-1000/73.29

U15-1000/72.30

U15-1000/74.30

U15-1000/73.31



- Manhole
- ⊕ Pump Station
- Grinder Pump Chamber
- LP Grinder Pump
- ⊗ Air Valve
- ⊠ Boundary Assembly
- ⊠ Clean Out Point
- ⊠ Isolating Valve
- Low Pressure Main
- Rising main
- LPGP Service Line

**WASTEWATER SERVICES**  
**1:2000 @ A3 - (U15-1000/73.30)**

U15-1000/67.30



U15-1000/66.31




U15-1000/68.31

All dimensions and levels should be verified by physical location on-site.

This data is derived from sources outside the control of Rotorua District Council and is for information only

Rotorua District Council 2006. Facsimile 07 346 3143 Telephone 07 348 4199 email mail@rdc.govt.nz

U15-1000/67.32

-  Isolating Valve
-  - Low Pressure Main
-  - Rising main

State Hwy 33

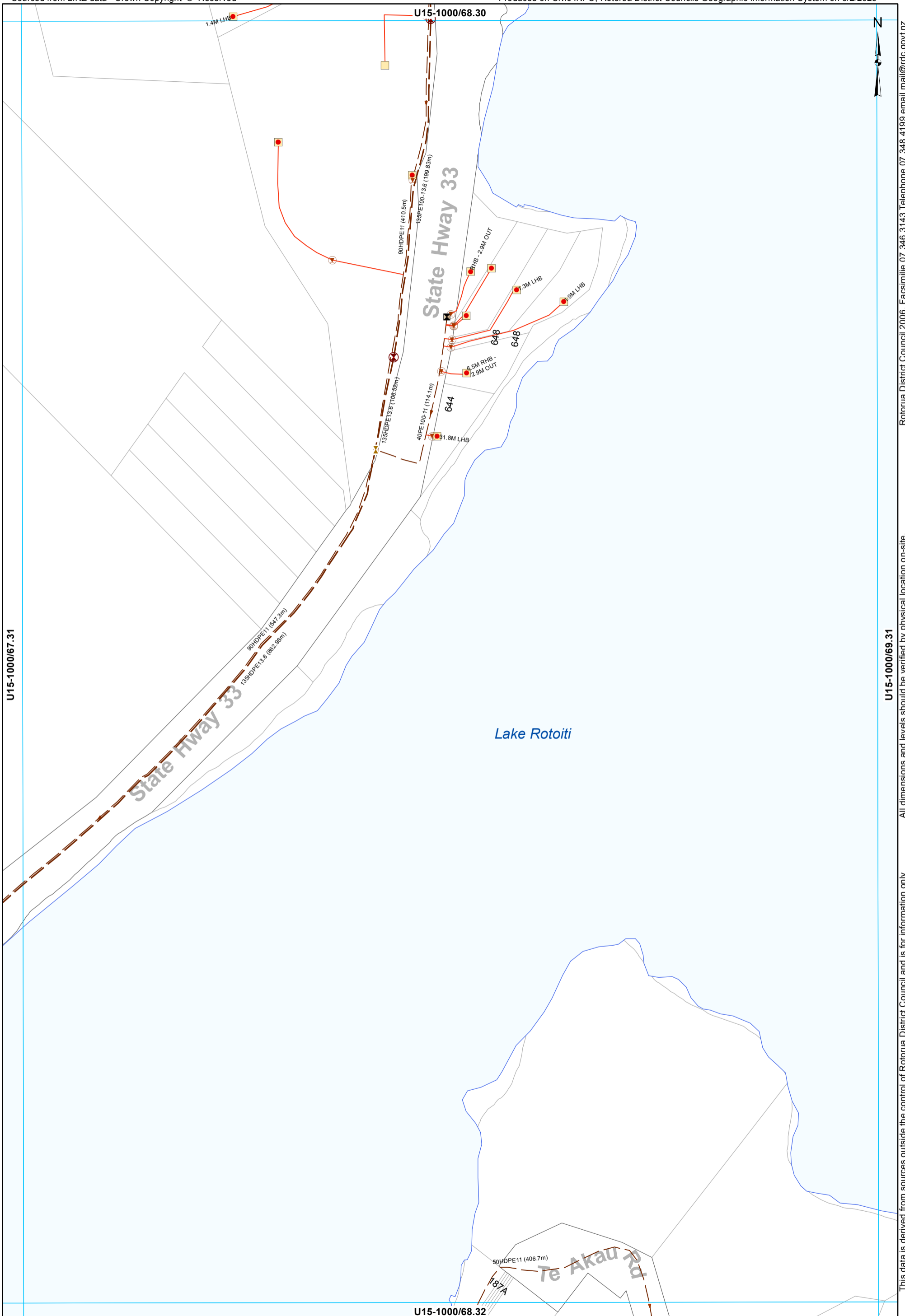
Lake Rotoiti

90kDPE11 (830.4m)

138kDPE13.6 (862.95m)

90kDPE11 (847.3m)





U15-1000/67.31

U15-1000/69.31

- Grinder Pump Chamber
- LP Grinder Pump
- Air Valve
- Boundary Assembly
- Clean Out Point
- Isolating Valve
- Low Pressure Main
- Rising main
- LPGP Service Line

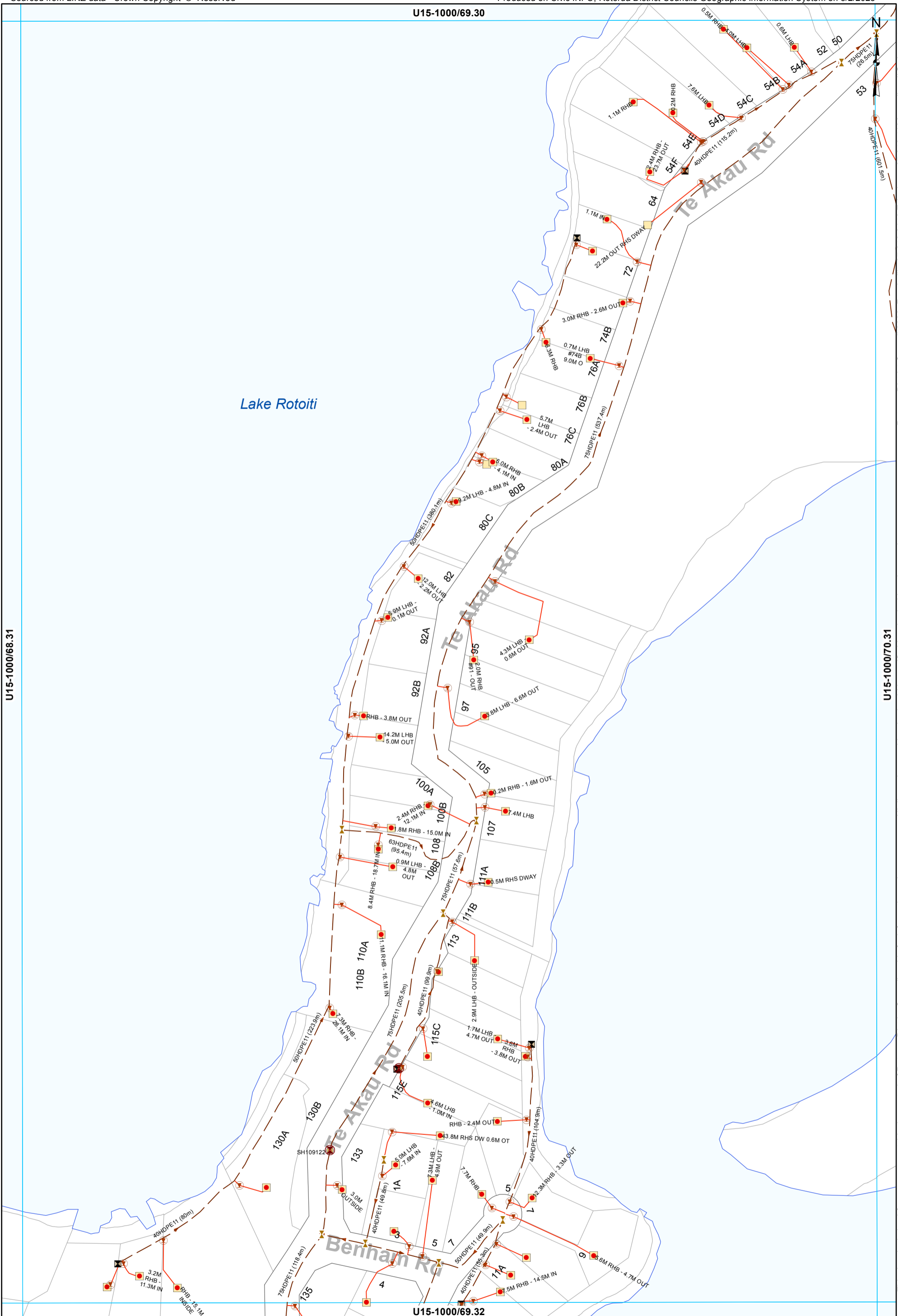
**WASTEWATER SERVICES**  
**1:2000 @ A3 - (U15-1000/68.31)**

This data is derived from sources outside the control of Rotorua District Council and is for information only

Rotorua District Council 2006. Facsimilie 07 346 3143 Telephone 07 348 4199 email mail@rdc.govt.nz

U15-1000/69.30

U15-1000/69.32



U15-1000/68.31

U15-1000/70.31

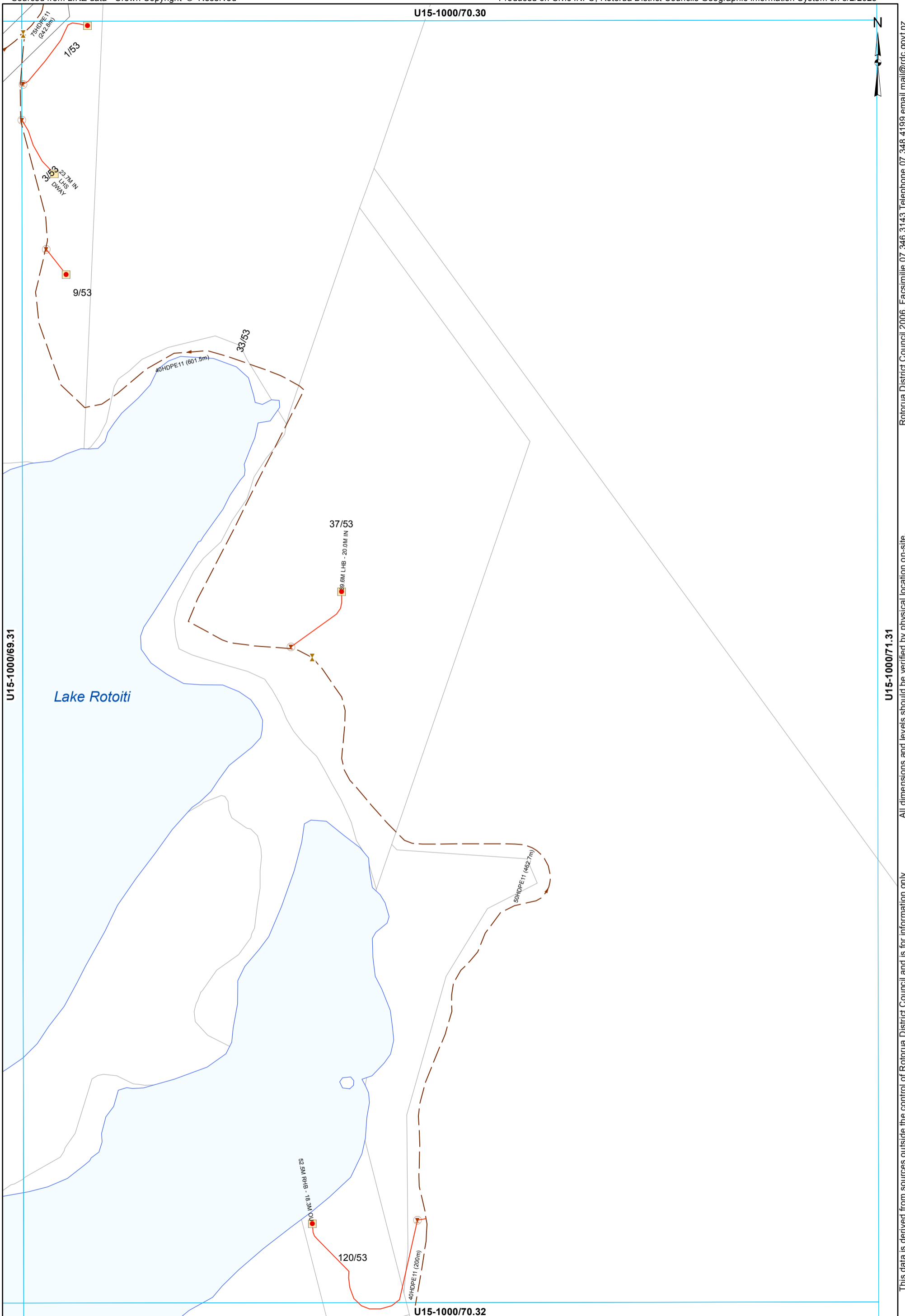
- Manhole
- Grinder Pump Chamber
- LP Grinder Pump
- ⊗ Air Valve
- ⊠ Boundary Assembly
- ⊠ Clean Out Point
- ⊠ Isolating Valve
- Low Pressure Main
- LPGP Service Line

**WASTEWATER SERVICES**  
1:2000 @ A3 - (U15-1000/69.31)

This data is derived from sources outside the control of Rotorua District Council and is for information only

All dimensions and levels should be verified by physical location on-site.

Rotorua District Council 2006. Facsimile 07 346 3143 Telephone 07 348 4199 email mail@rdc.govt.nz



- Grinder Pump Chamber
- LP Grinder Pump
- Boundary Assembly
- Isolating Valve
- Low Pressure Main
- LPGP Service Line

**WASTEWATER SERVICES**  
**1:2000 @ A3 - (U15-1000/70.31)**

This data is derived from sources outside the control of Rotorua District Council and is for information only

Rotorua District Council 2006. Facsimile 07 346 3143 Telephone 07 348 4199 email mail@rdc.govt.nz

U15-1000/72.30












U15-1000/71.31

U15-1000/73.31

326

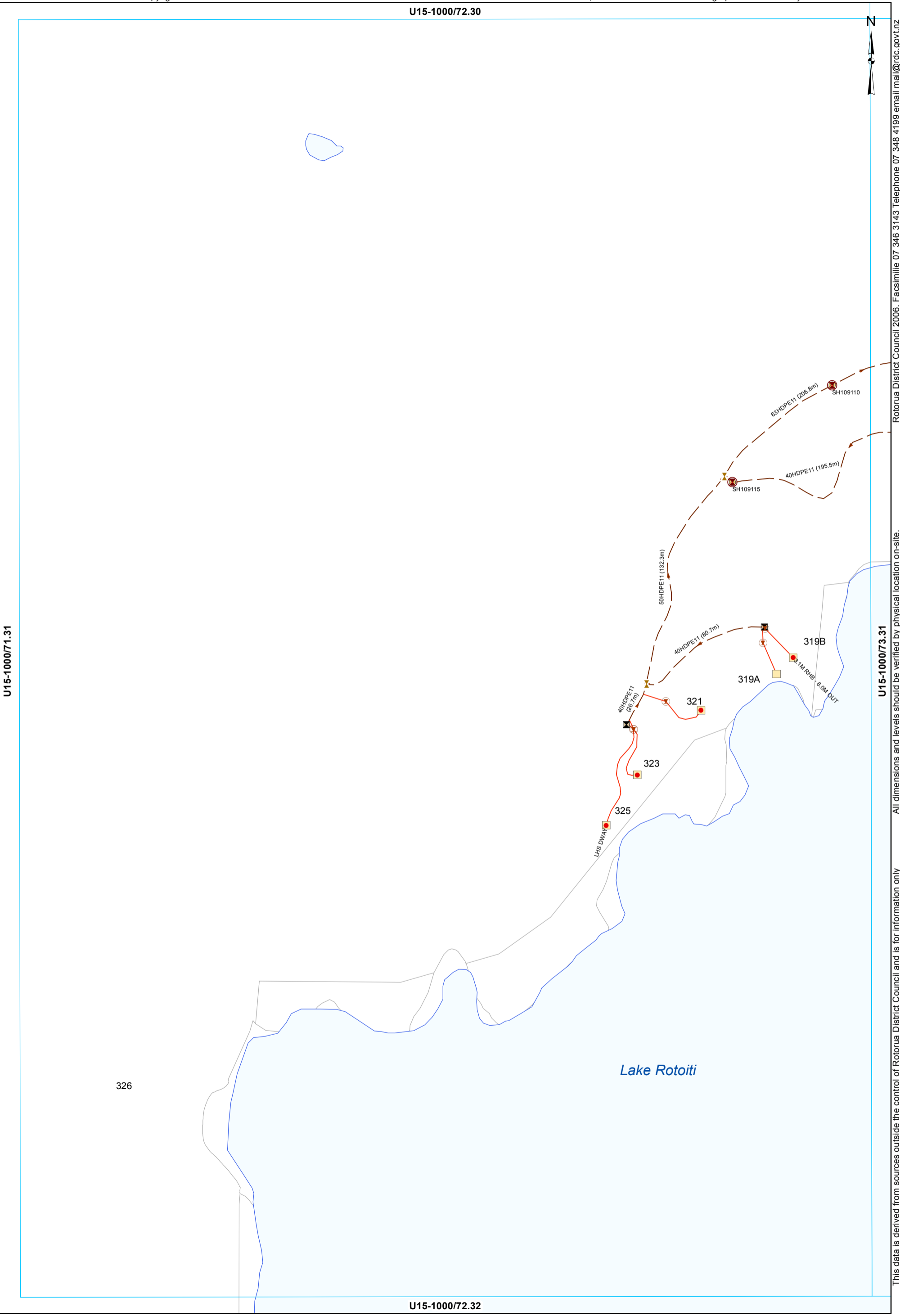
Lake Rotoiti

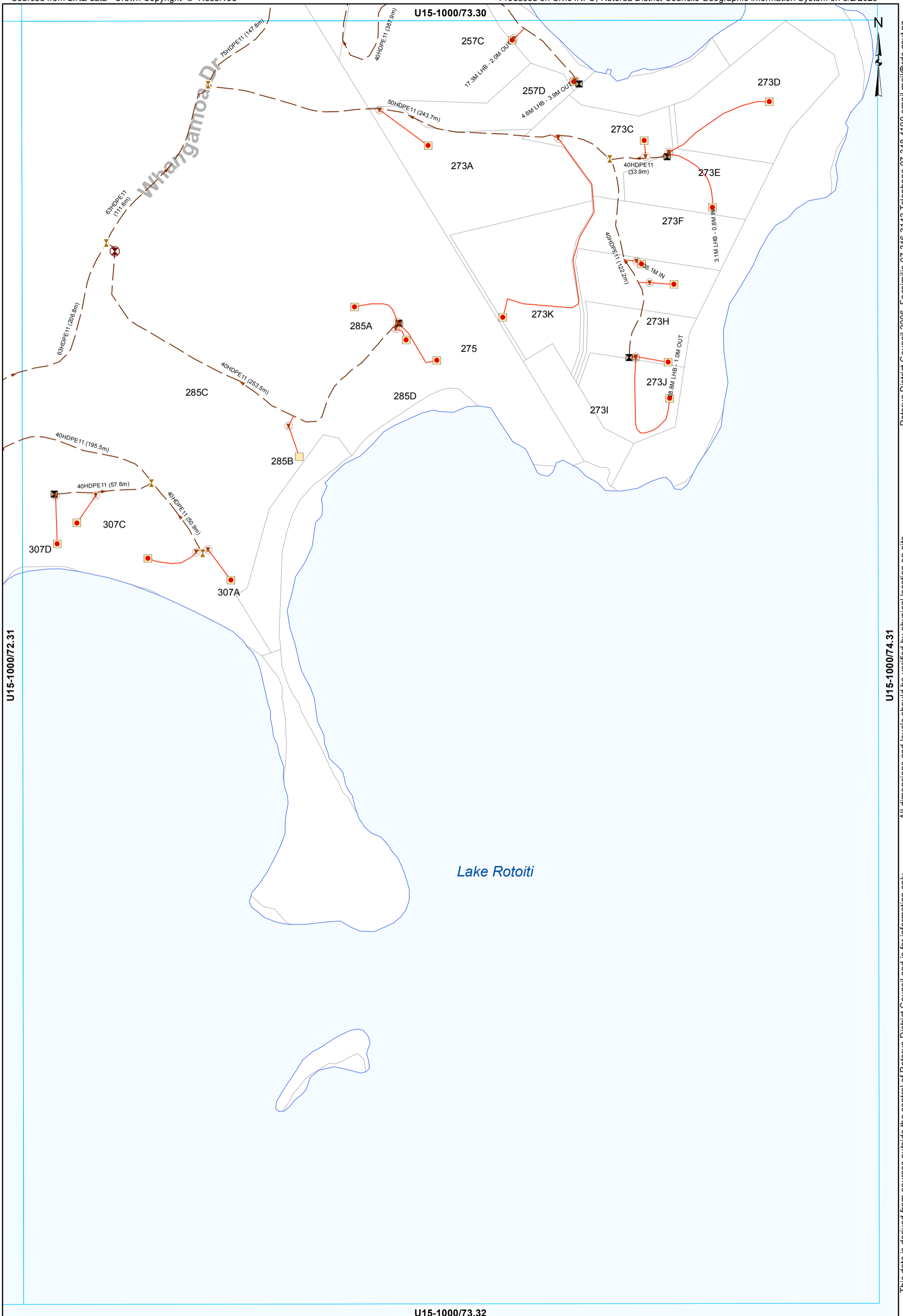
U15-1000/72.32

-  Manhole
-  Grinder Pump Chamber
-  LP Grinder Pump
-  Air Valve
-  Boundary Assembly
-  Clean Out Point
-  Isolating Valve
-  Low Pressure Main
-  LPGP Service Line

**WASTEWATER SERVICES**  
1:2000 @ A3 - (U15-1000/72.31)

Rotorua District Council 2006. Facsimile 07 346 3143 Telephone 07 348 4199 email mail@rdc.govt.nz  
All dimensions and levels should be verified by physical location on-site.  
This data is derived from sources outside the control of Rotorua District Council and is for information only





U15-1000/72.31

U15-1000/74.31

U15-1000/73.32

- Grinder Pump Chamber
- LP Grinder Pump
- Air Valve
- Boundary Assembly
- Clean Out Point
- Isolating Valve
- Low Pressure Main
- LGP Service Line

**WASTEWATER SERVICES**  
1:2000 @ A3 - (U15-1000/73.31)

This data is derived from sources outside the control of Rotorua District Council and is for information only

Rotorua District Council 2006. Facsimile 07 346 3143 Telephone 07 348 4199 email mail@rdc.govt.nz

U15-1000/65.31

U15-1000/64.32

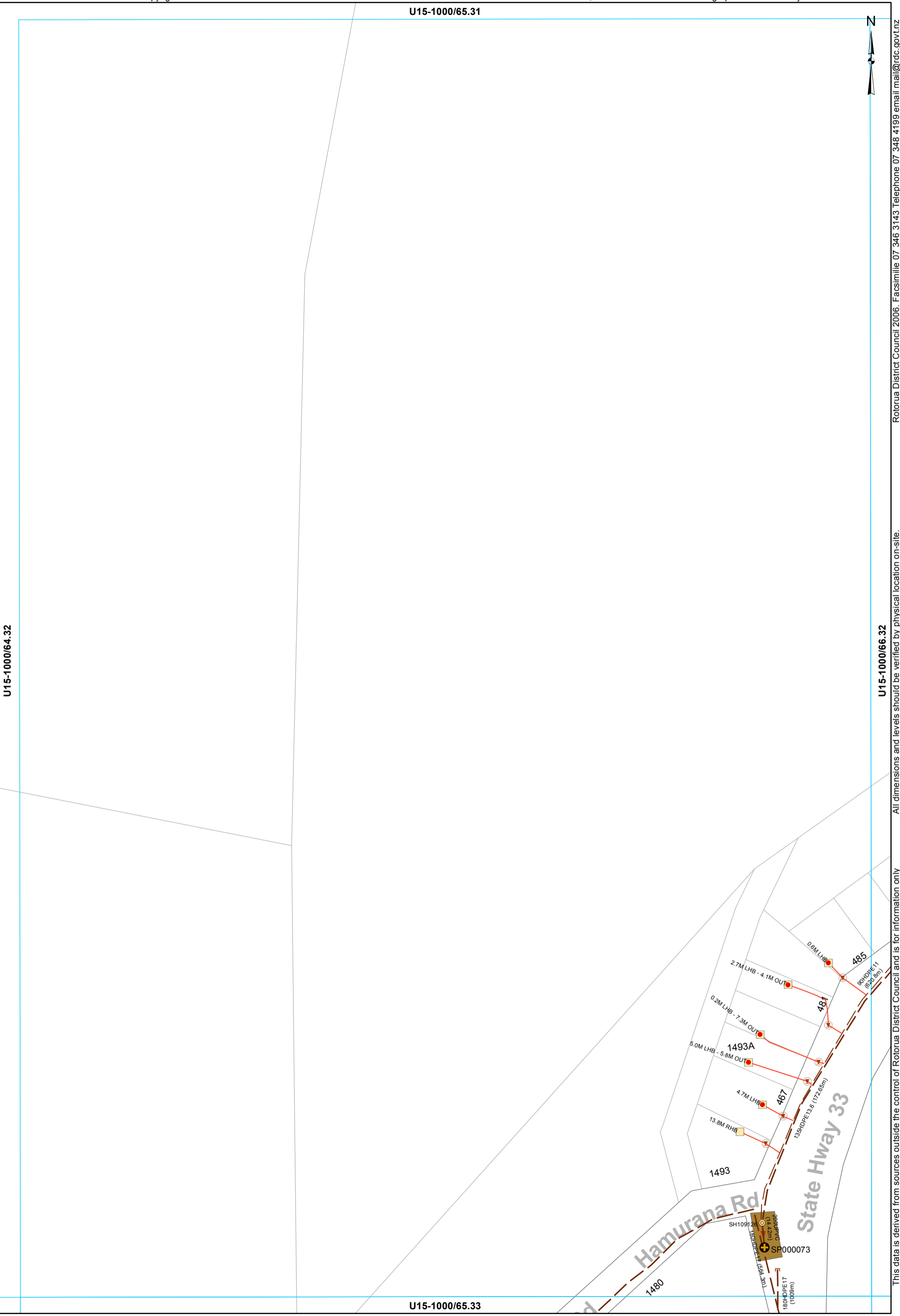
U15-1000/66.32

U15-1000/65.33



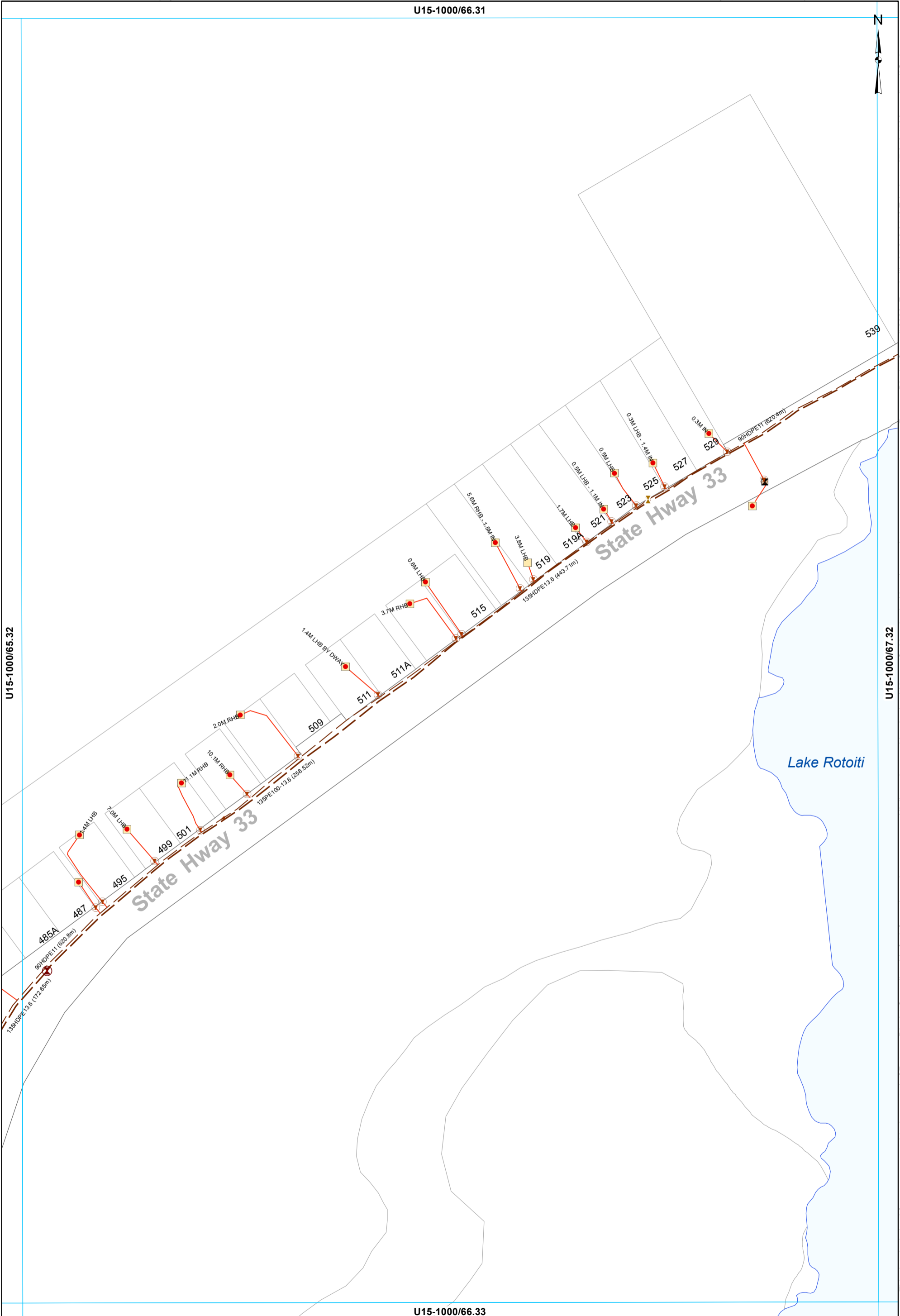
- Manhole
- Pump Station
- Grinder Pump Chamber
- LP Grinder Pump
- End of line - Capped end
- Air Valve
- Boundary Assembly
- Low Pressure Main
- Main line
- Rising main
- LPGP Service Line

**WASTEWATER SERVICES**  
**1:2000 @ A3 - (U15-1000/65.32)**



All dimensions and levels should be verified by physical location on-site. Rotorua District Council 2006. Facsimile 07 346 3143 Telephone 07 348 4199 email mail@rdc.govt.nz

U15-1000/66.31



Rotorua District Council 2006. Facsimile 07 346 3143 Telephone 07 348 4199 email mail@rdc.govt.nz

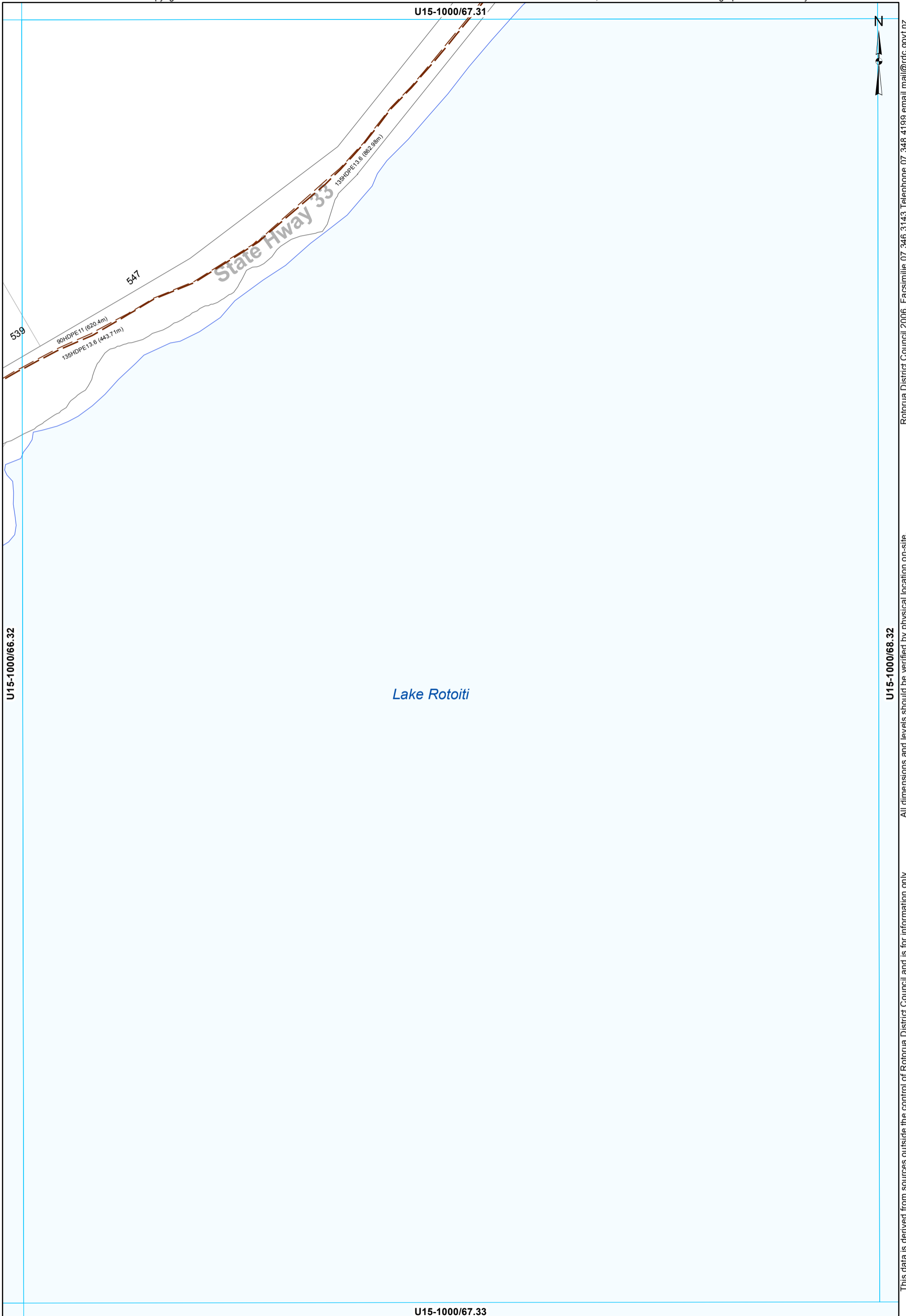
All dimensions and levels should be verified by physical location on-site.



This data is derived from sources outside the control of Rotorua District Council and is for information only

- Grinder Pump Chamber
- LP Grinder Pump
- Air Valve
- Boundary Assembly
- Clean Out Point
- Isolating Valve
- Low Pressure Main
- Rising main
- LPGP Service Line

**WASTEWATER SERVICES**  
**1:2000 @ A3 - (U15-1000/66.32)**





 - Low Pressure Main  
 - Rising main

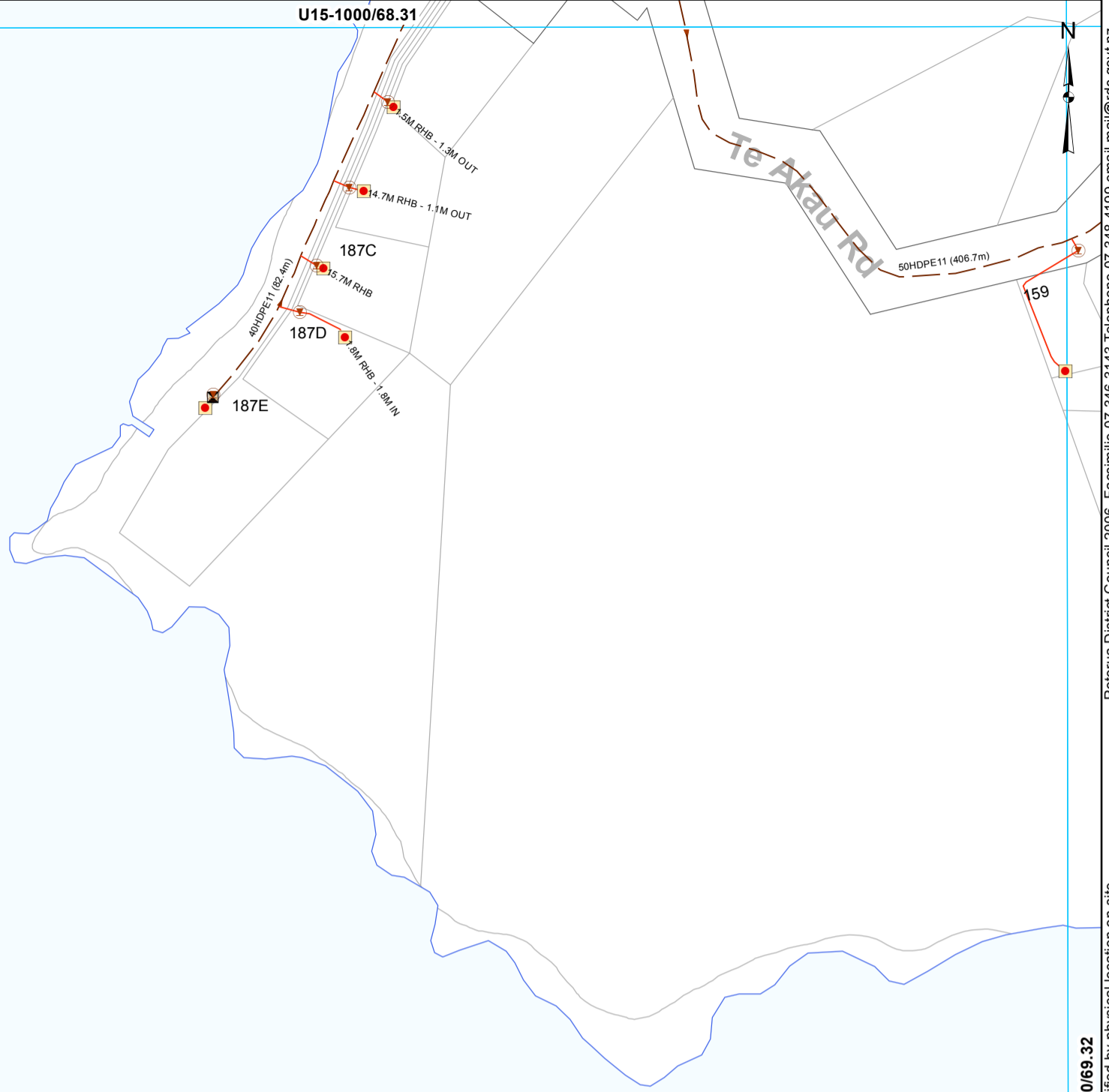
**WASTEWATER SERVICES**  
 1:2000 @ A3 - (U15-1000/67.32)

This data is derived from sources outside the control of Rotorua District Council and is for information only

Rotorua District Council 2006. Facsimile 07 346 3143 Telephone 07 348 4199 email mail@rdc.govt.nz

U15-1000/68.31

Rotorua District Council 2006. Facsimile 07 346 3143 Telephone 07 346 4199 email mail@rdc.govt.nz



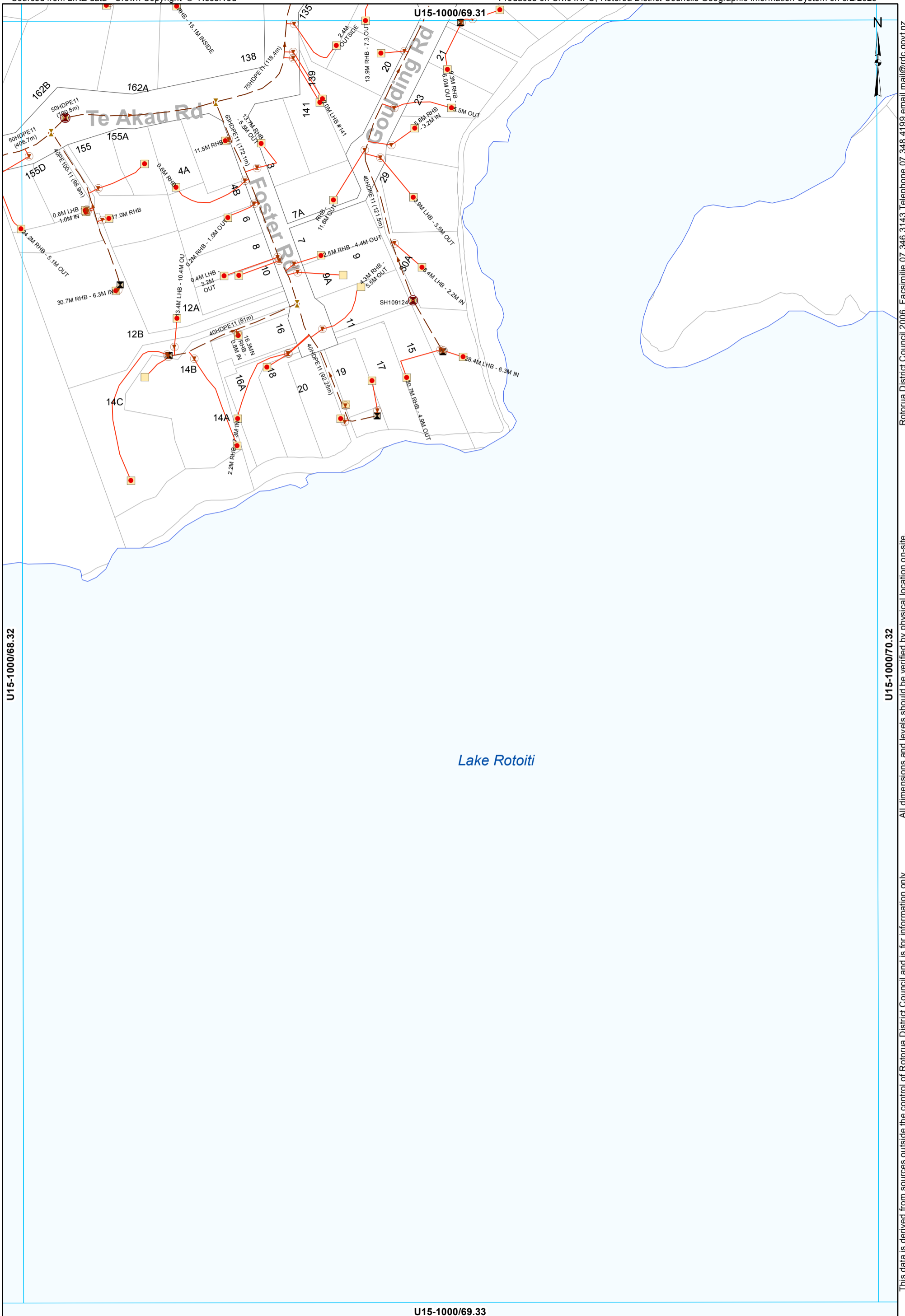
Lake Rotoiti

U15-1000/68.33

This data is derived from sources outside the control of Rotorua District Council and is for information only. All dimensions and levels should be verified by physical location on-site.

- Grinder Pump Chamber
- LP Grinder Pump
- Boundary Assembly
- Clean Out Point
- Low Pressure Main
- LPGP Service Line

**WASTEWATER SERVICES**  
**1:2000 @ A3 - (U15-1000/68.32)**

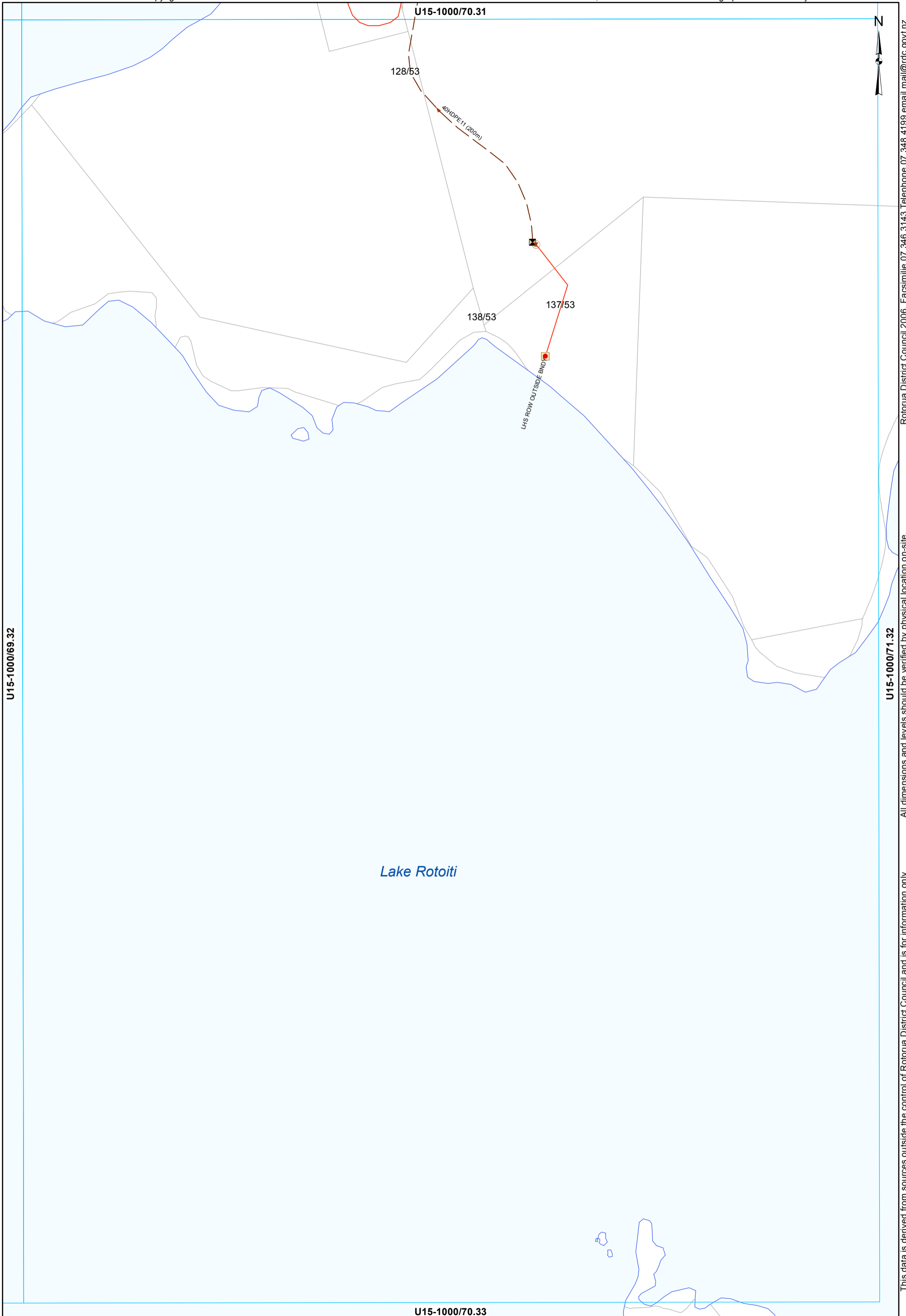


U15-1000/68.32  
 Rotorua District Council 2006. Facsimile 07 346 3143 Telephone 07 348 4199 email mail@rdc.govt.nz  
 U15-1000/70.32  
 All dimensions and levels should be verified by physical location on-site.  
 This data is derived from sources outside the control of Rotorua District Council and is for information only

U15-1000/69.33

- Manhole
- Grinder Pump Chamber
- LP Grinder Pump
- ⊗ Air Valve
- ⊠ Boundary Assembly
- ⊠ Clean Out Point
- ⊠ Isolating Valve
- Low Pressure Main
- LPGP Service Line

**WASTEWATER SERVICES**  
**1:2000 @ A3 - (U15-1000/69.32)**



Lake Rotoiti

- Grinder Pump Chamber
- LP Grinder Pump
- Boundary Assembly
- Clean Out Point
- Low Pressure Main
- LPGP Service Line

**WASTEWATER SERVICES**  
**1:2000 @ A3 - (U15-1000/70.32)**

This data is derived from sources outside the control of Rotorua District Council and is for information only

Rotorua District Council 2006. Facsimile 07 346 3143 Telephone 07 348 4199 email mail@rdc.govt.nz